

WEAKLEY COUNTY, TENNESSEE

ADA EVALUATION

Architectural and Site Findings with Recommendations

TLM Associates, Inc

117 E. Lafayette St.; Jackson, TN 38301
731.988.9840 www.tlmae.com



Summary Facility Costs	3
Election Commission Building.....	5
PROJECT & BUDGET RECOMMENDATIONS	21
Weakley County Library - Interior.....	23
PROJECT & BUDGET RECOMMENDATIONS	51
Weakley County Trustee Office	55
PROJECT & BUDGET RECOMMENDATIONS	71
Dresden High School.....	73
PROJECT & BUDGET RECOMMENDATIONS	137
Dresden Middle School.....	141
PROJECT & BUDGET RECOMMENDATIONS	175
Dresden Elementary School.....	179
PROJECT & BUDGET RECOMMENDATIONS	221
Sharon School	225
PROJECT & BUDGET RECOMMENDATIONS	343
Greenfield School	349
PROJECT & BUDGET RECOMMENDATIONS	471
Martin Elementary School	479
PROJECT & BUDGET RECOMMENDATIONS	563
Martin Middle School	569
PROJECT & BUDGET RECOMMENDATIONS	709
Martin Primary School	717
PROJECT & BUDGET RECOMMENDATIONS	761
Westview High School	765
PROJECT & BUDGET RECOMMENDATIONS	903
Weakley County Courthouse	911
PROJECT & BUDGET RECOMMENDATIONS	971
Weakley County Health Department.....	975
PROJECT & BUDGET RECOMMENDATIONS	997
Weakley County Highway Department.....	999
PROJECT & BUDGET RECOMMENDATIONS	1023
Weakley County Justice Center	1025
PROJECT & BUDGET RECOMMENDATIONS	1053
Weakley County Nursing Home.....	1055
PROJECT & BUDGET RECOMMENDATIONS	1109
Gleason School	1113
PROJECT & BUDGET RECOMMENDATIONS	1217

Summary Facility Costs

All budgets are for current estimate prices:

LOCATION	PRIORITY 1	PRIORITY 2	PRIORITY 3	PRIORITY 4	PRIORITY 5	TOTAL
Election Commission Building	-	\$12,187.00	\$8,300.00	\$10,550.00	-	\$31,037.00
Weakley Co. Library	-	\$97,087.00	\$16,550.50	\$7,175.00	\$50.00	\$120,862.50
Weakley Co. Trustee Office	-	\$18,187.50	\$17,400.00	-	-	\$25,650.00
Dresden High School	\$4,400.00	\$133,500.00	\$170,345.00	-	-	\$308,245.00
Dresden Middle School	\$500.00	\$2,000.00	\$77,195.00	\$48,715.00	-	\$128,410.00
Dresden Elementary School	-	\$50.00	\$223,050.00	\$22,825.00	-	\$245,925.00
Sharon School	\$1,000.00	\$32,287.00	\$633,643.00	\$7,500.00	-	\$674,430.00
Greenfield School	\$5,500.00	\$23,275.00	\$535,762.00	\$2,025.00	-	\$566,562.00
Martin Elementary School	\$50,100.00	\$46,374.00	\$263,475.00	\$4,750.00	-	\$364,799.00
Martin Middle School	\$46,200.00	\$200.00	\$753,698.00	\$100.00	-	\$800,198.00
Martin Primary School	\$4,400.00	\$1,450.00	\$145,948.75	\$8,500.00	-	\$160,298.75
Westview High School	\$4,500.00	\$750.00	\$483,226.00	\$2,150.00	-	\$490,626.00
Weakley County Courthouse	-	\$25,450.00	\$424,195.50	\$250.00	-	\$247,957.50
Weakley County Health Department	\$1,500.00	\$20,187.00	\$26,175.00	-	-	\$449,895.50
Weakley County Highway Department	\$200.00	-	\$75,125.00	\$250.00	-	\$75,575.00
Weakley County Justice Center	\$22,187.50	\$28,387.50	\$63,525.00	-	-	\$114,100.00
Weakley County Nursing Home	\$19,387.00	\$69,637.50	\$208,935.00	\$1,250.00	-	\$299,209.50
Gleason School	\$44,400.00	\$42,700.00	\$371,682.00	\$22,200.00	-	\$480,982.00
OVERALL	PRIORITY 1	PRIORITY 2	PRIORITY 3	PRIORITY 4	PRIORITY 5	TOTAL
	\$204,274.50	\$553,709.50	\$4,498,230.75	\$180,990.00	\$50.00	\$5,437,254.75

Election Commission Building

135 S. Poplar St., Dresden, TN 38225



Architectural Findings

Main Entrance

Finding: 1

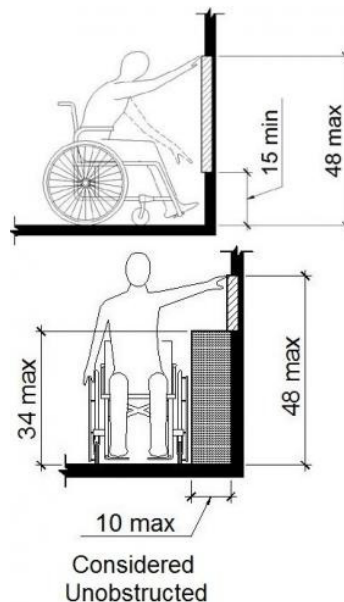
Budget Estimate: \$1,200.00

Recommendation:

Lower the Fire Extinguisher so the handle is at 48" max AFF.

Barrier Priority:

3 (Moderate): Should be completed as soon as possible, but there may be other items that will provide greater access to persons with disabilities. (Includes findings that have a high financial impact on the entity in relationship to the degree of access provided).



As Built: The Fire Extinguisher is not positioned correctly for either a side or front approach.

Where a clear floor or ground space allows a parallel or front approach and the side reach is unobstructed, the high side reach shall be 48 inches maximum above the finish floor or ground and the low side reach shall be 15 inches minimum above the finish floor or ground.

Citation: 2010 ADAS Section: 308.2.1

Where a forward reach is unobstructed, the high forward reach shall be 48 inches (1220 mm) maximum and the low forward reach shall be 15 inches (380 mm) minimum above the finish floor or ground.

2010 ADAS Section: 308.3.1

Where a clear floor or ground space allows a parallel approach to an element and the side reach is unobstructed, the high side reach shall be 48 inches (1220 mm) maximum and the low side reach shall be 15 inches (380 mm) minimum above the finish floor or ground.

Breakroom

Finding: 2

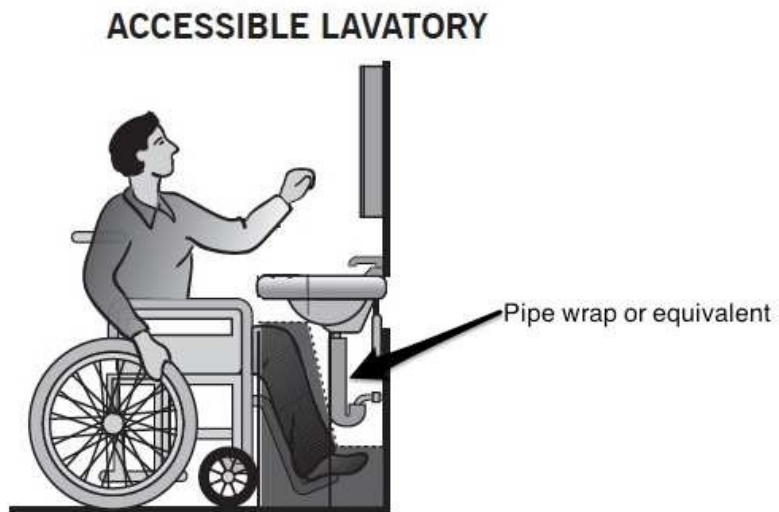
Budget Estimate: \$5,700.00

Recommendation:

Remove the base cabinet, install a 3' wall mounted counter at 34" max AFF with required knee clearance.

Barrier Priority:

3 (Moderate): Should be completed as soon as possible, but there may be other items that will provide greater access to persons with disabilities. (Includes findings that have a high financial impact on the entity in relationship to the degree of access provided).



As Built: The top of the sink is 36", which is too high. Sinks that are required to be accessible shall be a minimum 17 inches in horizontal depth and mounted with the rim or counter edge no higher than 34 inches above the finished floor.

Citation: 2010 ADAS Section: 606.3

Lavatories and sinks shall be installed with the front of the higher of the rim or counter surface 34 inches (865 mm) maximum above the finish floor or ground.

Breakroom

Finding: 3

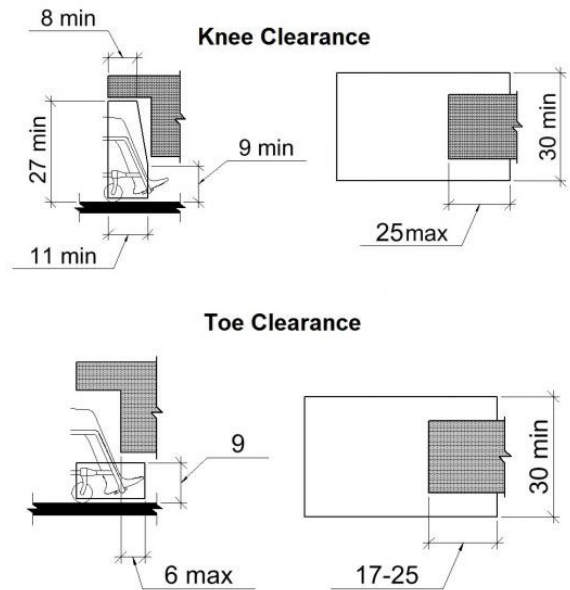
Budget Estimate: See previous finding for budget.

Recommendation:

Remove the base cabinet, install a 3' wall mounted counter at 34" max AFF with required knee clearance.

Barrier Priority:

3 (Moderate): Should be completed as soon as possible, but there may be other items that will provide greater access to persons with disabilities. (Includes findings that have a high financial impact on the entity in relationship to the degree of access provided).



As Built: Knee and toe clearance have not been provided at the sink. The knee clearance shall be 11 inches deep minimum at 9 inches above the finish floor or ground, and 8 inches deep minimum at 27 inches above the finish floor or ground. The toe clearance is the space under the sink between the finish floor or ground and 9 inches above the finish floor 30 inches wide minimum.

Citation: 2010 ADAS Section 606.2

A clear floor space complying with 305, positioned for a forward approach, and knee and toe clearance complying with 306 shall be provided.

Breakroom

Finding: 4

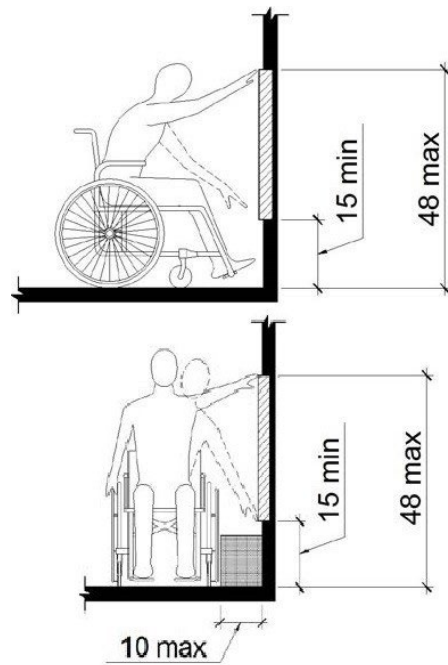
Budget Estimate: \$1,200.00

Recommendation:

Lower the paper towel dispenser to 48" max AFF.

Barrier Priority:

3 (Moderate): Should be completed as soon as possible, but there may be other items that will provide greater access to persons with disabilities. (Includes findings that have a high financial impact on the entity in relationship to the degree of access provided).



As Built: The Paper Towel is positioned 60" AFF, which is too high for either a side or front approach.

Where a clear floor or ground space allows a parallel approach to an element and the side reach is unobstructed, the high side reach shall be 48 inches maximum and the low side reach shall be 15 inches minimum above the finish floor or ground.

Where a forward reach is unobstructed, the high forward reach shall be 48 inches maximum and the low forward reach shall be 15 inches minimum above the finish floor or ground.

Citation: 2010 ADAS Section 308.1
Reach ranges shall comply with 308.

Toilet 1

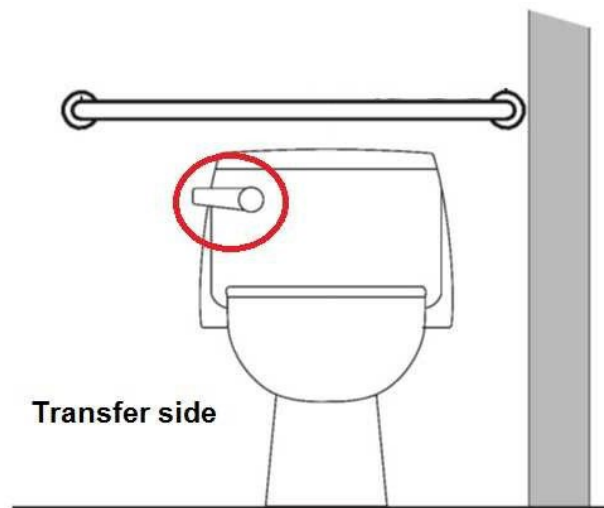
Finding: 5

Budget Estimate: \$2,700.00

Recommendation:

Remove and reinstall toilet hardware for handle to be on accessible side.

Barrier Priority: 3 (Moderate): Should be completed as soon as possible, but there may be other items that will provide greater access to persons with disabilities. (Includes findings that have a high financial impact on the entity in relationship to the degree of access provided).



As Built: The flush handle is located on the wrong side of the toilet.

Controls shall be operable with one hand and shall not require tight grasping, pinching or twisting. Controls for the flush valves shall be mounted on the wide side of toilet areas, no more than 48 inches above the floor.

Citation: 2010 ADAS Section 604.6

Flush controls shall be hand operated or automatic. Hand operated flush controls shall comply with 309. Flush controls shall be located on the open side of the water closet except in ambulatory accessible compartments complying with 604.8.2.

Toilet 2

Finding: 6

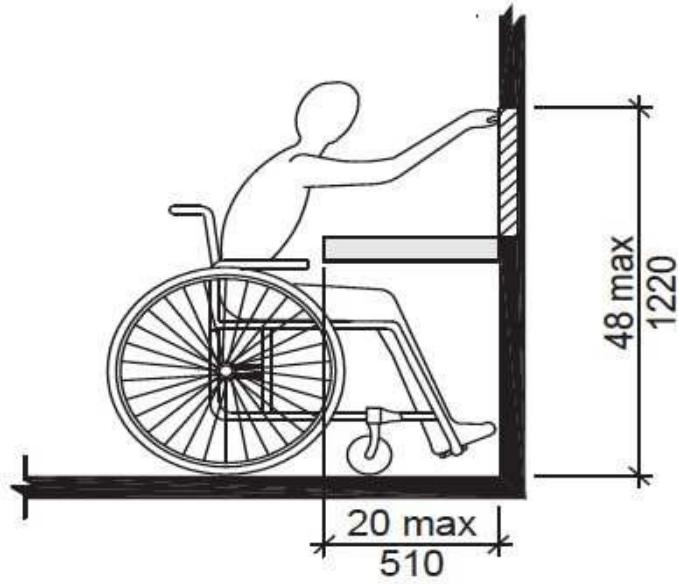
Budget Estimate: \$1,200.00

Recommendation:

Lower the soap dispenser for operable part to be 48" max AFF.

Barrier Priority:

4 (Low): Should be completed as soon as possible due to being a technical violation but may not result in providing greater access to persons with disabilities. (Includes findings that are technical violations but provide a moderate to low increase in accessibility compared to the financial impact on the entity).



As Built: The clear floor space only allows for a forward approach and the soap dispenser is out of reach range at 51" AFF.

Where a high forward reach is over an obstruction, the clear floor space shall extend beneath the element for a distance not less than the required reach depth over the obstruction. The high forward reach shall be 48 inches maximum where the reach depth is 20 inches maximum.

Citation: 2010 ADAS Section 308.2.2

Where a high forward reach is over an obstruction, the clear floor space shall extend beneath the element for a distance not less than the required reach depth over the obstruction. The high forward reach shall be 48 inches (1220 mm) maximum where the reach depth is 20 inches (510 mm) maximum. Where the reach depth exceeds 20 inches (510 mm), the high forward reach shall be 44 inches (1120 mm) maximum and the reach depth shall be 25 inches (635 mm) maximum.

Side Voting Entrance

Finding: 7

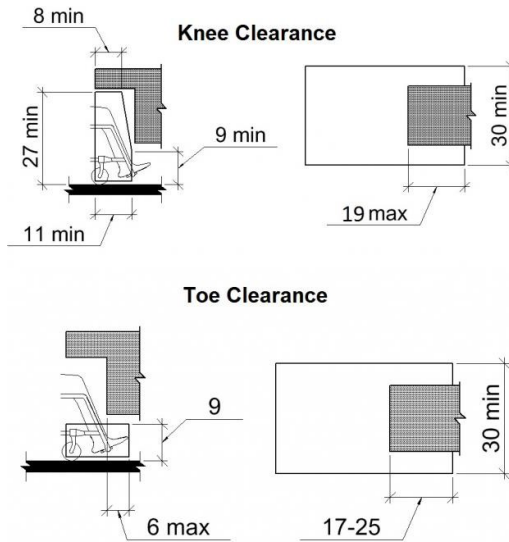
Budget Estimate: \$18,187.00

Recommendation:

Install new counter extending 17" for knee space.

Barrier Priority:

2 (Important): Should be completed as soon as possible. (Includes findings that would remove barriers to the greatest number of people to your goods and services).



As Built: Compliant knee and/or toe space is not provided. Space under an element between the finish floor or ground and 9 inches above the finish floor or ground shall be considered toe clearance. Toe clearance shall extend 25 inches maximum and 17 inches minimum under an element. Space extending greater than 6 inches beyond the available knee clearance at 9 inches above the finish floor or ground shall not be considered toe clearance. Toe clearance shall be 30 inches wide minimum. Space under an element between 9 inches and 27 inches above the finish floor or ground shall be considered knee clearance. Knee clearance shall extend 25 inches maximum under an element at 9 inches above the finish floor or ground. Knee clearance shall be 11 inches deep minimum at 9 inches above the finish floor or ground, and 8 inches deep minimum at 27 inches above the finish floor or ground. Knee clearance shall be 30 inches wide minimum

Citation: 2010 ADAS Section 306.1

Where space beneath an element is included as part of clear floor or ground space or turning space, the space shall comply with 306. Additional space shall not be prohibited beneath an element but shall not be considered as part of the clear floor or ground space or turning space.

Corridor

Finding: 8

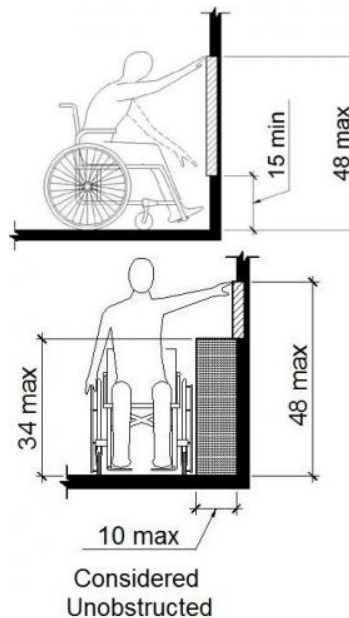
Budget Estimate: \$1,950.00

Recommendation:

Lower the thermostat for all operable components to be max 48" AFF.

Barrier Priority:

4 (Low): Should be completed as soon as possible due to being a technical violation but may not result in providing greater access to persons with disabilities. (Includes findings that are technical violations but provide a moderate to low increase in accessibility compared to the financial impact on the entity).



As Built: The thermostat is not positioned correctly for either a side or front approach.

Where a clear floor or ground space allows a parallel or front approach and the side reach is unobstructed, the high side reach shall be 48 inches maximum above the finish floor or ground and the low side reach shall be 15 inches minimum above the finish floor or ground.

Citation: 2010 ADAS Section 308.2.1

Where a forward reach is unobstructed, the high forward reach shall be 48 inches (1220 mm) maximum and the low forward reach shall be 15 inches (380 mm) minimum above the finish floor or ground.

2010 ADAS Section 308.3.1

Where a clear floor or ground space allows a parallel approach to an element and the side reach is unobstructed, the high side reach shall be 48 inches (1220 mm) maximum and the low side reach shall be 15 inches (380 mm) minimum above the finish floor or ground.

Corridor

Finding: 9

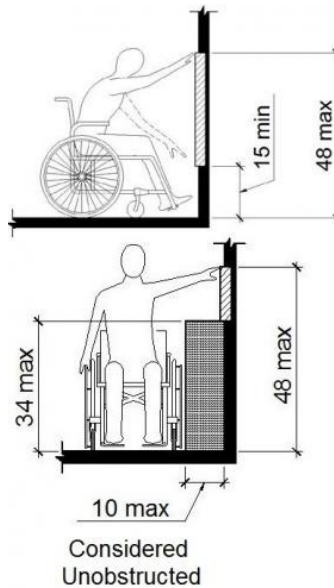
Budget Estimate: \$1,200.00

Recommendation:

Lower the fire extinguisher for top of fire extinguisher handle to be max 48" AFF.

Barrier Priority:

3 (Moderate): Should be completed as soon as possible, but there may be other items that will provide greater access to persons with disabilities. (Includes findings that have a high financial impact on the entity in relationship to the degree of access provided).



As Built: The fire extinguisher is not positioned correctly for either a side or front approach.

Where a clear floor or ground space allows a parallel or front approach and the side reach is unobstructed, the high side reach shall be 48 inches maximum above the finish floor or ground and the low side reach shall be 15 inches minimum above the finish floor or ground.

Citation: 2010 ADAS Section 308.2.1

Where a forward reach is unobstructed, the high forward reach shall be 48 inches (1220 mm) maximum and the low forward reach shall be 15 inches (380 mm) minimum above the finish floor or ground.

2010 ADAS Section 308.3.1

Where a clear floor or ground space allows a parallel approach to an element and the side reach is unobstructed, the high side reach shall be 48 inches (1220 mm) maximum and the low side reach shall be 15 inches (380 mm) minimum above the finish floor or ground.

Commissioner Office

Finding: 10

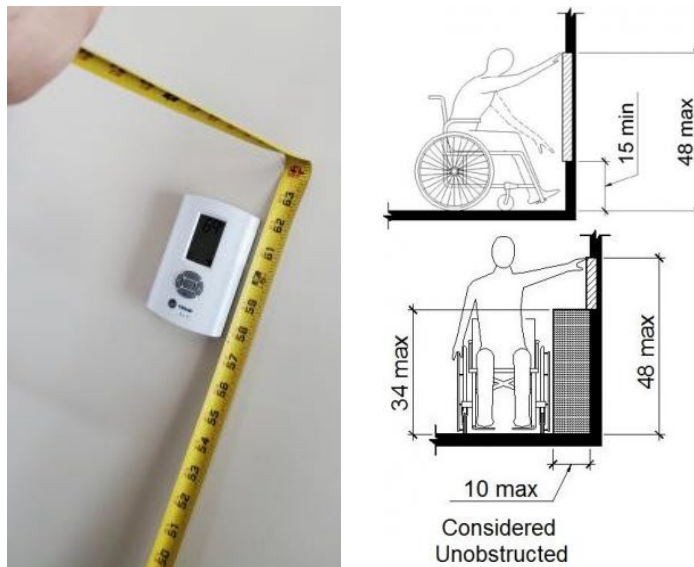
Budget Estimate: \$1,950.00

Recommendation:

Lower the thermostat for all operable components to be at 48" AFF.

Barrier Priority:

4 (Low): Should be completed as soon as possible due to being a technical violation but may not result in providing greater access to persons with disabilities. (Includes findings that are technical violations but provide a moderate to low increase in accessibility compared to the financial impact on the entity).



As Built: The thermostat is not positioned correctly for either a side or front approach.

Where a clear floor or ground space allows a parallel or front approach and the side reach is unobstructed, the high side reach shall be 48 inches maximum above the finish floor or ground and the low side reach shall be 15 inches minimum above the finish floor or ground.

Citation: 2010 ADAS Section 308.2.1

Where a forward reach is unobstructed, the high forward reach shall be 48 inches (1220 mm) maximum and the low forward reach shall be 15 inches (380 mm) minimum above the finish floor or ground.

2010 ADAS Section 308.3.1

Where a clear floor or ground space allows a parallel approach to an element and the side reach is unobstructed, the high side reach shall be 48 inches (1220 mm) maximum and the low side reach shall be 15 inches (380 mm) minimum above the finish floor or ground.

Civil Findings

Findings with No Area Description: Lat: 36.2908400000; Long: -88.7088900000

Finding: 1

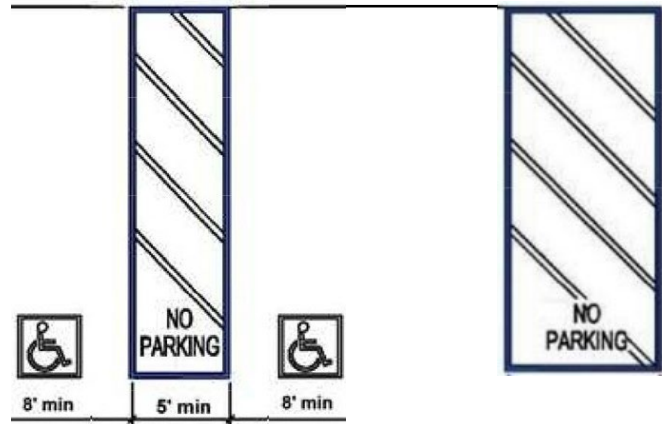
Budget Estimate: \$500.00

Recommendation:

Improve the signage and update the striping to include access aisle.

Barrier Priority:

2 (Important): Should be completed as soon as possible. (Includes findings that would remove barriers to the greatest number of people to your goods and services).



As Built: There is no access aisle at one space. The sign at this space is too short. Space is 10'-7" wide, 2.2% cross and running slope. The access aisle is missing at the accessible parking stall.

Access aisles serving parking spaces shall adjoin an accessible route. Two parking spaces shall be permitted to share a common access aisle.

Citation: 2010 ADAS Section 502.3.1

Access aisles serving car and van parking spaces shall be 60 inches (1525 mm) wide minimum.

2010 ADAS Section 502.2

Car parking spaces shall be 96 inches (2440 mm) wide minimum and van parking spaces shall be 132 inches (3350 mm) wide minimum, shall be marked to define the width, and shall have an adjacent access aisle complying with 502.3.

Findings with No Area Description: Lat: 36.2908400000; Long: -88.7088900000

Finding: 2

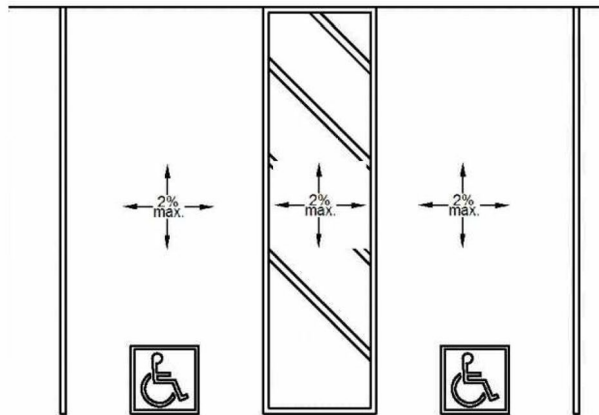
Budget Estimate: \$2,500.00

Recommendation:

Resurface parking and access aisle to provide less than 2% slope in all directions.

Barrier Priority:

2 (Important): Should be completed as soon as possible. (Includes findings that would remove barriers to the greatest number of people to your goods and services).



As Built: The running slope (long dimension) of the accessible parking stall varies 2.6-3%, which exceeds 2%.

The running slope in an accessible parking stall and the access aisle must not exceed 2%. Spaces are compliant in width.

Citation: 2010 ADAS Section 502.4

Parking spaces and access aisles serving them shall comply with 302. Access aisles shall be at the same level as the parking spaces they serve. Changes in level are not permitted.

Findings with No Area Description: Lat: 36.291000000; Long: -88.708760000

Finding: 3

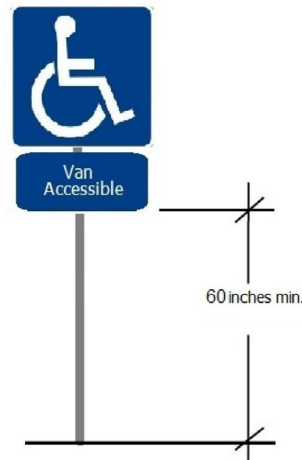
Budget Estimate: \$300.00

Recommendation:

Install sign at 60 inches minimum above the finish floor or ground surface measured to the bottom of the sign.

Barrier Priority:

4 (Low): Should be completed as soon as possible due to being a technical violation but may not result in providing greater access to persons with disabilities. (Includes findings that are technically violations but provide a moderate to low increase in accessibility compared to the financial impact on the entity).



As Built: The parking sign is mounted at 4', which is too low.

Parking space identification signs shall include the International Symbol of Accessibility. Signs identifying van parking spaces shall contain the designation "van accessible." Signs shall be 60 inches minimum above the finish floor or ground surface measured to the bottom of the sign.

Citation: 2010 ADAS Section 502.6

Parking space identification signs shall include the International Symbol of Accessibility complying with 703.7.2.1. Signs identifying van parking spaces shall contain the designation "van accessible." Signs shall be 60 inches (1525 mm) minimum above the finish floor or ground surface measured to the bottom of the sign.

Findings with No Area Description: Lat: 36.2909500000; Long: -88.7086800000

Finding: 4

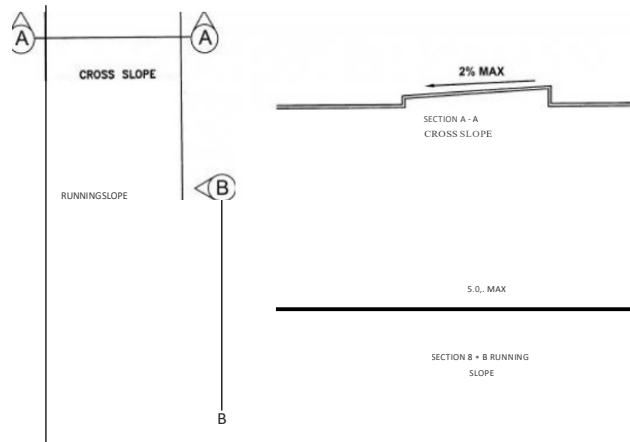
Budget Estimate: \$2,000.00

Recommendation:

Replace 5'x42'

Barrier Priority:

3 (Moderate): Should be completed as soon as possible, but there may be other items that will provide greater access to persons with disabilities. (Includes findings that have a high financial impact on the entity in relationship to the degree of access provided).



As Built: The accessible path of travel between the building entrance and the accessible parking contains cross slopes that vary up to 5.4%, which is greater than the 2% max slope.

Surface cross slopes shall not exceed one unit vertical in 48 units horizontal (2-percent slope). When the slope in the direction of travel of any walk exceeds 1 unit vertical in 20 units horizontal (5-percent slope), it must be constructed as ramp.

Citation: 2010 ADAS Section 403.3

The running slope of walking surfaces shall not be steeper than 1:20. The cross slope of walking surfaces shall not be steeper than 1:48.

PROJECT & BUDGET RECOMMENDATIONS

FINDINGS & RECOMMENDATIONS – ELECTION COMMISSION BUILDING

The existing Election Commission Building has significant ADA compliance deficiencies. After discussion with the city, the decision was made to provide access to the front and breakroom counters, to provide a compliant public restroom, and to lower specific fire extinguishers and thermostats throughout the building. The remainder of the facility will remain as currently designed.

PRIORITY 2 (Important)			
Estimated Cost	Location	Finding	Distress / Description / Recommendation
\$12,187.00	Total		
\$18,187.00	Side Voting Entrance	7	Install new counter extending 17" for knee space.
\$500.00	No Area Description	1	Improve the signage and update the striping to include access aisle.
\$2,500.00	No Area Description	2	Resurface parking and access aisle to provide less than 2% slope in all directions.

PRIORITY 3 (Moderate)			
Estimated Cost	Location	Finding	Distress / Description / Recommendation
\$8,600.00	Total		
\$1,200.00	Main Entrance	1	Lower the fire extinguisher handle so the handle is at 48" max AFF.
Included in Finding 2	Breakroom	3	Remove the base cabinet, install a 3' wall mounted counter at 34" max AFF with required knee clearance.
\$1,200.00	Breakroom	4	Lower the towel dispenser to 48" max AFF.
\$2,700.00	Toilet 1	5	Remove and install toilet hardware for handle to be accessible on accessible side.
\$1,200.00	Corridor	9	Lower the fire extinguisher for top of fire extinguisher handle to be max 48" AFF.
\$300.00	No area description	3	Install sign at 60 inches minimum above the finish floor or ground surface measured to the bottom of the sign.
\$2,000.00	No Area Description	4	Replace 5'x42'.

PRIORITY 4 (Low)			
Estimated Cost	Location	Finding	Distress / Description / Recommendation
\$10,500.00	Total		
\$5,700.00	Breakroom	2	Remove the base cabinet, install a 3' wall mounted counter at 34" max AFF with required knee clearance.
\$900.00	Toilet 2	6	Lower the soap dispenser for operable part to be at 48" max AFF.
\$1,950.00	Corridor	8	Lower the thermostat for all operable components to be max 48" AFF.
\$1,950.00	Commissioner Office	10	Lower the thermostat for all operable components to be at 48" AFF.

Weakley County Library - Interior

341 Linden St., Dresden, TN 38225



Architectural Findings

Entrance/Lobby

Finding: 1

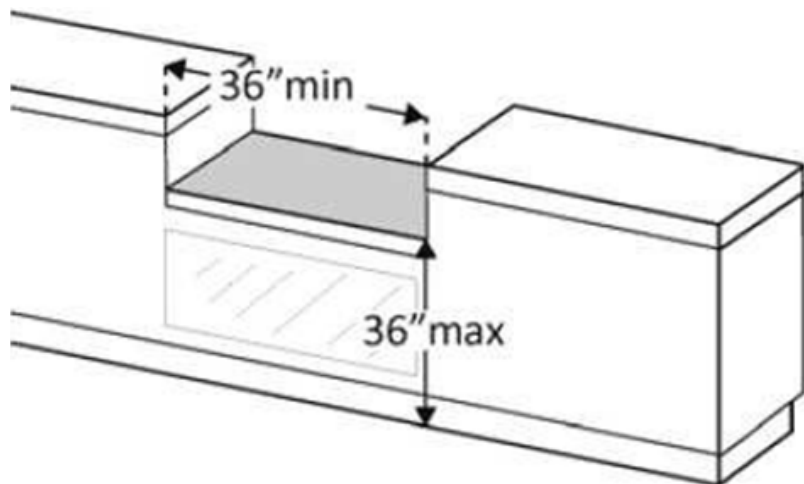
Budget Estimate: \$18,187.00

Recommendation:

Lower the counter to 36" max AFF with required knee clearance.

Barrier Priority:

2 (Important): Should be completed as soon as possible. (Includes findings that would remove barriers to the greatest number of people to your goods and services).



As Built: The transaction counter is too high.

A portion of the counter surface that is 36 inches long minimum and 36 inches high maximum above the finish floor shall be provided. Knee and toe space must be provided for a forward approach. A 30 inch by 48 inch clear floor space on an accessible route must be provided for either a forward or parallel approach.

Citation: 2010 ADAS Section 904.4.2

A portion of the counter surface that is 30 inches (760 mm) long minimum and 36 inches (915 mm) high maximum shall be provided. Knee and toe space complying with 306 shall be provided under the counter. A clear floor or ground space complying with 305 shall be positioned for a forward approach to the counter.

2010 ADAS Section 904.4.1

A portion of the counter surface that is 36 inches (915 mm) long minimum and 36 inches (915 mm) high maximum above the finish floor shall be provided. A clear floor or ground space complying with 305 shall be positioned for a parallel approach adjacent to the 36 inch (915 mm) minimum length of counter.

Entrance/Lobby

Finding: 2

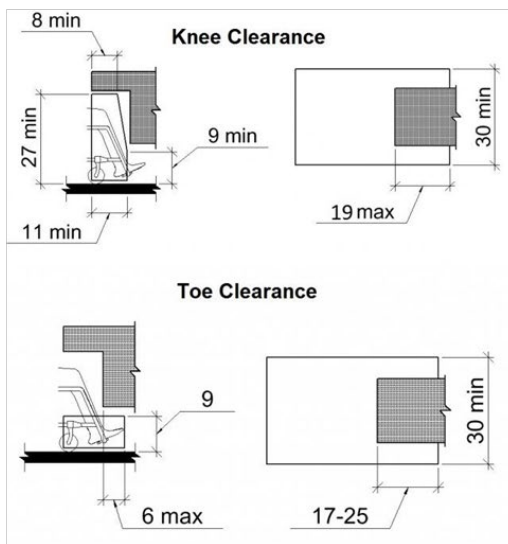
Budget Estimate: See previous finding for budget.

Recommendation:

Install new 36" counter service section with required knee clearance. See previous finding for budget.

Barrier Priority:

2 (Important): Should be completed as soon as possible. (Includes findings that would remove barriers to the greatest number of people to your goods and services).



As Built: Compliant knee and/or toe space is not provided. Space under an element between the finish floor or ground and 9 inches above the finish floor or ground shall be considered toe clearance. Toe clearance shall extend 25 inches maximum and 17 inches minimum under an element. Space extending greater than 6 inches beyond the available knee clearance at 9 inches above the finish floor or ground shall not be considered toe clearance. Toe clearance shall be 30 inches wide minimum.

Space under an element between 9 inches and 27 inches above the finish floor or ground shall be considered knee clearance. Knee clearance shall extend 25 inches maximum under an element at 9 inches above the finish floor or ground. Knee clearance shall be 11 inches deep minimum at 9 inches above the finish floor or ground, and 8 inches deep minimum at 27 inches above the finish floor or ground. Knee clearance shall be 30 inches wide minimum.

Citation: 2010 ADAS Section 306.1

Where space beneath an element is included as part of clear floor or ground space or turning space, the space shall comply with 306. Additional space shall not be prohibited beneath an element but shall not be considered as part of the clear floor or ground space or turning space.

Entrance/Lobby

Finding: 3

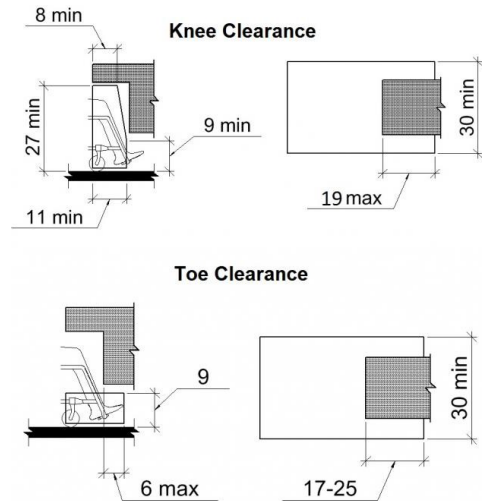
Budget Estimate: See previous finding for budget.

Recommendation:

Remove 3' section, install new countertop at 36" max AFF with required knee clearance.

Barrier Priority:

2 (Important): Should be completed as soon as possible. (Includes findings that would remove barriers to the greatest number of people to your goods and services).



As Built: Compliant knee and/or toe space is not provided.

Space under an element between the finish floor or ground and 9 inches above the finish floor or ground shall be considered toe clearance. Toe clearance shall extend 25 inches maximum and 17 inches minimum under an element. Space extending greater than 6 inches beyond the available knee clearance at 9 inches above the finish floor or ground shall not be considered toe clearance. Toe clearance shall be 30 inches wide minimum.

Space under an element between 9 inches and 27 inches above the finish floor or ground shall be considered knee clearance. Knee clearance shall extend 25 inches maximum under an element at 9 inches above the finish floor or ground. Knee clearance shall be 11 inches deep minimum at 9 inches above the finish floor or ground, and 8 inches deep minimum at 27 inches above the finish floor or ground. Knee clearance shall be 30 inches wide minimum.

Citation: 2010 ADAS Section 306.1

Where space beneath an element is included as part of clear floor or ground space or turning space, the space shall comply with 306. Additional space shall not be prohibited beneath an element but shall not be considered as part of the clear floor or ground space or turning space.

Entrance/Lobby

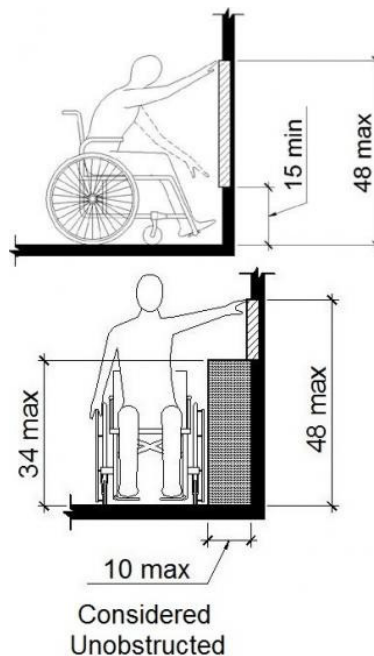
Finding: 4

Budget Estimate: \$1,950.00

Recommendation:

Lower thermostat for all operable components to be 48" max AFF.

Barrier Priority: 4 (Low): Should be completed as soon as possible due to being a technical violation but may not result in providing greater access to persons with disabilities. (Includes findings that are technically violations but provide a moderate to low increase in accessibility compared to the financial impact on the entity).



As Built: The thermostat is not positioned correctly for either a side or front approach.

Where a clear floor or ground space allows a parallel or front approach and the side reach is unobstructed, the high side reach shall be 48 inches maximum above the finish floor or ground and the low side reach shall be 15 inches minimum above the finish floor or ground.

Citation: 2010 ADAS Section 308.2.1

Where a forward reach is unobstructed, the high forward reach shall be 48 inches (1220 mm) maximum and the low forward reach shall be 15 inches (380 mm) minimum above the finish floor or ground.

2010 ADAS Section 308.3.1

Where a clear floor or ground space allows a parallel approach to an element and the side reach is unobstructed, the high side reach shall be 48 inches (1220 mm) maximum and the low side reach shall be 15 inches (380 mm) minimum above the finish floor or ground.

Entrance/Lobby

Finding: 5

Budget Estimate: \$2,400.00

Recommendation:

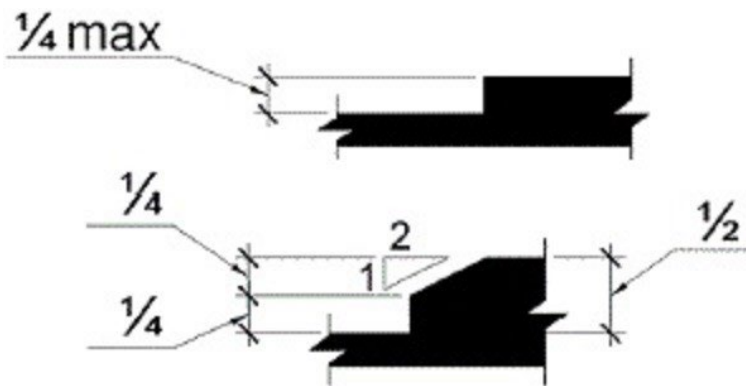

Remove existing threshold and install new threshold meeting requirements. Install door sweep on both doors to cover the gap.

Barrier Priority:

2 (Important): Should be completed as soon as possible. (Includes findings that would remove barriers to the greatest number of people to your goods and services).

As Built: The threshold is greater than 1/2 inch high.

The threshold at a doorway shall be no higher than 1/2 inch. Changes in level between 1/4 inch and 1/2 inch must be beveled at 1:2 or less. 1/4 inch is the maximum vertical rise.



Citation: 2010 ADAS Section 404.2.5

Thresholds, if provided at doorways, shall be 1/2 inch (13 mm) high maximum. Raised thresholds and changes in level at doorways shall comply with 302 and 303.

Entrance/Lobby

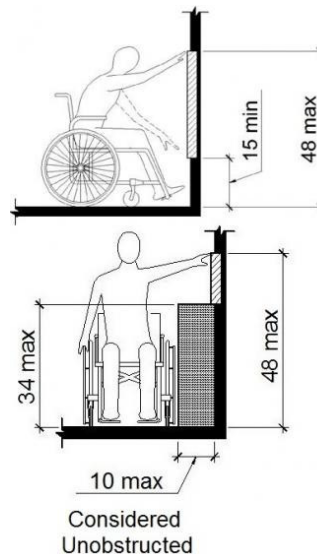
Finding: 6

Budget Estimate: \$1,950.00

Recommendation:

Lower the thermostat for all operable components to 48" max AFF.

Barrier Priority: 4 (Low): Should be completed as soon as possible due to being a technical violation but may not result in providing greater access to persons with disabilities. (Includes findings that are technically violations but provide a moderate to low increase in accessibility compared to the financial impact on the entity).



As Built: The thermostat is not positioned correctly for either a side or front approach.

Where a clear floor or ground space allows a parallel or front approach and the side reach is unobstructed, the high side reach shall be 48 inches maximum above the finish floor or ground and the low side reach shall be 15 inches minimum above the finish floor or ground.

Citation: 2010 ADAS Section 308.2.1

Where a forward reach is unobstructed, the high forward reach shall be 48 inches (1220 mm) maximum and the low forward reach shall be 15 inches (380 mm) minimum above the finish floor or ground.

2010 ADAS Section 308.3.1

Where a clear floor or ground space allows a parallel approach to an element and the side reach is unobstructed, the high side reach shall be 48 inches (1220 mm) maximum and the low side reach shall be 15 inches (380 mm) minimum above the finish floor or ground.

North Wing Library Area

Finding: 7

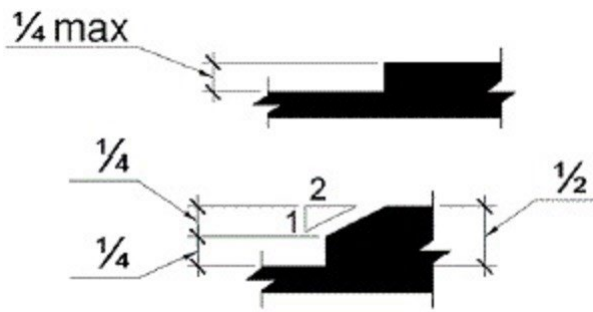
Budget Estimate: \$2,400.00

Recommendation:

Remove existing threshold and install new threshold meeting requirements. Install door sweep on both doors to cover the gap.

Barrier Priority:

2 (Important): Should be completed as soon as possible. (Includes findings that would remove barriers to the greatest number of people to your goods and services).



As Built: The threshold is greater than 1/2 inch high.

The threshold at a doorway shall be no higher than 1/2 inch. Changes in level between 1/4 inch and 1/2 inch must be beveled at 1:2 or less. 1/4 inch is the maximum vertical rise.

Citation: 2010 ADAS Section 404.2.5

Thresholds, if provided at doorways, shall be 1/2 inch (13 mm) high maximum. Raised thresholds and changes in level at doorways shall comply with 302 and 303.

Breakroom

Finding: 8


Budget Estimate: \$5,700.00

Recommendation:

Remove existing base cabinet, install new wall mounted counter-top at 34" max AFF with required knee clearance.

Barrier Priority:

3 (Moderate): Should be completed as soon as possible, but there may be other items that will provide greater access to persons with disabilities. (Includes findings that have a high financial impact on the entity in relationship to the degree of access provided).



As Built: The top of the sink is too high.

Sinks that are required to be accessible shall be a minimum 17 inches in horizontal depth and mounted with the rim or counter edge no higher than 34 inches above the finished floor.

Citation: 2010 ADAS Section 606.3

Lavatories and sinks shall be installed with the front of the higher of the rim or counter surface 34 inches (865 mm) maximum above the finish floor or ground.

Breakroom

Finding: 9

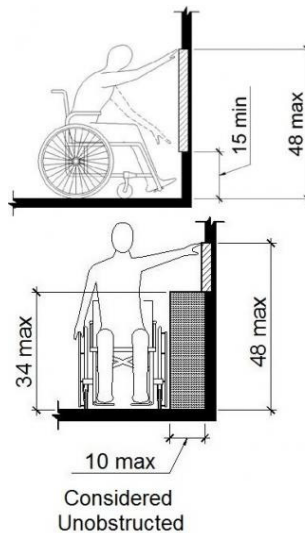
Budget Estimate: \$1,200.00

Recommendation:

Lower the fire extinguisher for the top of the handle to be 48" max AFF.

Barrier Priority:

3 (Moderate): Should be completed as soon as possible, but there may be other items that will provide greater access to persons with disabilities. (Includes findings that have a high financial impact on the entity in relationship to the degree of access provided).



As Built: The fire extinguisher is not positioned correctly for either a side or front approach.

Where a clear floor or ground space allows a parallel or front approach and the side reach is unobstructed, the high side reach shall be 48 inches maximum above the finish floor or ground and the low side reach shall be 15 inches minimum above the finish floor or ground.

Citation: 2010 ADAS Section 308.2.1

Where a forward reach is unobstructed, the high forward reach shall be 48 inches (1220 mm) maximum and the low forward reach shall be 15 inches (380 mm) minimum above the finish floor or ground.

2010 ADAS Section 308.3.1

Where a clear floor or ground space allows a parallel approach to an element and the side reach is unobstructed, the high side reach shall be 48 inches (1220 mm) maximum and the low side reach shall be 15 inches (380 mm) minimum above the finish floor or ground.

Breakroom

Finding: 10

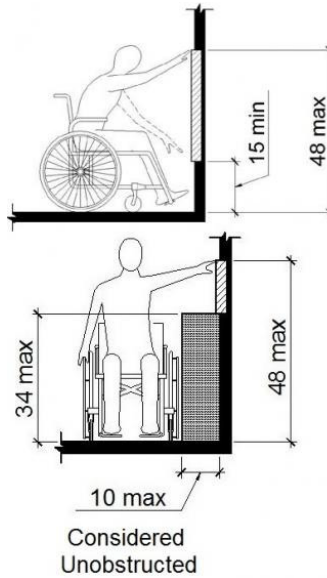
Budget Estimate: \$1,200.00

Recommendation:

Lower the paper towel dispenser to 48" max AFF.

Barrier Priority:

2 (Important): Should be completed as soon as possible. (Includes findings that would remove barriers to the greatest number of people to your goods and services).



As Built: The paper towel dispenser is not positioned correctly for either a side or front approach.

Where a clear floor or ground space allows a parallel or front approach and the side reach is unobstructed, the high side reach shall be 48 inches maximum above the finish floor or ground and the low side reach shall be 15 inches minimum above the finish floor or ground.

Citation: 2010 ADAS Section 308.2.1

Where a forward reach is unobstructed, the high forward reach shall be 48 inches (1220 mm) maximum and the low forward reach shall be 15 inches (380 mm) minimum above the finish floor or ground.

2010 ADAS Section 308.3.1

Where a clear floor or ground space allows a parallel approach to an element and the side reach is unobstructed, the high side reach shall be 48 inches (1220 mm) maximum and the low side reach shall be 15 inches (380 mm) minimum above the finish floor or ground.

Governor's Hall

Finding: 11

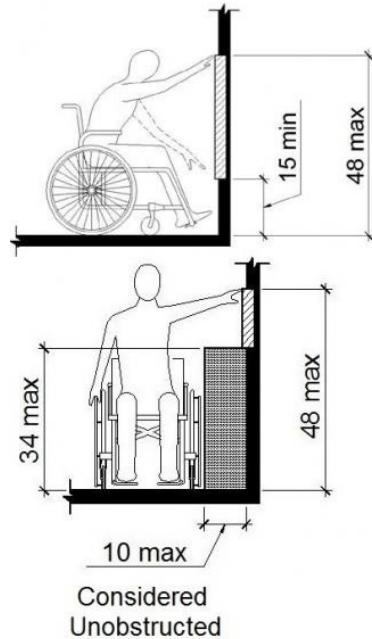
Budget Estimate: \$1,950.00

Recommendation:

Lower thermostat for all operable components to be 48" max AFF.

Barrier Priority:

4 (Low): Should be completed as soon as possible due to being a technical violation but may not result in providing greater access to persons with disabilities. (Includes findings that are technical violations but provide a moderate to low increase in accessibility compared to the financial impact on the entity).



As Built: The Thermostat is not positioned correctly for either side or front approach.

Where a clear floor or ground space allows a parallel or front approach and the side reach is unobstructed, the high side reach shall be 48 inches maximum above the finish floor or ground and the low side reach shall be 15 inches minimum above the finish floor or ground.

Citation: 2010 ADAS Section 308.2.1

Where a forward reach is unobstructed, the high forward reach shall be 48 inches (1220 mm) maximum and the low forward reach shall be 15 inches (380 mm) minimum above the finish floor or ground.

2010 ADAS Section 308.3.1

Where a clear floor or ground space allows a parallel approach to an element and the side reach is unobstructed, the high side reach shall be 48 inches (1220 mm) maximum and the low side reach shall be 15 inches (380 mm) minimum above the finish floor or ground.

Restroom

Finding: 12

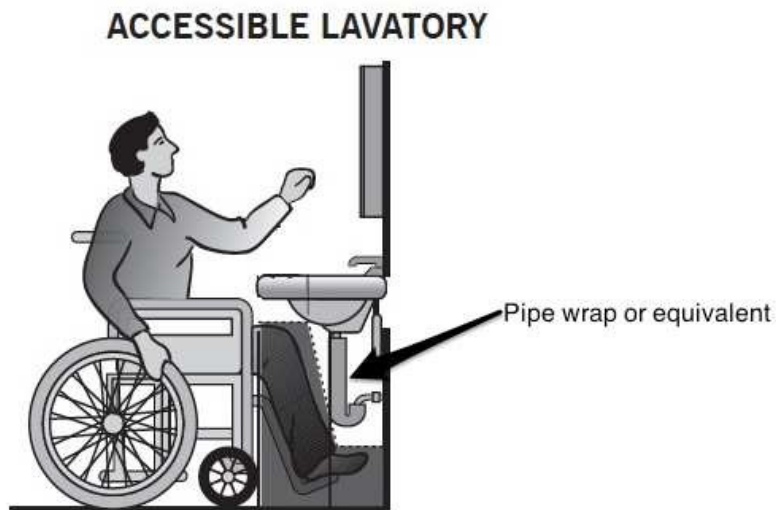
Budget Estimate: \$1,200.00

Recommendation:

Install new pipe insulation.

Barrier Priority:

3 (Moderate): Should be completed as soon as possible, but there may be other items that will provide greater access to persons with disabilities. (Includes findings that have a high financial impact on the entity in relationship to the degree of access provided).



As Built: The water and drain pipes under the lavatory are not adequately insulated.

Water supply and drain pipes under lavatories and sinks shall be insulated or otherwise configured to protect against contact. There shall be no sharp or abrasive surfaces under lavatories and sinks.

Citation: 2010 ADAS Section 606.5

Water supply and drain pipes under lavatories and sinks shall be insulated or otherwise configured to protect against contact. There shall be no sharp or abrasive surfaces under lavatories and sinks.

Restroom

Finding: 13

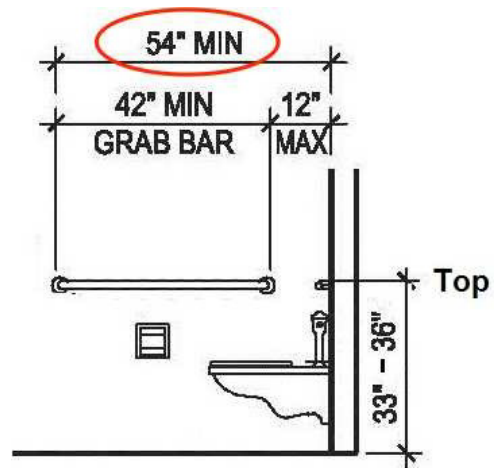
Budget Estimate: \$1,275.00

Recommendation:

Install new 42" side grab bar to extend 54" inches from wall.

Barrier Priority:

3 (Moderate): Should be completed as soon as possible, but there may be other items that will provide greater access to persons with disabilities. (Includes findings that have a high financial impact on the entity in relationship to the degree of access provided).



As Built: The side grab bar does not extend far enough from the rear wall.

The side grab bar must extend at least 54 inches minimum beyond the rear wall and start a maximum of 12 inches from the rear wall. A 42 inch grab bar installed the maximum distance from the rear wall (12 inches) will leave the leading end 54 inches from the rear wall.

Grab bars shall be installed in a horizontal position, 33 inches minimum and 36 inches maximum above the finish floor measured to the top of the gripping surface.

Citation: 2010 ADAS Section 604.5.1

The side wall grab bar shall be 42 inches (1065 mm) long minimum, located 12 inches (305 mm) maximum from the rear wall and extending 54 inches (1370 mm) minimum from the rear wall.

Restroom

Finding: 14

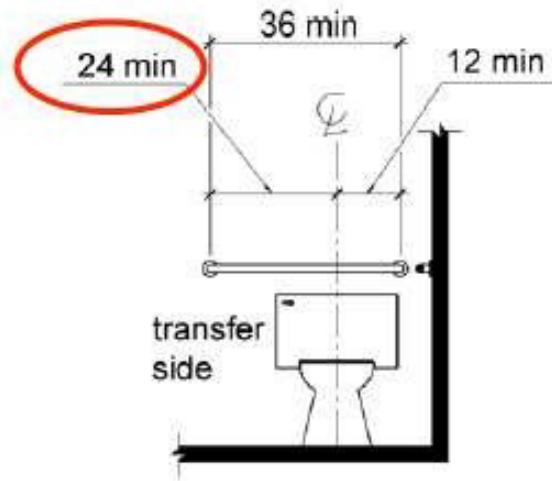
Budget Estimate: \$862.50

Recommendation:

Install new rear grab bar to extend 24" on open side.

Barrier Priority:

3 (Moderate): Should be completed as soon as possible, but there may be other items that will provide greater access to persons with disabilities. (Includes findings that have a high financial impact on the entity in relationship to the degree of access provided).



As Built: The rear grab bar does not extend adequately past the toilet on the wide side.

The rear grab bar must be a minimum of 36 inches long and extend from the centerline of the toilet 12 inches minimum on wall side and 24 inches minimum on the wide side.

Grab bars shall be installed in a horizontal position, 33 inches minimum and 36 inches maximum above the finish floor measured to the top of the gripping surface and the space between the grab bar and the top of the tank shall be 1-1/2 inches minimum.

Citation: 2010 ADAS Section 604.5.2

The rear wall grab bar shall be 36 inches (915 mm) long minimum and extend from the centerline of the water closet 12 inches (305 mm) minimum on one side and 24 inches (610 mm) minimum on the other side.

Restroom

Finding: 15

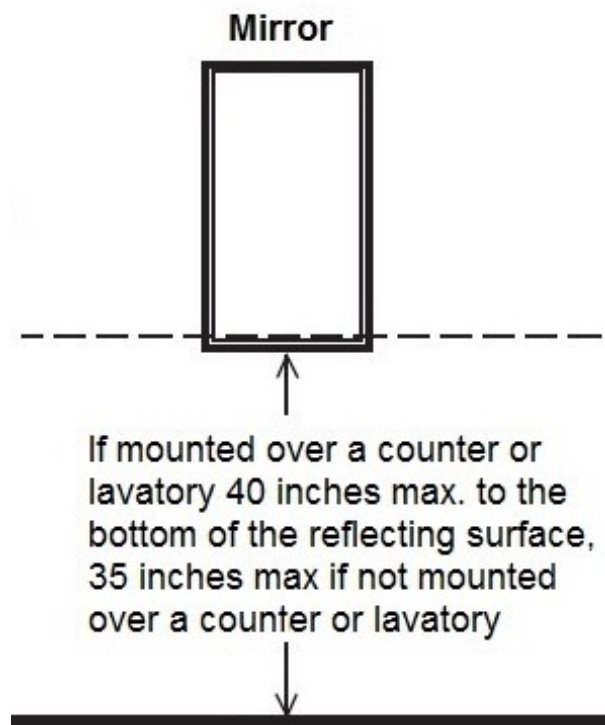
Budget Estimate: \$1,275.00

Recommendation:

Lower the mirror for reflecting surface to be 40" AFF.

Barrier Priority:

4 (Low): Should be completed as soon as possible due to being a technical violation but may not result in providing greater access to persons with disabilities. (Includes findings that are technical violations but provide a moderate to low increase in accessibility compared to the financial impact on the entity).



As Built: The mirror is mounted too high.

Mirrors must have the bottom edge of the reflecting surface a maximum of 40 inches above the floor if above a sink or counter. Mirrors not located above lavatories or countertops shall be installed with the bottom edge of the reflecting surface 35 inches maximum above the finish floor or ground.

Citation: 2010 ADAS Section 603.3

Mirrors located above lavatories or countertops shall be installed with the bottom edge of the reflecting surface 40 inches (1015 mm) maximum above the finish floor or ground. Mirrors not located above lavatories or countertops shall be installed with the bottom edge of the reflecting surface 35 inches (890 mm) maximum above the finish floor or ground.

Second Floor

Finding: 16

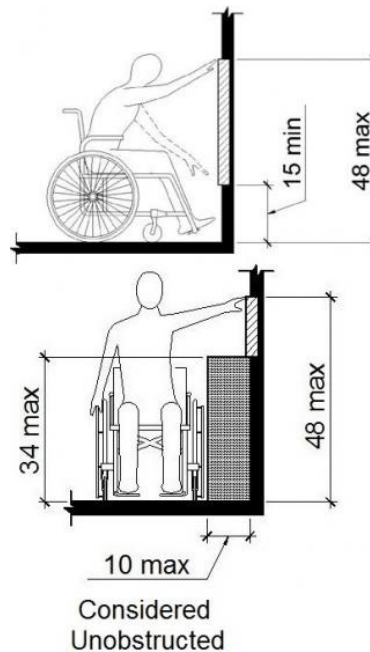
Budget Estimate: \$1,950.00

Recommendation:

Lower telephone for all operable components to be 48" max AFF.

Barrier Priority:

3 (Moderate): Should be completed as soon as possible, but there may be other items that will provide greater access to persons with disabilities. (Includes findings that have a high financial impact on the entity in relationship to the degree of access provided).



As Built: The telephone is not positioned correctly for either a side or front approach.

Where a clear floor or ground space allows a parallel or front approach and the side reach is unobstructed, the high side reach shall be 48 inches maximum above the finish floor or ground and the low side reach shall be 15 inches minimum above the finish floor or ground.

Citation: 2010 ADAS Section 308.2.1

Where a forward reach is unobstructed, the high forward reach shall be 48 inches (1220 mm) maximum and the low forward reach shall be 15 inches (380 mm) minimum above the finish floor or ground.

2010 ADAS Section 308.3.1

Where a clear floor or ground space allows a parallel approach to an element and the side reach is unobstructed, the high side reach shall be 48 inches (1220 mm) maximum and the low side reach shall be 15 inches (380 mm) minimum above the finish floor or ground.

Second Floor

Finding: 17

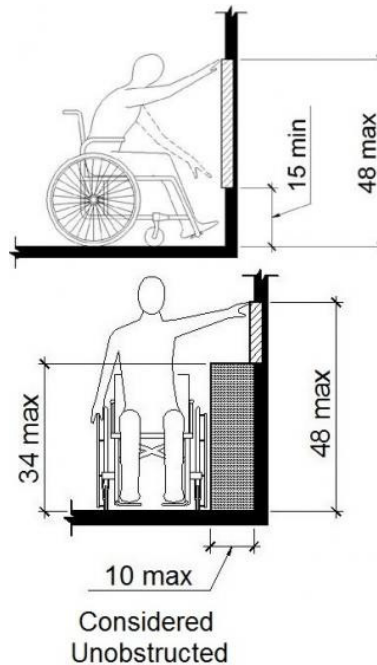
Budget Estimate: \$1,950.00

Recommendation:

Lower the thermostat for all operable components to be 48" max AFF.

Barrier Priority:

3 (Moderate): Should be completed as soon as possible, but there may be other items that will provide greater access to persons with disabilities. (Includes findings that have a high financial impact on the entity in relationship to the degree of access provided)



As Built: The thermostat is not positioned correctly for either a side or front approach.

Where a clear floor or ground space allows a parallel or front approach and the side reach is unobstructed, the high side reach shall be 48 inches maximum above the finish floor or ground and the low side reach shall be 15 inches minimum above the finish floor or ground.

Citation: 2010 ADAS Section 308.2.1

Where a forward reach is unobstructed, the high forward reach shall be 48 inches (1220 mm) maximum and the low forward reach shall be 15 inches (380 mm) minimum above the finish floor or ground.

2010 ADAS Section 308.3.1

Where a clear floor or ground space allows a parallel approach to an element and the side reach is unobstructed, the high side reach shall be 48 inches (1220 mm) maximum and the low side reach shall be 15 inches (380 mm) minimum above the finish floor or ground.

Second Floor

Finding: 18

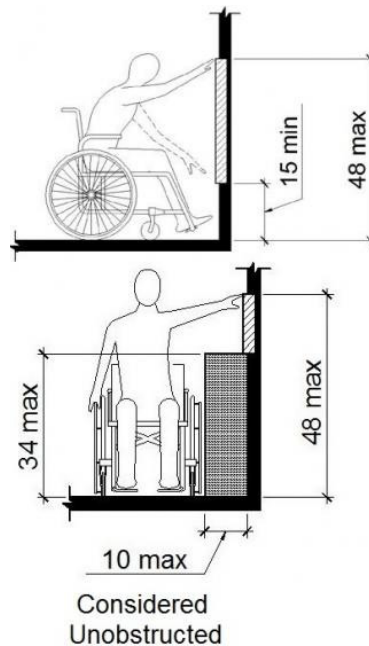
Budget Estimate: \$1,200.00

Recommendation:

Lower the fire extinguisher for top of handle to be 48" max AFF.

Barrier Priority:

3 (Moderate): Should be completed as soon as possible, but there may be other items that will provide greater access to persons with disabilities. (Includes findings that have a high financial impact on the entity in relationship to the degree of access provided)



As Built: The fire extinguisher is not positioned correctly for either a side or front approach.

Where a clear floor or ground space allows a parallel or front approach and the side reach is unobstructed, the high side reach shall be 48 inches maximum above the finish floor or ground and the low side reach shall be 15 inches minimum above the finish floor or ground.

Citation: 2010 ADAS Section 308.2.1

Where a forward reach is unobstructed, the high forward reach shall be 48 inches (1220 mm) maximum and the low forward reach shall be 15 inches (380 mm) minimum above the finish floor or ground.

2010 ADAS Section 308.3.1

Where a clear floor or ground space allows a parallel approach to an element and the side reach is unobstructed, the high side reach shall be 48 inches (1220 mm) maximum and the low side reach shall be 15 inches (380 mm) minimum above the finish floor or ground.

No Area Description

Finding: 19

Budget Estimate: \$71,250.00

Recommendation:

Provide access to the 2nd floor.

Barrier Priority:

2 (Important): Should be completed as soon as possible. (Includes findings that would remove barriers to the greatest number of people to your goods and services).



As Built: At least one accessible route (i.e. elevator, ramp, or platform lift) shall connect each story and mezzanine in multi-story buildings and facilities. The following buildings and facilities do not require vertical access:

In private buildings or facilities that are less than three stories or that have less than 3000 square feet per story, an accessible route shall not be required to connect stories provided that the building or facility is not a shopping center, a shopping mall, the professional office of a health care provider, a terminal, depot or other station used for specified public transportation, an airport passenger terminal, or another type of facility as determined by the Attorney General.

The building or facility is not currently being used as a shopping center, a shopping mall, the professional office of a health care provider, a terminal, depot or other station used for specified public transportation or an airport passenger terminal. If this changes in the future, the building or facility may not be eligible for this exception. The elevator exemption does not obviate or limit, in any way the obligation to comply with the other accessibility requirements established in the 2010 ADAS for the second floor as they are readily achievable to do so.

Citation: 2010 ADAS Section 206.2.3

At least one accessible route shall connect each story and mezzanine in multi-story buildings and facilities.

Civil Findings

No Area Description; Lat: 36.2874900000, Long: -88.7052200000

Finding: 1

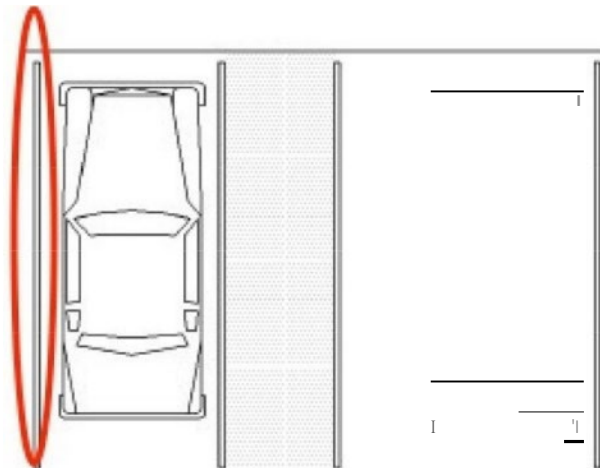
Budget Estimate: \$500.00

Recommendation:

Vehicle spaces shall be marked to define the width and shall have an adjacent access aisle.

Barrier Priority:

5 (Recommended): Should be completed but not necessarily required. (Includes findings and or elements that may have been in compliance with previous editions of the codes and standards but have since changed. Generally, these items are easily modified to provide the greatest degree of access as well as compliance with the most current codes and standards).



As Built: The stripe is missing at the left side of the left parking stall which identifies its border.

Citation: 2010 ADAS Section 502.2

Car parking spaces shall be 96 inches (2440 mm) wide minimum and van parking spaces shall be 132 inches (3350 mm) wide minimum, shall be marked to define the width, and shall have an adjacent access aisle complying with 502.3.

No Area Description: Lat: 36.2874900000; Long: -88.7052200000

Finding: 2

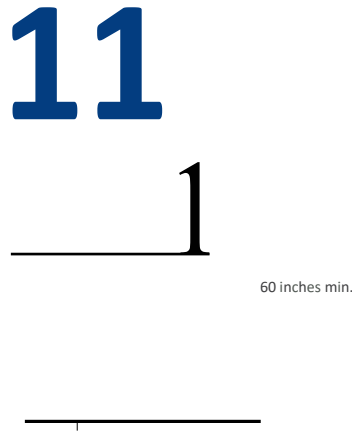
Budget Estimate: \$300.00

Recommendation:

Parking space identification signs shall include the International Symbol of Accessibility. Signs identifying van parking spaces shall contain the designation "van accessible." Signs shall be 60 inches minimum above the finish floor or ground surface measured to the bottom of the sign.

Barrier Priority:

4 (Low): Should be completed as soon as possible due to being a technical violation but may not result in providing greater access to persons with disabilities. (Includes findings that are technical violations but provide a moderate to low increase in accessibility compared to the financial impact on the entity).



As Built: The parking sign is mounted too low.

Citation: 2010 ADAS Section 502.6

Parking space identification signs shall include the International Symbol of Accessibility complying with 703.7.2.1. Signs identifying van parking spaces shall contain the designation "van accessible." Signs shall be 60 inches (1525 mm) minimum above the finish floor or ground surface measured to the bottom of the sign.

No Area Description: Lat: 36.2874900000; Long: -88.7052200000

Finding: 3

Budget Estimate: \$300.00

Recommendation:

Install van accessible sign at compliant space at 60" minimum above ground surface measured to bottom of the sign.

Barrier Priority:

2 (Important): Should be completed as soon as possible. (Includes findings that would remove barriers to the greatest number of people to your goods and services).



As Built: There is no van accessible space. The van stall is missing a sign identifying it as a van accessible stall.

Parking space identification signs shall include the International Symbol of Accessibility. Signs identifying van parking spaces shall contain the designation "van accessible."

Citation: 2010 ADAS Section 502.6

Parking space identification signs shall include the International Symbol of Accessibility complying with 703.7.2.1. Signs identifying van parking spaces shall contain the designation "van accessible." Signs shall be 60 inches (1525 mm) minimum above the finish floor or ground surface measured to the bottom of the sign.

No Area Description: Lat: 36.2874900000; Long: -88.7052200000

Finding: 4

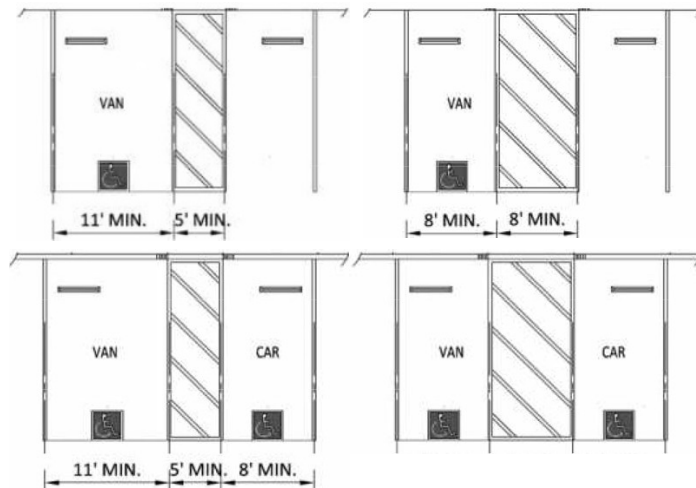
Budget Estimate: \$2,000.00

Recommendation:

Resurface parking area to less than 2% slope in any direction. Restripe parking to provide appropriate width parking space and access aisle for one van accessible space. If 2nd space is provided, ensure it meets slope, width and access aisle requirements.

Barrier Priority:

2 (Important): Should be completed as soon as possible. (Includes findings that would remove barriers to the greatest number of people to your goods and services).



As Built: The accessible parking stall is only 9' wide. There is no access aisle, no van sign and the cross slope of the space is 2.9%

The Parking space must meet one of the acceptable layouts in the diagram above.

The measurements of parking spaces and access aisles shall be made from the centerline of the markings. Where the parking space is not adjacent to another parking space or access aisle, the measurement shall be permitted to include the full width of the line defining the parking space.

Citation: 2010 ADAS Section 502.2

Car parking spaces shall be 96 inches (2440 mm) wide minimum and van parking spaces shall be 132 inches (3350 mm) wide minimum,

No Area Description: Lat: 36.2874944000; Long: -88.7052157000

Finding: 5


Budget Estimate: \$800.00

Recommendation:

Level or replace walkways as required.

Barrier Priority:

3 (Moderate): Should be completed as soon as possible, but there may be other items that will provide greater access to persons with disabilities. (Includes findings that have a high financial impact on the entity in relationship to the degree of access provided).



As Built: The walkway contains abrupt vertical edges and/or variations over a 1/4 inch.

1/4 inch is the maximum vertical rise. Changes in level between 1/4 inch and 1/2 inch must be beveled at 1:2 or less. Changes in level greater than 1/2 inch must be by way of a ramp.

Citation: 2010 ADAS Section 303.3

Changes in level between 1/4 inch (6.4 mm) high minimum and 1/2 inch (13 mm) high maximum shall be beveled with a slope not steeper than 1:2.

2010 ADAS Section 303.2

Changes in level of 1/4 inch (6.4 mm) high maximum shall be permitted to be vertical.

PROJECT & BUDGET RECOMMENDATIONS

FINDINGS & RECOMMENDATIONS – WEAKLEY COUNTY LIBRARY

The existing Weakley County Library has significant ADA compliance deficiencies. After discussion with the City, the decision was made to provide access to entrances and to certain counters, to provide a compliant public restroom, and to lower specific thermostats, fire extinguishers, and telephones throughout the building. The remainder of the facility will remain as currently designed.

PRIORITY 2 (Important)			
Estimated Cost	Location	Finding	Distress / Description / Recommendation
\$97,287.50	Total		
\$18,187.50	Entrance / Lobby	1	Lower the counter to 36" max AFF with required knee clearance.
\$0.00	Entrance / Lobby	2	Install new 36" counter service section with required knee clearance.
\$0.00	Entrance / Lobby	3	Remove 3' section, install new countertop at 36" max AFF with required knee clearance.
\$1,950.00	Entrance / Lobby	5	Remove existing threshold and install new threshold meeting requirements. Install door sweep on both doors to cover gap.
\$2,400.00	North Wing Library Area	7	Remove existing threshold and install new threshold meeting requirements. Install door sweep on both doors to cover gap.
\$1,200.00	Breakroom	10	Lower the paper towel dispenser to 48" max AFF.
\$71,250.00	No Area Description	19	Provide access to the 2nd floor.
\$300.00	No Area Description	3	Install van accessible sign at compliant space at 60" minimum above ground surface measured to bottom of the sign.
\$2,000.00	No Area Description	4	Resurface parking area to less than 2% slope in any direction. Restripe parking to provide appropriate width parking space and access aisle for one van accessible space. If 2nd space is provided, ensure it meets slope, width and access aisle requirements.

PRIORITY 3 (Moderate)			
Estimated Cost	Location	Finding	Distress / Description / Recommendation
\$16,550.50	Total		
\$5,700.00	Breakroom	8	Remove existing base cabinet, install new wall mounted counter-top at 34" max AFF with required knee clearance.
\$1,200.00	Breakroom	9	Lower the fire extinguisher for the top of the handle to be 48" max AFF.
\$1,200.00	Restroom	12	Install new pipe insulation.
\$1,275.00	Restroom	13	Install new 42" side grab bar to extend 54" inches from wall.
\$1,275.50	Restroom	14	Install new rear grab bar to extend 24" on open side.
\$1,950.00	Second Floor	16	Lower telephone for all operable components to be 48" max AFF.
\$1,950.00	Second Floor	17	Lower the thermostat for all operable components to be 48" max AFF.
\$1,200.00	Second Floor	18	Lower the fire extinguisher for top of handle to be 48" max AFF.
\$800.00	No Area Description	5	Bevel or replace walkways as required.

PRIORITY 4 (Low)			
Estimated Cost	Location	Finding	Distress / Description / Recommendation
\$7,425.00	Total		
\$1,950.00	Entrance/ Lobby	4	Lower thermostat for all operable components to be 48" max AFF.
\$1,950.00	Entrance/ Lobby	6	Lower the thermostat for all operable components to be 48" max AFF.
\$1,950.00	Governor's Hall	11	Lower the thermostat for all operable components to be 48" max AFF.
\$1,275.00	Restroom	15	Lower the mirror for reflecting surface to be 40" AFF.
\$300.00	No Area Description	2	Parking space identification signs shall include the International Symbol of Accessibility. Signs identifying van parking spaces shall contain the designation "van accessible." Signs shall be 60 inches minimum above the finish floor or ground surface measured to the bottom of the sign.

PRIORITY 5 (Recommended)			
Estimated Cost	Location	Finding	Distress / Description / Recommendation
\$500.00	Total		
\$500.00	No Area Description	1	Vehicle spaces shall be marked to define the width and shall have an adjacent access aisle.

Weakley County Trustee Office

116 W. Main Street, Dresden, TN 38225



Architectural Findings

Lobby

Finding: 1

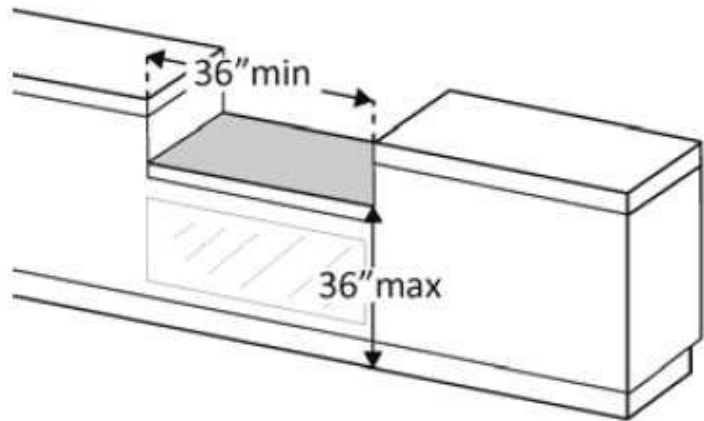
Budget Estimate: \$18,187.00

Recommendation:

Modify reception counter for a 3' section to be ADA compliant.

Barrier Priority:

3 (Moderate): Should be completed as soon as possible, but there may be other items that will provide greater access to persons with disabilities. (Includes findings that have a high financial impact on the entity in relationship to the degree of access provided).



As Built: The transaction counter is too high.

A portion of the counter surface that is 36 inches long minimum and 36 inches high maximum above the finish floor shall be provided. Knee and toe space must be provided for a forward approach. A 30 inch by 48 inch clear floor space on an accessible route must be provided for either a forward or parallel approach.

Citation: 2010 ADAS Section 904.4.2

A portion of the counter surface that is 30 inches (760 mm) long minimum and 36 inches (915 mm) high maximum shall be provided. Knee and toe space complying with 306 shall be provided under the counter. A clear floor or ground space complying with 305 shall be positioned for a forward approach to the counter.

2010 ADAS Section 904.4.1

A portion of the counter surface that is 36 inches (915 mm) long minimum and 36 inches (915 mm) high maximum above the finish floor shall be provided. A clear floor or ground space complying with 305 shall be positioned for a parallel approach adjacent to the 36 inch (915 mm) minimum length of counter.

Lobby

Finding: 2

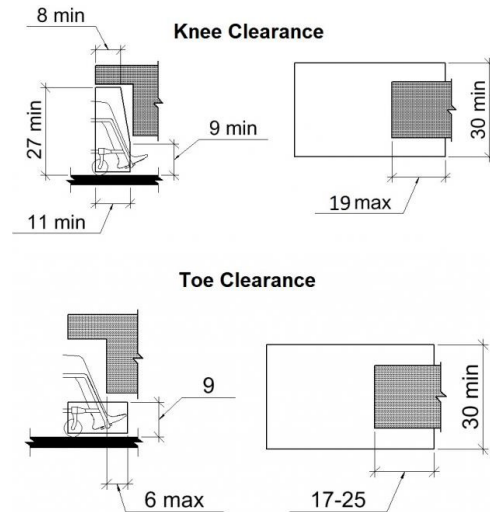
Budget Estimate: See previous finding for budget.

Recommendation:

Modify reception counter for a 3' section to be ADA compliant.

Barrier Priority:

2(Important): Should be completed as soon as possible. (Includes findings that would remove barriers to the greatest number of people to your goods and services).



As Built: Compliant knee and/or toe space is not provided.

Space under an element between the finish floor or ground and 9 inches above the finish floor or ground shall be considered toe clearance. Toe clearance shall extend 25 inches maximum and 17 inches minimum under an element. Space extending greater than 6 inches beyond the available knee clearance at 9 inches above the finish floor or ground shall not be considered toe clearance. Toe clearance shall be 30 inches wide minimum.

Space under an element between 9 inches and 27 inches above the finish floor or ground shall be considered knee clearance. Knee clearance shall extend 25 inches maximum under an element at 9 inches above the finish floor or ground. Knee clearance shall be 11 inches deep minimum at 9 inches above the finish floor or ground, and 8 inches deep minimum at 27 inches above the finish floor or ground. Knee clearance shall be 30 inches wide minimum.

Citation: 2010 ADAS Section 306.1

Where space beneath an element is included as part of clear floor or ground space or turning space, the space shall comply with 306. Additional space shall not be prohibited beneath an element but shall not be considered as part of the clear floor or ground space or turning space.

Lobby

Finding: 3

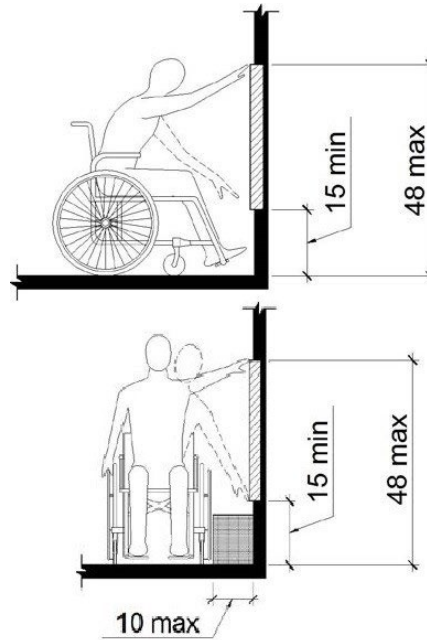
Budget Estimate: \$1,200.00

Recommendation:

Lower Fire Extinguisher for top of handle to be 48" max AFF.

Barrier Priority:

3 (Moderate): Should be completed as soon as possible, but there may be other items that will provide greater access to persons with disabilities. (Includes findings that have a high financial impact on the entity in relationship to the degree of access provided).



As Built: The Fire Extinguisher is positioned too high for either a side or front approach.

Where a clear floor or ground space allows a parallel approach to an element and the side reach is unobstructed, the high side reach shall be 48 inches maximum and the low side reach shall be 15 inches minimum above the finish floor or ground.

Where a forward reach is unobstructed, the high forward reach shall be 48 inches maximum and the low forward reach shall be 15 inches minimum above the finish floor or ground.

Citation: 2010 ADAS Section 308.1
Reach ranges shall comply with 308.

Breakroom

Finding: 4

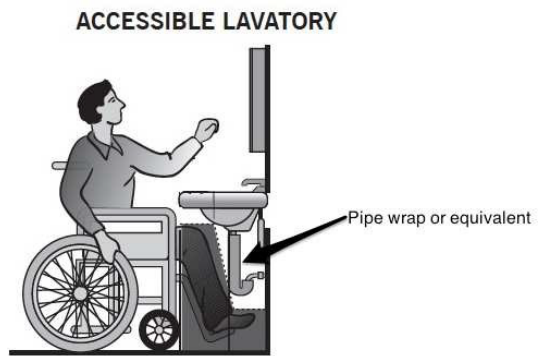
Budget Estimate: \$5,700.00

Recommendation:

Remove sink base cabinet and install wall mounted counter at 34" AFF max with required knee clearance.

Barrier Priority:

3 (Moderate): Should be completed as soon as possible, but there may be other items that will provide greater access to persons with disabilities. (Includes findings that have a high financial impact on the entity in relationship to the degree of access provided).



As Built: The top of the sink is too high.

Sinks that are required to be accessible shall be a minimum 17 inches in horizontal depth and mounted with the rim or counter edge no higher than 34 inches above the finished floor.

Citation: 2010 ADAS Section 606.3

Lavatories and sinks shall be installed with the front of the higher of the rim or counter surface 34 inches (865 mm) maximum above the finish floor or ground.

Breakroom

Finding: 5

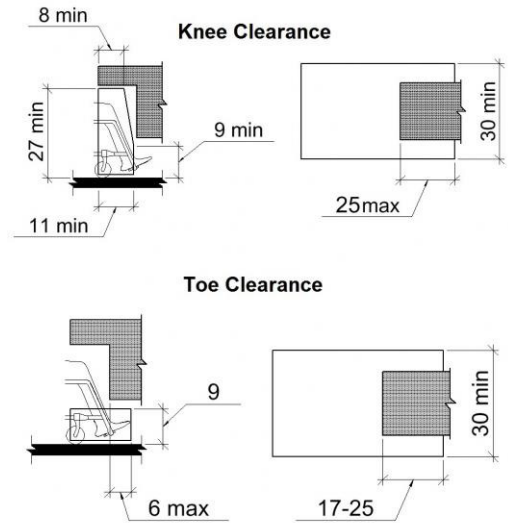
Budget Estimate: See previous finding for budget.

Recommendation:

Remove sink base cabinet and install wall mounted counter at 34" AFF max with required knee clearance.

Barrier Priority:

3 (Moderate): Should be completed as soon as possible, but there may be other items that will provide greater access to persons with disabilities. (Includes findings that have a high financial impact on the entity in relationship to the degree of access provided).



As Built: Knee and toe clearance have not been provided at the sink.

The knee clearance shall be 11 inches deep minimum at 9 inches above the finish floor or ground, and 8 inches deep minimum at 27 inches above the finish floor or ground.

The toe clearance is the space under the sink between the finish floor or ground and 9 inches above the finish floor 30 inches wide minimum.

Citation: 2010 ADAS Section 606.2

A clear floor space complying with 305, positioned for a forward approach, and knee and toe clearance complying with 306 shall be provided.

Breakroom

Finding: 6

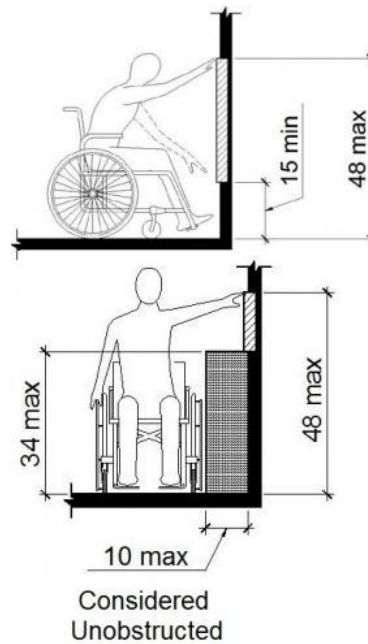
Budget Estimate: \$1,950.00

Recommendation:

Lower the thermostat for all operable components to be 48" max AFF.

Barrier Priority:

3 (Moderate): Should be completed as soon as possible, but there may be other items that will provide greater access to persons with disabilities. (Includes findings that have a high financial impact on the entity in relationship to the degree of access provided).



As Built: The thermostat is not positioned correctly for either a side or front approach.

Where a clear floor or ground space allows a parallel or front approach and the side reach is unobstructed, the high side reach shall be 48 inches maximum above the finish floor or ground and the low side reach shall be 15 inches minimum above the finish floor or ground.

Citation: 2010 ADAS Section 308.2.1

Where a forward reach is unobstructed, the high forward reach shall be 48 inches (1220 mm) maximum and the low forward reach shall be 15 inches (380 mm) minimum above the finish floor or ground.

2010 ADAS Section 308.3.1

Where a clear floor or ground space allows a parallel approach to an element and the side reach is unobstructed, the high side reach shall be 48 inches (1220 mm) maximum and the low side reach shall be 15 inches (380 mm) minimum above the finish floor or ground.

Toilet

Finding: 7

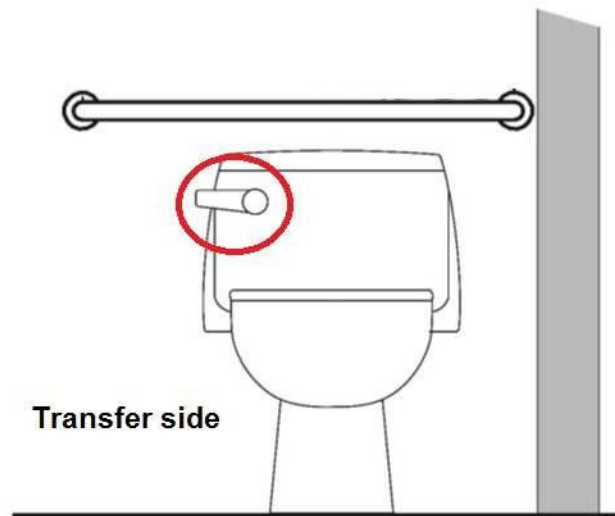
Budget Estimate: \$2,700.00

Recommendation:

Reinstall the flush handle hardware on the accessible side of toilet.

Barrier Priority:

3 (Moderate): Should be completed as soon as possible, but there may be other items that will provide greater access to persons with disabilities. (Includes findings that have a high financial impact on the entity in relationship to the degree of access provided).



As Built: The flush handle is located on the wrong side of the toilet.

Controls shall be operable with one hand and shall not require tight grasping, pinching or twisting. Controls for the flush valves shall be mounted on the wide side of toilet areas, no more than 48 inches above the floor.

Citation: 2010 ADAS Section 604.6

Flush controls shall be hand operated or automatic. Hand operated flush controls shall comply with 309.

Flush controls shall be located on the open side of the water closet except in ambulatory accessible compartments complying with 604.8.2.

Employee Area

Finding: 8

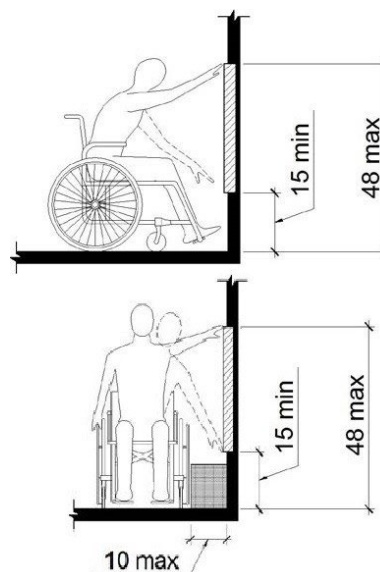
Budget Estimate: \$1,950.00

Recommendation:

Lower the alarm pad for all operable components to be 48" max AFF.

Barrier Priority:

3 (Moderate): Should be completed as soon as possible, but there may be other items that will provide greater access to persons with disabilities. (Includes findings that have a high financial impact on the entity in relationship to the degree of access provided)



As Built: The Alarm Pad is positioned too high for either a side or front approach.

Where a clear floor or ground space allows a parallel approach to an element and the side reach is unobstructed, the high side reach shall be 48 inches maximum and the low side reach shall be 15 inches minimum above the finish floor or ground.

Where a forward reach is unobstructed, the high forward reach shall be 48 inches maximum and the low forward reach shall be 15 inches minimum above the finish floor or ground.

Citation: 2010 ADAS Section 308.1
Reach ranges shall comply with 308.

Employee Area

Finding: 9

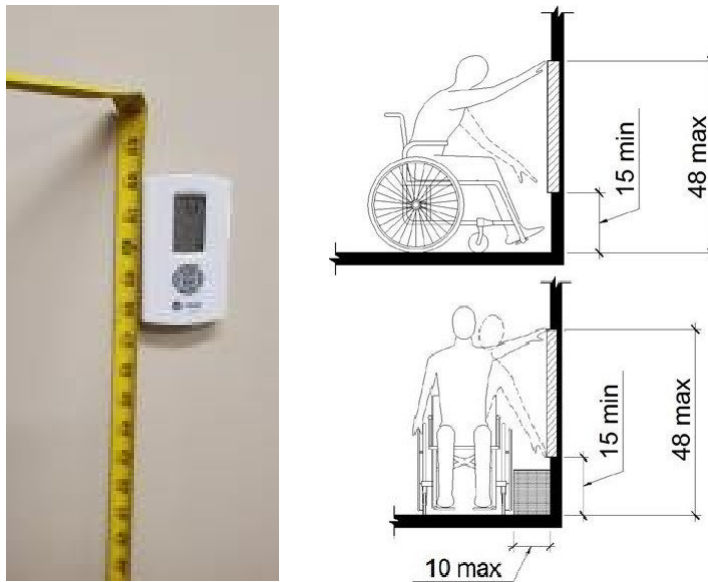
Budget Estimate: \$1,950.00

Recommendation:

Lower the thermostat for all operable components to be 48" max AFF.

Barrier Priority:

3 (Moderate): Should be completed as soon as possible, but there may be other items that will provide greater access to persons with disabilities. (Includes findings that have a high financial impact on the entity in relationship to the degree of access provided) .



As Built: The thermostat is positioned too high for either a side or front approach.

Where a clear floor or ground space allows a parallel approach to an element and the side reach is unobstructed, the high side reach shall be 48 inches maximum and the low side reach shall be 15 inches minimum above the finish floor or ground.

Where a forward reach is unobstructed, the high forward reach shall be 48 inches maximum and the low forward reach shall be 15 inches minimum above the finish floor or ground.

Citation: 2010 ADAS Section 308.1
Reach ranges shall comply with 308.

Supply Room

Finding: 10

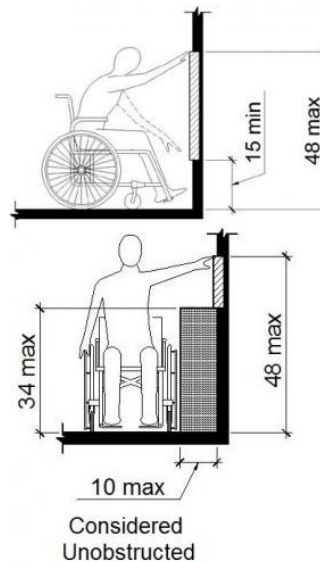
Budget Estimate: \$1,950.00

Recommendation:

Lower the thermostat for all operable components to be 48" AFF.

Barrier Priority:

3 (Moderate): Should be completed as soon as possible, but there may be other items that will provide greater access to persons with disabilities. (Includes findings that have a high financial impact on the entity in relationship to the degree of access provided).



As Built: The thermostat is not positioned correctly for either a side or front approach.

Where a clear floor or ground space allows a parallel or front approach and the side reach is unobstructed, the high side reach shall be 48 inches maximum above the finish floor or ground and the low side reach shall be 15 inches minimum above the finish floor or ground.

Citation: 2010 ADAS Section 308.2.1

Where a forward reach is unobstructed, the high forward reach shall be 48 inches (1220 mm) maximum and the low forward reach shall be 15 inches (380 mm) minimum above the finish floor or ground.

2010 ADAS Section 308.3.1

Where a clear floor or ground space allows a parallel approach to an element and the side reach is unobstructed, the high side reach shall be 48 inches (1220 mm) maximum and the low side reach shall be 15 inches (380 mm) minimum above the finish floor or ground.

Civil Findings – No findings.

PROJECT & BUDGET RECOMMENDATIONS

FINDINGS & RECOMMENDATIONS – WEAKLEY COUNTY TRUSTEE OFFICE

The existing Weakley County Trustee Office has significant ADA compliance deficiencies. After discussion with the City, the decision was made to provide access to the reception counters, to provide a compliant public restroom, and to lower specific fire extinguishers, alarm pads, and thermostats throughout the building. The remainder of the facility will remain as currently designed.

PRIORITY 2 (Important)			
Estimated Cost	Location	Finding	Distress / Description / Recommendation
\$18,187.00	Total		
\$18,187.00	Lobby	1	Modify reception counter for a 3' section to be ADA compliant.

PRIORITY 3 (Moderate)			
Estimated Cost	Location	Finding	Distress / Description / Recommendation
\$17,400.00	Total		
\$0.00	Lobby	2	Modify reception counter for a 3' section to be ADA compliant
\$1,200.00	Lobby	3	Lower Fire Extinguisher for top of handle to be 48" max AFF.
\$5,700.00	Breakroom	4	Remove sink base cabinet and install wall mounted counter at 34" AFF max with required knee clearance.
\$0.00	Breakroom	5	Remove sink base cabinet and install wall mounted counter at 34" AFF max with required knee clearance.
\$1,950.00	Breakroom	6	Lower the thermostat for all operable components to be 48" max AFF.
\$2,700.00	Toilet	7	Reinstall the flush handle hardware on the accessible side of toilet.
\$1,950.00	Employee Area	8	Lower the alarm pad for all operable components to be 48" max AFF.
\$1,950.00	Employee Area	9	Lower the thermostat for all operable components to be 48" max AFF.
\$1,950.00	Supply Room	10	Lower the thermostat for all operable components to be 48" max AFF.

Dresden High School

7150 TN-22, Dresden, TN 38225



Architectural Findings

Entrance/Lobby

Finding: 1

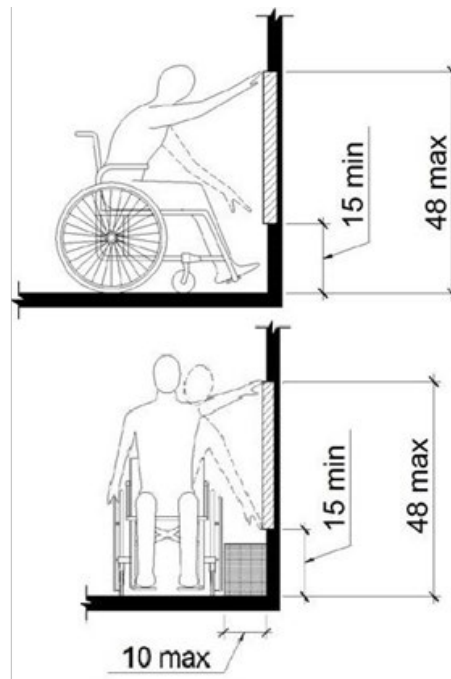
Budget Estimate: \$1,200.00

Recommendation:

Lower the defibrillator for handle to be 48" max AFF.

Barrier Priority:

3 (Moderate): Should be completed as soon as possible, but there may be other items that will provide greater access to persons with disabilities. (Includes findings that have a high financial impact on the entity in relationship to the degree of access provided).



As Built: The defibrillator is positioned too high for either a side or front approach. The defibrillator handle is at 55" AFF.

Where a clear floor or ground space allows a parallel approach to an element and the side reach is unobstructed, the high side reach shall be 48 inches maximum and the low side reach shall be 15 inches minimum above the finish floor or ground.

Where a forward reach is unobstructed, the high forward reach shall be 48 inches maximum and the low forward reach shall be 15 inches minimum above the finish floor or ground.

Citation: 2010 ADAS Section 308.1

Reach ranges shall comply with 308.

Entrance/Lobby

Finding: 2

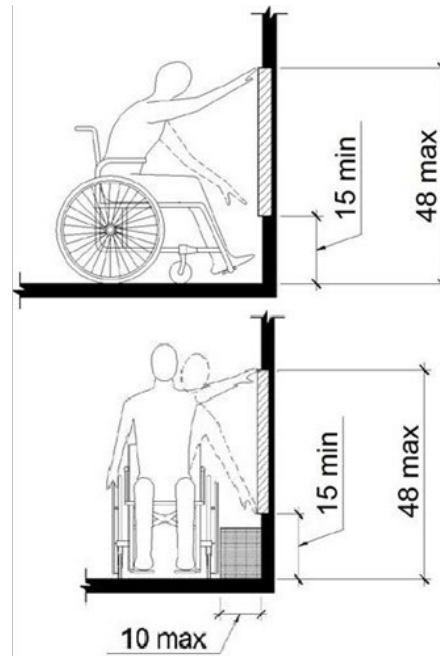
Budget Estimate: \$1,950.00

Recommendation:

Lower Fire Alarm pull to be 48" max AFF.

Barrier Priority:

3 (Moderate): Should be completed as soon as possible, but there may be other items that will provide greater access to persons with disabilities. (Includes findings that have a high financial impact on the entity in relationship to the degree of access provided).



As Built: The Fire Alarm Pull is positioned too high for either a side or front approach. The fire alarm pull is at 60".

Where a clear floor or ground space allows a parallel approach to an element and the side reach is unobstructed, the high side reach shall be 48 inches maximum and the low side reach shall be 15 inches minimum above the finish floor or ground.

Where a forward reach is unobstructed, the high forward reach shall be 48 inches maximum and the low forward reach shall be 15 inches minimum above the finish floor or ground.

Citation: 2010 ADAS Section 308.1
Reach ranges shall comply with 308.

Cafeteria

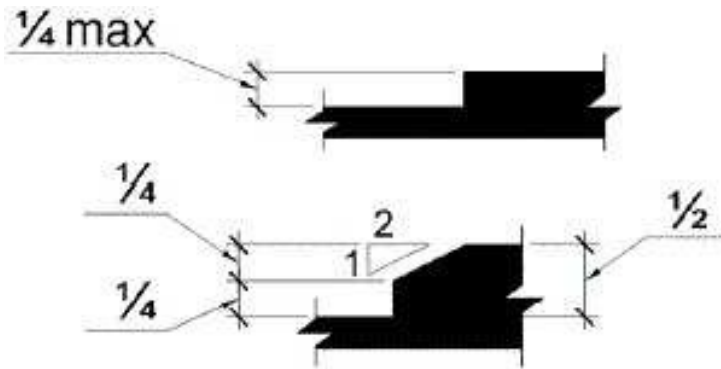
Finding: 3

Budget Estimate: \$39,300.00

Recommendation:

Add a wheelchair lift on wall side.

Barrier Priority: N/A



As Built: The cafeteria is only accessible through the gymnasium. There is a change in level greater than 1/4 inch. 1/4 inch is the maximum vertical rise. Changes in level between 1/4 inch and 1/2 inch must be beveled at 1:2 or less. Changes in level greater than 1/2 inch must be by way of a ramp.

Citation: 2010 ADAS Section 303.3

Changes in level between 1/4 inch (6.4 mm) high minimum and 1/2 inch (13 mm) high maximum shall be beveled with a slope not steeper than 1:2.

Cafeteria

Finding: 4

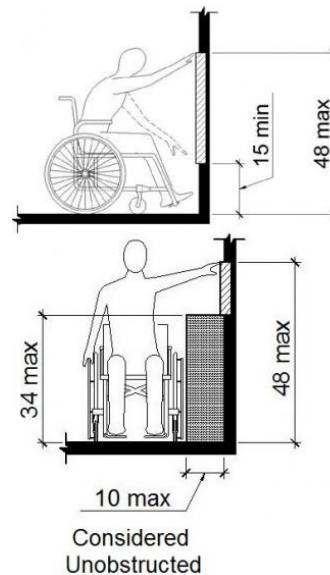
Budget Estimate: \$1,950.00

Recommendation:

Lower fire alarm pull to 48" max AFF.

Barrier Priority:

3 (Moderate): Should be completed as soon as possible, but there may be other items that will provide greater access to persons with disabilities. (Includes findings that have a high financial impact on the entity in relationship to the degree of access provided).



As Built: The Fire alarm pull is at 51" AFF. The fire alarm pull is not positioned correctly for either a side or front approach.

Where a clear floor or ground space allows a parallel or front approach and the side reach is unobstructed, the high side reach shall be 48 inches maximum above the finish floor or ground and the low side reach shall be 15 inches minimum above the finish floor or ground.

Citation: 2010 ADAS Section 308.2.1

Where a forward reach is unobstructed, the high forward reach shall be 48 inches (1220 mm) maximum and the low forward reach shall be 15 inches (380 mm) minimum above the finish floor or ground.

2010 ADAS Section 308.3.1

Where a clear floor or ground space allows a parallel approach to an element and the side reach is unobstructed, the high side reach shall be 48 inches (1220 mm) maximum and the low side reach shall be 15 inches (380 mm) minimum above the finish floor or ground.

Cafeteria

Finding: 5

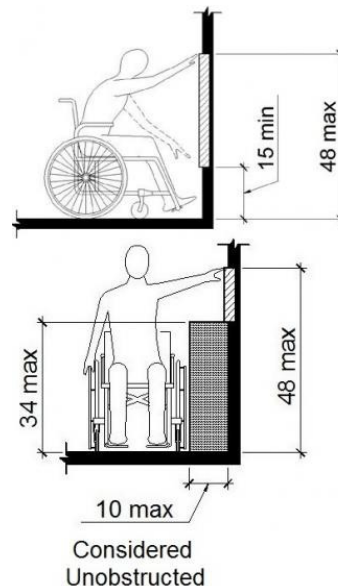
Budget Estimate: \$1,950.00

Recommendation:

Lower the thermostat for all operable components to be 48" max AFF.

Barrier Priority:

3 (Moderate): Should be completed as soon as possible, but there may be other items that will provide greater access to persons with disabilities. (Includes findings that have a high financial impact on the entity in relationship to the degree of access provided).



As Built: The Thermostat is at 60" AFF. The thermostat is not positioned correctly for either a side or front approach.

Where a clear floor or ground space allows a parallel or front approach and the side reach is unobstructed, the high side reach shall be 48 inches maximum above the finish floor or ground and the low side reach shall be 15 inches minimum above the finish floor or ground.

Citation: 2010 ADAS Section 308.2.1

Where a forward reach is unobstructed, the high forward reach shall be 48 inches (1220 mm) maximum and the low forward reach shall be 15 inches (380 mm) minimum above the finish floor or ground.

2010 ADAS Section 308.3.1

Where a clear floor or ground space allows a parallel approach to an element and the side reach is unobstructed, the high side reach shall be 48 inches (1220 mm) maximum and the low side reach shall be 15 inches (380 mm) minimum above the finish floor or ground.

Gymnasium Women's Restroom

Finding: 6

Budget Estimate: \$2,175.00

Recommendation:

Further design required to accommodate compliant restroom.

Barrier Priority:

3 (Moderate): Should be completed as soon as possible, but there may be other items that will provide greater access to persons with disabilities. (Includes findings that have a high financial impact on the entity in relationship to the degree of access provided).



As Built: The Compartment width is 33" and the toilet seat is 16". The clear floor space around the toilet is obstructed by adjacent toilet compartment.

The required clearance around the water closet shall be permitted to overlap the water closet, associated grab bars, dispensers, clear floor space and clearances required at other fixtures, and the turning space.

Citation: 2010 ADAS Section 604.3.2

The required clearance around the water closet shall be permitted to overlap the water closet, associated grab bars, dispensers, sanitary napkin disposal units, coat hooks, shelves, accessible routes, clear floor space and clearances required at other fixtures, and the turning space. No other fixtures or obstructions shall be located within the required water closet clearance.

Gymnasium Women's Restroom

Finding: 7

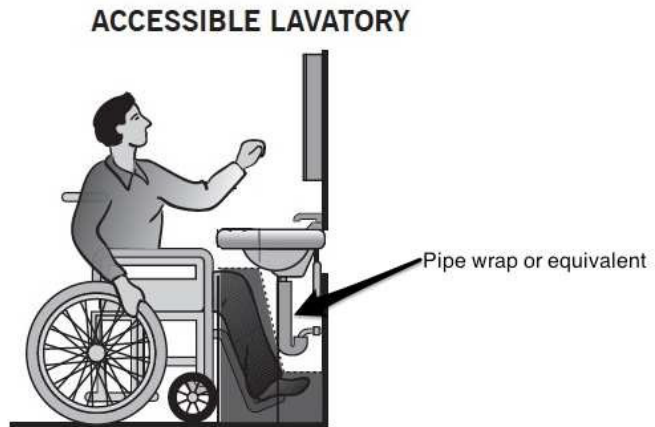
Budget Estimate: \$1,200.00

Recommendation:

Install new pipe insulation.

Barrier Priority:

3 (Moderate): Should be completed as soon as possible, but there may be other items that will provide greater access to persons with disabilities. (Includes findings that have a high financial impact on the entity in relationship to the degree of access provided).



As Built: There is no pipe insulation provided. The water and drain pipes under the lavatory are not adequately insulated.

Water supply and drain pipes under lavatories and sinks shall be insulated or otherwise configured to protect against contact. There shall be no sharp or abrasive surfaces under lavatories and sinks.

Citation: 2010 ADAS Section 606.5

Water supply and drain pipes under lavatories and sinks shall be insulated or otherwise configured to protect against contact. There shall be no sharp or abrasive surfaces under lavatories and sinks.

Gymnasium Women's Restroom

Finding: 8

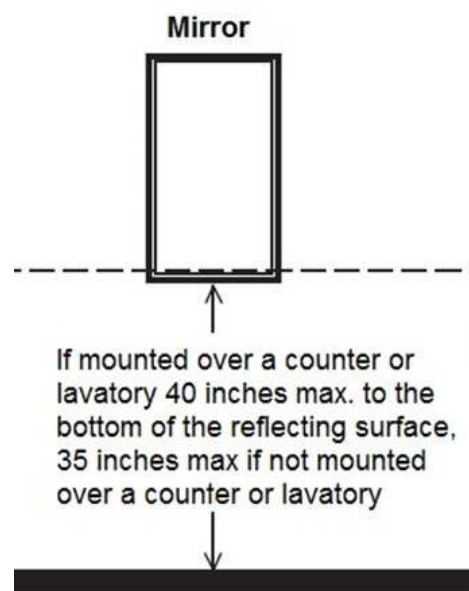

Budget Estimate: \$1,275.00

Recommendation:

Lower the mirror for reflecting surface to be 48" max AFF.

Barrier Priority:

4 (Low): Should be completed as soon as possible due to being a technical violation but may not result in providing greater access to persons with disabilities. (Includes findings that are technical violations but provide a moderate to low increase in accessibility compared to the financial impact on the entity)



As Built: The mirror is mounted too high at 53”.

Mirrors must have the bottom edge of the reflecting surface a maximum of 40 inches above the floor if above a sink or counter. Mirrors not located above lavatories or countertops shall be installed with the bottom edge of the reflecting surface 35 inches maximum above the finish floor or ground.

Citation: 2010 ADAS Section 603.3

Mirrors located above lavatories or countertops shall be installed with the bottom edge of the reflecting surface

40 inches (1015 mm) maximum above the finish floor or ground. Mirrors not located above lavatories or countertops shall be installed with the bottom edge of the reflecting surface 35 inches (890 mm) maximum above the finish floor or ground.

Gymnasium Men's Restroom

Finding: 9

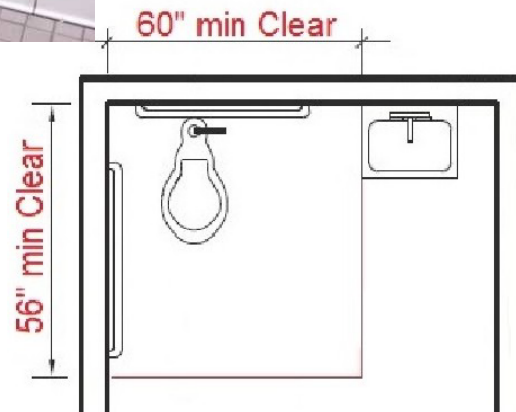
Budget Estimate: \$2,175.00

Recommendation:

Remove urinal to left of compartment, repair and patch wall, install new toilet partitions, door, coat hook, and grab bars to comply with minimum ADA compartment requirements and extend ADA compartment

Barrier Priority:

3 (Moderate): Should be completed as soon as possible, but there may be other items that will provide greater access to persons with disabilities. (Includes findings that have a high financial impact on the entity in relationship to the degree of access provided).



As Built: The clear floor space around the toilet is obstructed by the toilet partition. No fixtures are allowed in the clear floor space required for the toilet.

The required clearance around the water closet shall be permitted to overlap the water closet, associated grab bars, dispensers, sanitary napkin disposal units, coat hooks, shelves, accessible routes, clear floor space and clearances required at other fixtures, and the turning space. No other fixtures or obstructions shall be located within the required water closet clearance.

Citation: 2010 ADAS Section 604.3.2

The required clearance around the water closet shall be permitted to overlap the water closet, associated grab bars, dispensers, sanitary napkin disposal units, coat hooks, shelves, accessible routes, clear floor space and clearances required at other fixtures, and the turning space. No other fixtures or obstructions shall be located within the required water closet clearance.

Gymnasium Men's Restroom

Finding: 10

Budget Estimate: \$1,200.00

Recommendation:

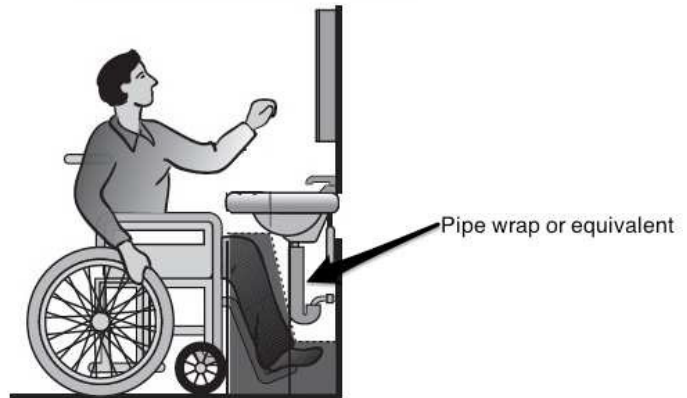
Install pipe insulation on lavatory drains.

Barrier Priority:

3 (Moderate): Should be completed as soon as possible, but there may be other items that will provide greater access to persons with disabilities. (Includes findings that have a high financial impact on the entity in relationship to the degree of access provided).



ACCESSIBLE LAVATORY



As Built: There is no pipe insulation provided. Water supply and drain pipes under lavatories and sinks shall be insulated or otherwise configured to protect against contact. There shall be no sharp or abrasive surfaces under lavatories and sinks.

Citation: 2010 ADAS Section 606.5

Water supply and drain pipes under lavatories and sinks shall be insulated or otherwise configured to protect against contact. There shall be no sharp or abrasive surfaces under lavatories and sinks.

Gymnasium Men's Restroom

Finding: 11

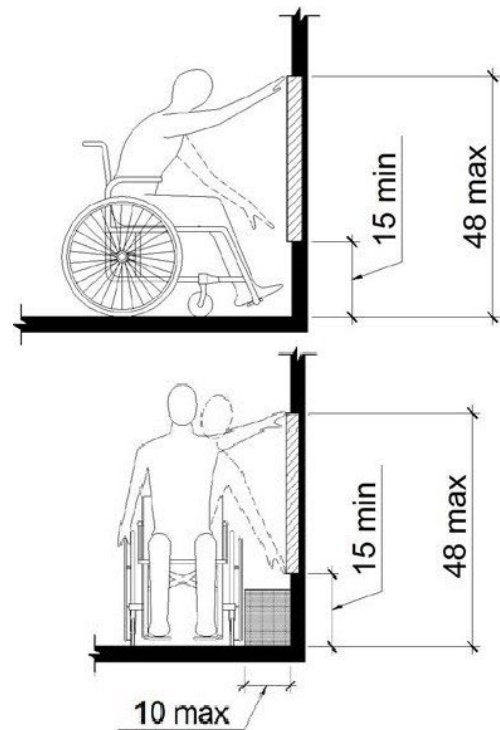
Budget Estimate: \$1,200.00

Recommendation:

Lower the soap dispenser for push release tab to be 48" max AFF.

Barrier Priority:

3 (Moderate): Should be completed as soon as possible, but there may be other items that will provide greater access to persons with disabilities. (Includes findings that have a high financial impact on the entity in relationship to the degree of access provided).



As Built: The soap dispenser push release is at 50". Where a clear floor or ground space allows a parallel approach to an element and the side reach is unobstructed, the high side reach shall be 48 inches maximum and the low side reach shall be 15 inches minimum above the finish floor or ground.

Where a forward reach is unobstructed, the high forward reach shall be 48 inches maximum and the low forward reach shall be 15 inches minimum above the finish floor or ground.

Citation: 2010 ADAS Section 308.1
Reach ranges shall comply with 308.

Gymnasium Men's Restroom

Finding: 12

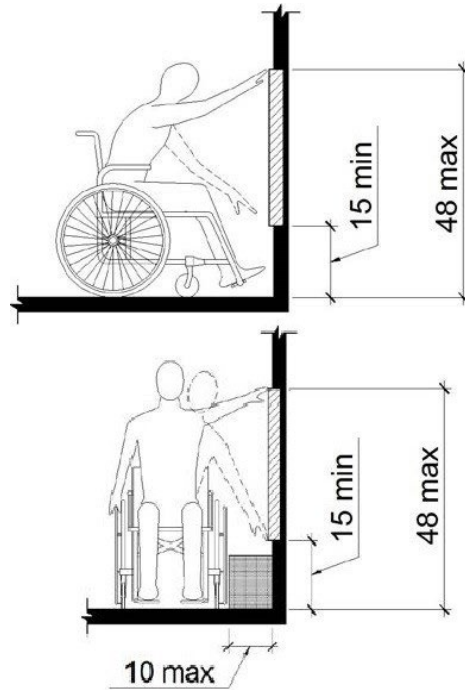
Budget Estimate: \$1,200.00

Recommendation:

Lower the paper towel dispenser for all operable components to be 48" max AFF.

Barrier Priority:

3 (Moderate): Should be completed as soon as possible, but there may be other items that will provide greater access to persons with disabilities. (Includes findings that have a high financial impact on the entity in relationship to the degree of access provided).



As Built: The paper towel dispenser is at 52" AFF, which is too high for either a side or front approach. Where a clear floor or ground space allows a parallel approach to an element and the side reach is unobstructed, the high side reach shall be 48 inches maximum and the low side reach shall be 15 inches minimum above the finish floor or ground.

Where a forward reach is unobstructed, the high forward reach shall be 48 inches maximum and the low forward reach shall be 15 inches minimum above the finish floor or ground.

Citation: 2010 ADAS Section 308.1
Reach ranges shall comply with 308.

Boys PE Toilet

Finding: 13

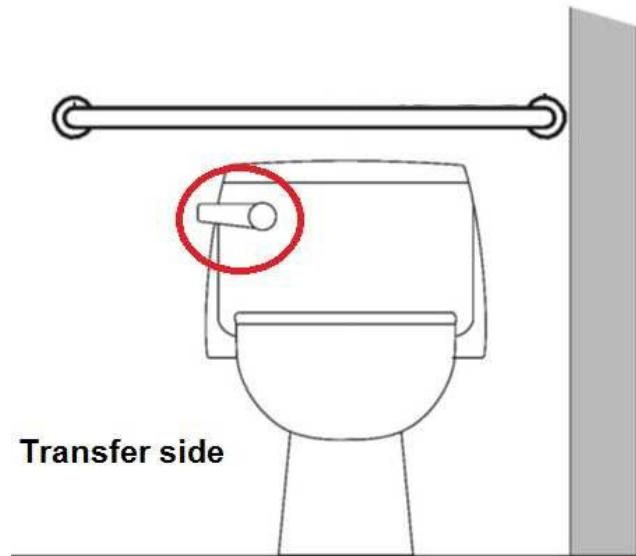
Budget Estimate: \$2,700.00

Recommendation:

Remove and reinstall flush hardware for handle to be on open side.

Barrier Priority:

3 (Moderate): Should be completed as soon as possible, but there may be other items that will provide greater access to persons with disabilities. (Includes findings that have a high financial impact on the entity in relationship to the degree of access provided).



As Built: The flush handle is located on the wrong side of the toilet.

Controls shall be operable with one hand and shall not require tight grasping, pinching or twisting. Controls for the flush valves shall be mounted on the wide side of toilet areas, no more than 48 inches above the floor

Citation: 2010 ADAS Section 604.6

Flush controls shall be hand operated or automatic. Hand operated flush controls shall comply with 309. Flush controls shall be located on the open side of the water closet except in ambulatory accessible compartments complying with 604.8.2.

Boys PE Toilet

Finding: 14

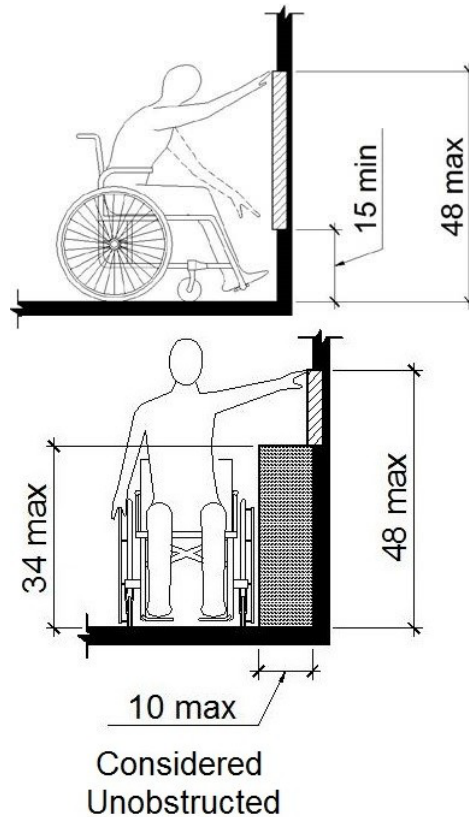
Budget Estimate: \$0.00

Recommendation:

Relocate coat hook at maximum 48" AFF.

Barrier Priority:

3 (Moderate): Should be completed as soon as possible, but there may be other items that will provide greater access to persons with disabilities. (Includes findings that have a high financial impact on the entity in relationship to the degree of access provided).



As Built: The coat hook is installed greater than 48 inches above the finished floor.

Where a forward reach is unobstructed, the high forward reach shall be 48 inches maximum above the finished floor.

Citation: 2010 ADAS Section 308.2.1

Where a forward reach is unobstructed, the high forward reach shall be 48 inches (1220 mm) maximum and the low forward reach shall be 15 inches (380 mm) minimum above the finish floor or ground.

East Exit

Finding: 15

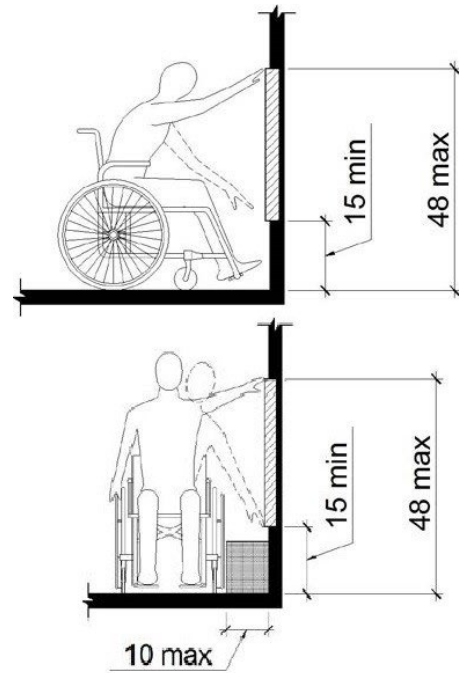
Budget Estimate: \$1,950.00

Recommendation:

Lower the fire alarm pull to 48" max AFF.

Barrier Priority:

3 (Moderate): Should be completed as soon as possible, but there may be other items that will provide greater access to persons with disabilities. (Includes findings that have a high financial impact on the entity in relationship to the degree of access provided).



As Built: The Fire Alarm pull is positioned at 3 qty – 60" to fire alarm pull which is too high for either a side or front approach. Where a clear floor or ground space allows a parallel approach to an element and the side reach is unobstructed, the high side reach shall be 48 inches maximum and the low side reach shall be 15 inches minimum above the finish floor or ground.

Where a forward reach is unobstructed, the high forward reach shall be 48 inches maximum and the low forward reach shall be 15 inches minimum above the finish floor or ground.

Citation: 2010 ADAS Section 308.1
Reach ranges shall comply with 308.

Gymnasium

Finding: 16

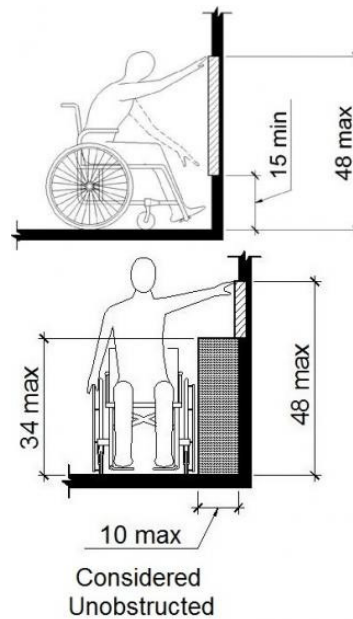
Budget Estimate: \$1,950.00

Recommendation:

Lower fire alarm pull to 48" max AFF.

Barrier Priority:

3 (Moderate): Should be completed as soon as possible, but there may be other items that will provide greater access to persons with disabilities. (Includes findings that have a high financial impact on the entity in relationship to the degree of access provided).



As Built: The fire alarm pull is not positioned correctly for either a side or front approach.

Where a clear floor or ground space allows a parallel or front approach and the side reach is unobstructed, the high side reach shall be 48 inches maximum above the finish floor or ground and the low side reach shall be 15 inches minimum above the finish floor or ground.

Citation: 2010 ADAS Section 308.2.1

Where a forward reach is unobstructed, the high forward reach shall be 48 inches (1220 mm) maximum and the low forward reach shall be 15 inches (380 mm) minimum above the finish floor or ground.

2010 ADAS Section 308.3.1

Where a clear floor or ground space allows a parallel approach to an element and the side reach is unobstructed, the high side reach shall be 48 inches (1220 mm) maximum and the low side reach shall be 15 inches (380 mm) minimum above the finish floor or ground.

Kitchen

Finding: 17

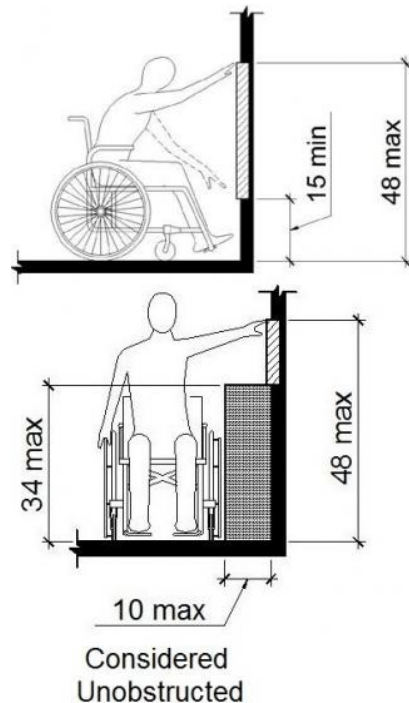
Budget Estimate: \$1,950.00

Recommendation:

Lower the thermostats to 48" max AFF.

Barrier Priority:

3 (Moderate): Should be completed as soon as possible, but there may be other items that will provide greater access to persons with disabilities. (Includes findings that have a high financial impact on the entity in relationship to the degree of access provided).



As Built: The thermostats are not positioned correctly for either a side or front approach.

Where a clear floor or ground space allows a parallel or front approach and the side reach is unobstructed, the high side reach shall be 48 inches maximum above the finish floor or ground and the low side reach shall be 15 inches minimum above the finish floor or ground.

Citation: 2010 ADAS Section 308.2.1

Where a forward reach is unobstructed, the high forward reach shall be 48 inches (1220 mm) maximum and the low forward reach shall be 15 inches (380 mm) minimum above the finish floor or ground.

2010 ADAS Section 308.3.1

Where a clear floor or ground space allows a parallel approach to an element and the side reach is unobstructed, the high side reach shall be 48 inches (1220 mm) maximum and the low side reach shall be 15 inches (380 mm) minimum above the finish floor or ground.

Kitchen

Finding: 18

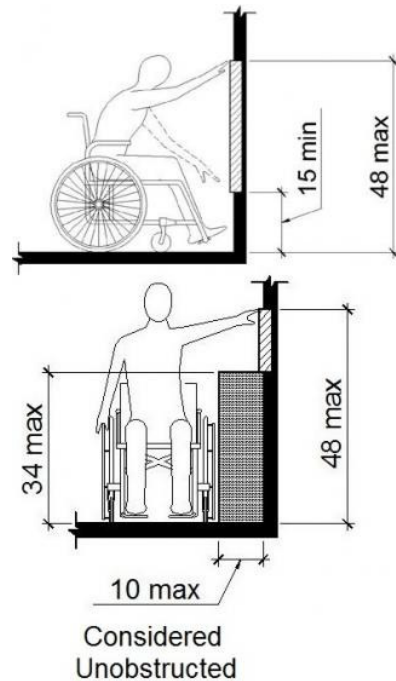
Budget Estimate: \$1,950.00

Recommendation:

Lower fire alarm pull to 48" max AFF.

Barrier Priority:

3 (Moderate): Should be completed as soon as possible, but there may be other items that will provide greater access to persons with disabilities. (Includes findings that have a high financial impact on the entity in relationship to the degree of access provided).



As Built: The Fire Alarm Pull is not positioned correctly for either a side or front approach.

Where a clear floor or ground space allows a parallel or front approach and the side reach is unobstructed, the high side reach shall be 48 inches maximum above the finish floor or ground and the low side reach shall be 15 inches minimum above the finish floor or ground.

Citation: 2010 ADAS Section 308.2.1

Where a forward reach is unobstructed, the high forward reach shall be 48 inches (1220 mm) maximum and the low forward reach shall be 15 inches (380 mm) minimum above the finish floor or ground.

2010 ADAS Section 308.3.1

Where a clear floor or ground space allows a parallel approach to an element and the side reach is unobstructed, the high side reach shall be 48 inches (1220 mm) maximum and the low side reach shall be 15 inches (380 mm) minimum above the finish floor or ground.

Kitchen

Finding: 19

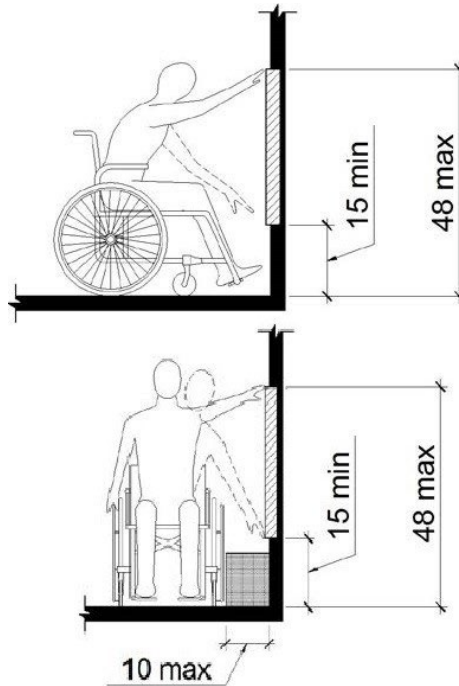
Budget Estimate: \$1,200.00

Recommendation:

Lower the soap dispenser to 48" max AFF.

Barrier Priority:

3 (Moderate): Should be completed as soon as possible, but there may be other items that will provide greater access to persons with disabilities. (Includes findings that have a high financial impact on the entity in relationship to the degree of access provided).



As Built: The soap dispenser is positioned too high for either a side or front approach.

Where a clear floor or ground space allows a parallel approach to an element and the side reach is unobstructed, the high side reach shall be 48 inches maximum and the low side reach shall be 15 inches minimum above the finish floor or ground.

Where a forward reach is unobstructed, the high forward reach shall be 48 inches maximum and the low forward reach shall be 15 inches minimum above the finish floor or ground.

Citation: 2010 ADAS Section 308.1
Reach ranges shall comply with 308.

Kitchen

Finding: 20

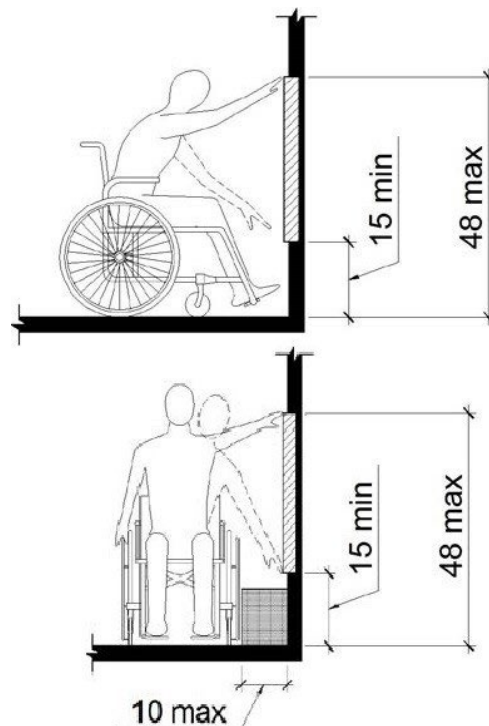
Budget Estimate: \$1,950.00

Recommendation:

Lower the light switch to 48" max AFF.

Barrier Priority:

3 (Moderate): Should be completed as soon as possible, but there may be other items that will provide greater access to persons with disabilities. (Includes findings that have a high financial impact on the entity in relationship to the degree of access provided).



As Built: The light switch is at 53". The receptacle/switch is not positioned correctly for either a side or front approach.

Where a clear floor or ground space allows a parallel or front approach to a switch or receptacle and the side reach is unobstructed, the high side reach shall be 48 inches maximum above the finish floor or ground and the low side reach shall be 15 inches minimum above the finish floor or ground.

Citation: 2010 ADAS Section 308.2.1

Where a forward reach is unobstructed, the high forward reach shall be 48 inches (1220 mm) maximum and the low forward reach shall be 15 inches (380 mm) minimum above the finish floor or ground.

Kitchen

Finding: 21

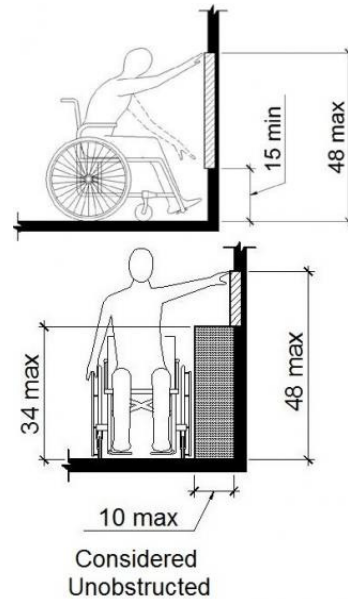
Budget Estimate: \$1,200.00

Recommendation:

Lower paper towel dispenser for all operable components to be 48" max AFF.

Barrier Priority:

3 (Moderate): Should be completed as soon as possible, but there may be other items that will provide greater access to persons with disabilities. (Includes findings that have a high financial impact on the entity in relationship to the degree of access provided).



As Built: The paper towel dispenser is at 53" which is not positioned correctly for either a side or front approach.

Where a clear floor or ground space allows a parallel or front approach and the side reach is unobstructed, the high side reach shall be 48 inches maximum above the finish floor or ground and the low side reach shall be 15 inches minimum above the finish floor or ground.

Citation: 2010 ADAS Section 308.2.1

Where a forward reach is unobstructed, the high forward reach shall be 48 inches (1220 mm) maximum and the low forward reach shall be 15 inches (380 mm) minimum above the finish floor or ground.

2010 ADAS Section 308.3.1

Where a clear floor or ground space allows a parallel approach to an element and the side reach is unobstructed, the high side reach shall be 48 inches (1220 mm) maximum and the low side reach shall be 15 inches (380 mm) minimum above the finish floor or ground.

Kitchen

Finding: 22

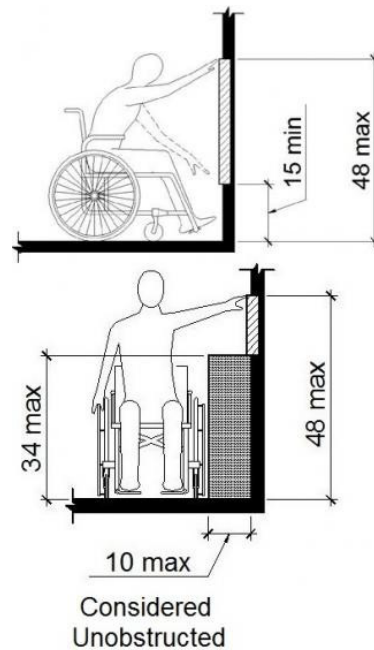
Budget Estimate: \$2,400.00

Recommendation:

Lower the Ansul system extinguisher lever to 48" max AFF.

Barrier Priority:

3 (Moderate): Should be completed as soon as possible, but there may be other items that will provide greater access to persons with disabilities. (Includes findings that have a high financial impact on the entity in relationship to the degree of access provided).



As Built: Ansul System extinguisher lever at 53" and is not positioned correctly for either a side or front approach.

Where a clear floor or ground space allows a parallel or front approach and the side reach is unobstructed, the high side reach shall be 48 inches maximum above the finish floor or ground and the low side reach shall be 15 inches minimum above the finish floor or ground.

Citation: 2010 ADAS Section 308.2.1

Where a forward reach is unobstructed, the high forward reach shall be 48 inches (1220 mm) maximum and the low forward reach shall be 15 inches (380 mm) minimum above the finish floor or ground.

2010 ADAS Section 308.3.1

Where a clear floor or ground space allows a parallel approach to an element and the side reach is unobstructed, the high side reach shall be 48 inches (1220 mm) maximum and the low side reach shall be 15 inches (380 mm) minimum above the finish floor or ground.

Men's Faculty

Finding: 23

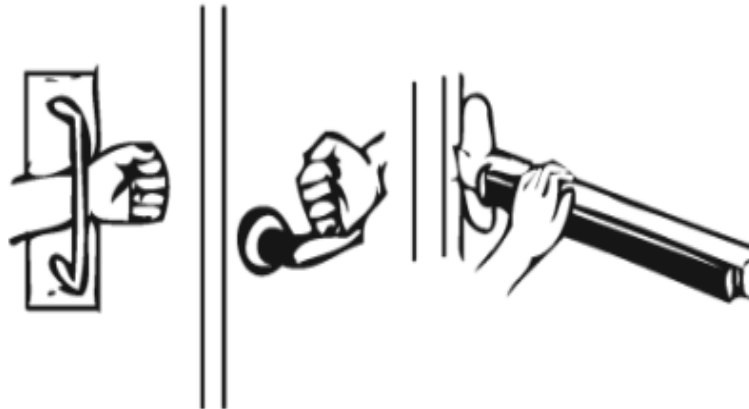
Budget Estimate: \$1,275.00

Recommendation:

Install lever type lockset.

Barrier Priority:

3 (Moderate): Should be completed as soon as possible, but there may be other items that will provide greater access to persons with disabilities. (Includes findings that have a high financial impact on the entity in relationship to the degree of access provided).



As Built: The door/gate operating hardware is a round knob, which is not accessible.

Hand-activated door/gate opening hardware, handles, pulls, latches, locks, and other operating devices on accessible doors shall have a shape that is easy to grasp with one hand and does not require tight grasping, tight pinching or twisting of the wrist to operate. Hardware shall be 34 inches minimum and 48 inches maximum above the finish floor or ground.

Citation: 2010 ADAS Section 404.2.7

Handles, pulls, latches, locks, and other operable parts on doors and gates shall comply with 309.4. Operable parts of such hardware shall be 34 inches (865 mm) minimum and 48 inches (1220 mm) maximum above the finish floor or ground. Where sliding doors are in the fully open position, operating hardware shall be exposed and usable from both sides.

Men's Faculty

Finding: 24

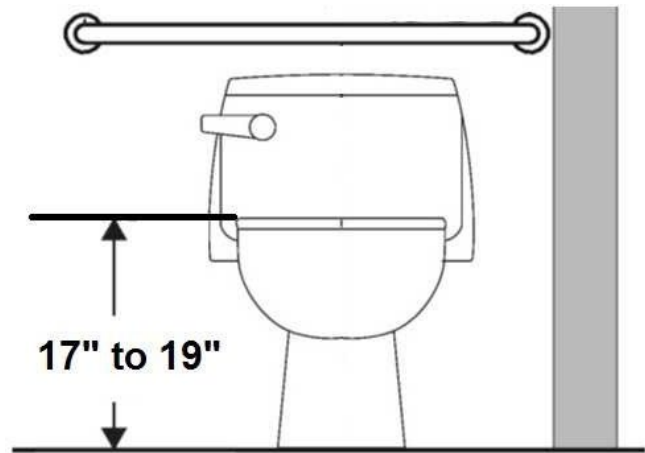
Budget Estimate: \$5,700.00

Recommendation:

Install new toilet for seat to be within 17"-19" AFF.

Barrier Priority:

3 (Moderate): Should be completed as soon as possible, but there may be other items that will provide greater access to persons with disabilities. (Includes findings that have a high financial impact on the entity in relationship to the degree of access provided).



As Built: The toilet seat is located 15.5" off the floor.

The height of accessible water closets shall be a minimum of 17 inches and a maximum of 19 inches measured to the top of the toilet seat. The seat itself shall be a maximum of 2 inch high.

Citation: 2010 ADAS Section 604.4

The seat height of a water closet above the finish floor shall be 17 inches (430 mm) minimum and 19 inches (485 mm) maximum measured to the top of the seat. Seats shall not be sprung to return to a lifted position.

Men's Faculty

Finding: 25

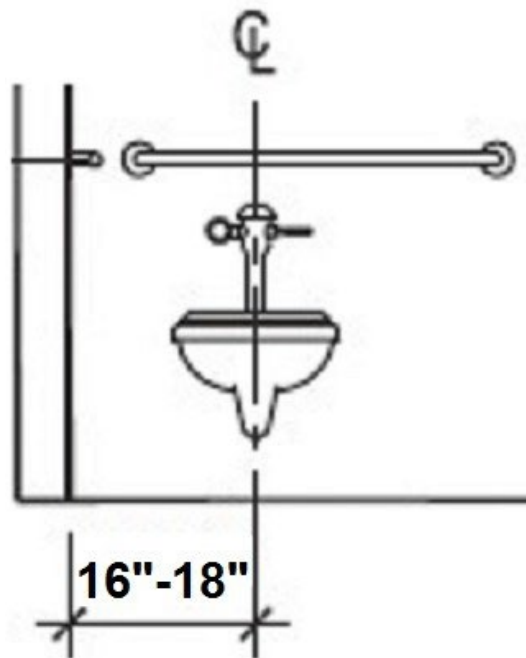
Budget Estimate: \$5,700.00

Recommendation:

Remove the toilet, remove toilet drain and reinstall for center of toilet to be within 16"-18" to center.

Barrier Priority:

3 (Moderate): Should be completed as soon as possible, but there may be other items that will provide greater access to persons with disabilities. (Includes findings that have a high financial impact on the entity in relationship to the degree of access provided).



As Built: The toilet is not located within the range allowed from the side wall or partition. The centerline of the toilet must be 16 to 18 inches from the side wall and it is at 14".

Citation: 2010 ADAS Section 604.2

The water closet shall be positioned with a wall or partition to the rear and to one side. The centerline of the water closet shall be 16 inches (405 mm) minimum to 18 inches (455 mm) maximum from the side wall or partition, except that the water closet shall be 17 inches (430 mm) minimum and 19 inches (485 mm) maximum from the side wall or partition in the ambulatory accessible toilet compartment specified in 604.8.2. Water closets shall be arranged for a left-hand or right-hand approach.

Men's Faculty

Finding: 26

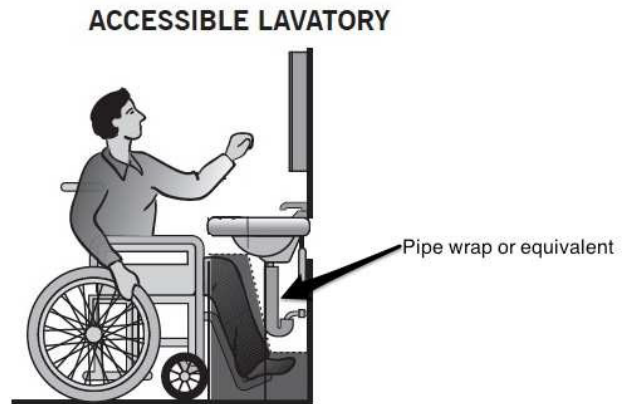
Budget Estimate: \$1,200.00

Recommendation:

Install a new pipe insulation at lavatory.

Barrier Priority:

3 (Moderate): Should be completed as soon as possible, but there may be other items that will provide greater access to persons with disabilities. (Includes findings that have a high financial impact on the entity in relationship to the degree of access provided).



As Built: The water and drain pipes under the lavatory are not adequately insulated.

Water supply and drain pipes under lavatories and sinks shall be insulated or otherwise configured to protect against contact. There shall be no sharp or abrasive surfaces under lavatories and sinks.

Citation: 2010 ADAS Section 606.5

Water supply and drain pipes under lavatories and sinks shall be insulated or otherwise configured to protect against contact. There shall be no sharp or abrasive surfaces under lavatories and sinks.

Men's Faculty

Finding: 27

Budget Estimate: \$1,200.00

Recommendation:

Lower the paper towel dispenser for all operable components to be 48" AFF.

Barrier Priority:

3 (Moderate): Should be completed as soon as possible, but there may be other items that will provide greater access to persons with disabilities. (Includes findings that have a high financial impact on the entity in relationship to the degree of access provided).



As Built: The paper towel dispenser is positioned too high for either a side or front approach.

Where a clear floor or ground space allows a parallel approach to an element and the side reach is unobstructed, the high side reach shall be 48 inches maximum and the low side reach shall be 15 inches minimum above the finish floor or ground.

Where a forward reach is unobstructed, the high forward reach shall be 48 inches maximum and the low forward reach shall be 15 inches minimum above the finish floor or ground.

Citation: 2010 ADAS Section 308.1
Reach ranges shall comply with 308.

Men's Faculty

Finding: 28

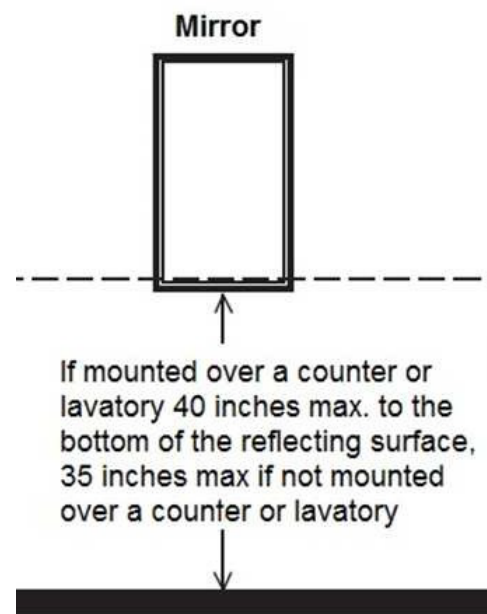
Budget Estimate: \$1,275.00

Recommendation:

Lower mirror for reflecting surface to be 40" max AFF.

Barrier Priority:

3 (Moderate): Should be completed as soon as possible, but there may be other items that will provide greater access to persons with disabilities. (Includes findings that have a high financial impact on the entity in relationship to the degree of access provided).



As Built: The mirror is mounted at 50.5" which is too high.

Mirrors must have the bottom edge of the reflecting surface a maximum of 40 inches above the floor if above a sink or counter. Mirrors not located above lavatories or countertops shall be installed with the bottom edge of the reflecting surface 35 inches maximum above the finish floor or ground.

Citation: 2010 ADAS Section 603.3

Mirrors located above lavatories or countertops shall be installed with the bottom edge of the reflecting surface

40 inches (1015 mm) maximum above the finish floor or ground. Mirrors not located above lavatories or countertops shall be installed with the bottom edge of the reflecting surface 35 inches (890 mm) maximum above the finish floor or ground.

Women's Faculty

Finding: 29

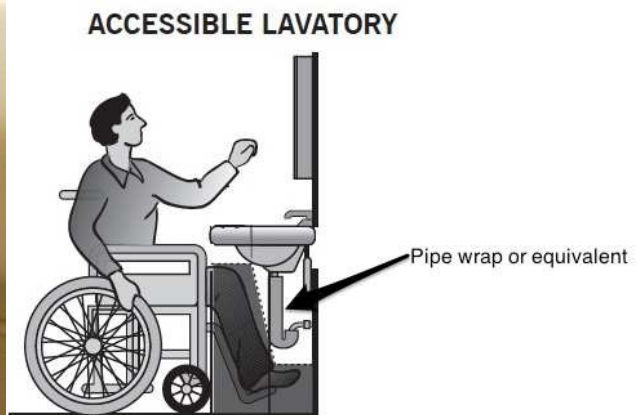
Budget Estimate: \$1,200.00

Recommendation:

Install new drain pipe insulation.

Barrier Priority:

3 (Moderate): Should be completed as soon as possible, but there may be other items that will provide greater access to persons with disabilities. (Includes findings that have a high financial impact on the entity in relationship to the degree of access provided).



As Built: The water and drain pipes under the lavatory are not adequately insulated.

Water supply and drain pipes under lavatories and sinks shall be insulated or otherwise configured to protect against contact. There shall be no sharp or abrasive surfaces under lavatories and sinks.

Citation: 2010 ADAS Section 606.5

Water supply and drain pipes under lavatories and sinks shall be insulated or otherwise configured to protect against contact. There shall be no sharp or abrasive surfaces under lavatories and sinks.

Women's Faculty

Finding: 30

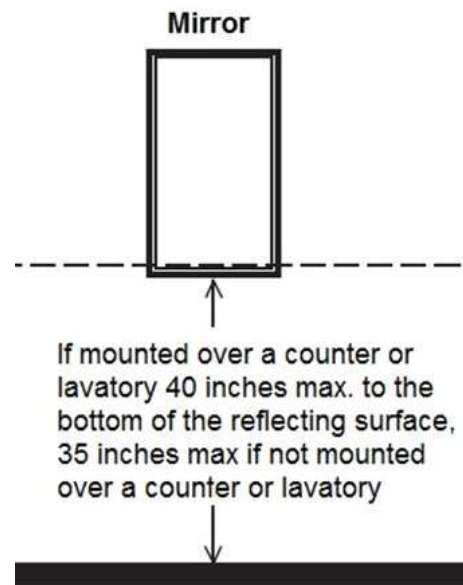
Budget Estimate: \$1,275.00

Recommendation:

Lower the mirror for reflecting surface to be at 40" AFF.

Barrier Priority:

3 (Moderate): Should be completed as soon as possible, but there may be other items that will provide greater access to persons with disabilities. (Includes findings that have a high financial impact on the entity in relationship to the degree of access provided).



As Built: The mirror is mounted at 50.5" which is too high.

Mirrors must have the bottom edge of the reflecting surface a maximum of 40 inches above the floor if above a sink or counter. Mirrors not located above lavatories or countertops shall be installed with the bottom edge of the reflecting surface 35 inches maximum above the finish floor or ground.

Citation: 2010 ADAS Section 603.3

Mirrors located above lavatories or countertops shall be installed with the bottom edge of the reflecting surface

40 inches (1015 mm) maximum above the finish floor or ground. Mirrors not located above lavatories or countertops shall be installed with the bottom edge of the reflecting surface 35 inches (890 mm) maximum above the finish floor or ground.

Women's Faculty

Finding: 31

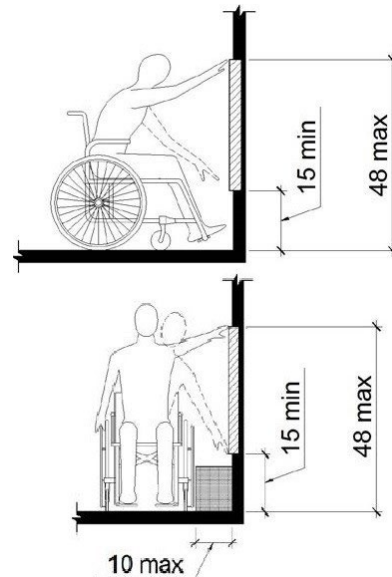
Budget Estimate: \$1,200.00

Recommendation:

Lower the paper towel dispenser for all operable components to be 48" max AFF.

Barrier Priority:

3 (Moderate): Should be completed as soon as possible, but there may be other items that will provide greater access to persons with disabilities. (Includes findings that have a high financial impact on the entity in relationship to the degree of access provided).



As Built: The paper towel dispenser is positioned 53" which is too high for either a side or front approach.

Where a clear floor or ground space allows a parallel approach to an element and the side reach is unobstructed, the high side reach shall be 48 inches maximum and the low side reach shall be 15 inches minimum above the finish floor or ground.

Where a forward reach is unobstructed, the high forward reach shall be 48 inches maximum and the low forward reach shall be 15 inches minimum above the finish floor or ground.

Citation:

2010 ADAS Section 308.1

Reach ranges shall comply with 308.

Women's Restroom

Finding: 32

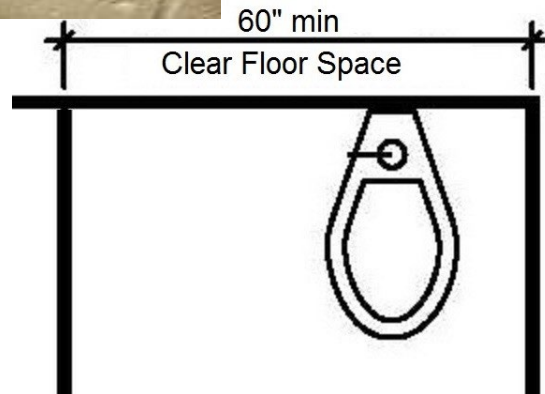
Budget Estimate: \$34,410.00

Recommendation:

Demo stall and toilet to right, repair, and patch drainage, install new toilet partitions with new door, grab bars, and coat hook.

Barrier Priority:

3 (Moderate): Should be completed as soon as possible, but there may be other items that will provide greater access to persons with disabilities. (Includes findings that have a high financial impact on the entity in relationship to the degree of access provided).



As Built: The toilet compartment is 36" wide which is not wide enough.

Wheelchair accessible compartments shall be 60 inches wide minimum measured perpendicular to the side wall, and 56 inches deep minimum for wall hung water closets and 59 inches deep minimum for floor mounted water closets measured perpendicular to the rear wall.

Citation: 2010 ADAS Section 604.8.1.1

Wheelchair accessible compartments shall be 60 inches (1525 mm) wide minimum measured perpendicular to the side wall, and 56 inches (1420 mm) deep minimum for wall hung water closets and 59 inches (1500 mm) deep minimum for floor mounted water closets measured perpendicular to the rear wall. Wheelchair accessible compartments for children's use shall be 60 inches (1525 mm) wide minimum measured perpendicular to the side wall, and 59 inches (1500 mm) deep minimum for wall hung and floor mounted water closets measured perpendicular to the rear wall.

Women's Restroom

Finding: 33

Budget Estimate: \$1,200.00

Recommendation:

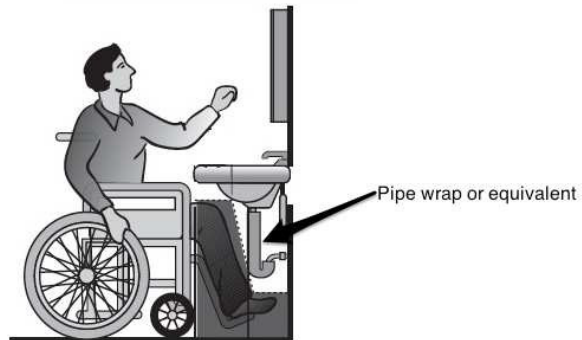
Install new drain pipe insulation.

Barrier Priority:

3 (Moderate): Should be completed as soon as possible, but there may be other items that will provide greater access to persons with disabilities. (Includes findings that have a high financial impact on the entity in relationship to the degree of access provided).



ACCESSIBLE LAVATORY



As Built: The water and drain pipes under the lavatory are not adequately insulated.

Water supply and drain pipes under lavatories and sinks shall be insulated or otherwise configured to protect against contact. There shall be no sharp or abrasive surfaces under lavatories and sinks.

Citation: 2010 ADAS Section 606.5

Water supply and drain pipes under lavatories and sinks shall be insulated or otherwise configured to protect against contact. There shall be no sharp or abrasive surfaces under lavatories and sinks.

Women's Restroom

Finding: 34

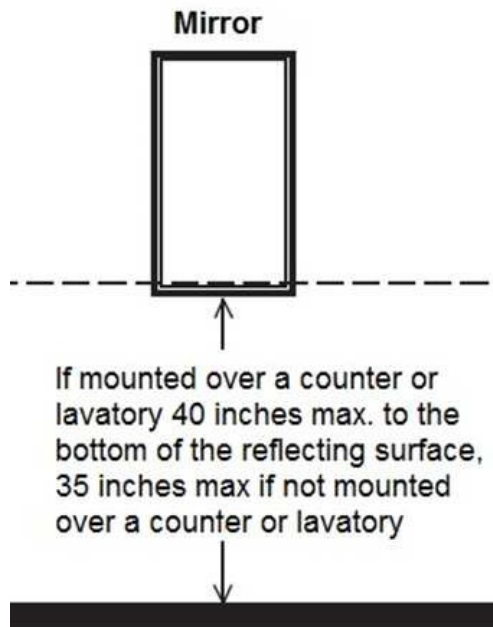
Budget Estimate: \$1,275.00

Recommendation:

Lower the mirror for reflecting surface to be at 40" max AFF.

Barrier Priority:

3 (Moderate): Should be completed as soon as possible, but there may be other items that will provide greater access to persons with disabilities. (Includes findings that have a high financial impact on the entity in relationship to the degree of access provided).



As Built: The mirror is mounted at 50" which too high.

Mirrors must have the bottom edge of the reflecting surface a maximum of 40 inches above the floor if above a sink or counter. Mirrors not located above lavatories or countertops shall be installed with the bottom edge of the reflecting surface 35 inches maximum above the finish floor or ground. The water and drain pipes under the lavatory are not adequately insulated.

Water supply and drain pipes under lavatories and sinks shall be insulated or otherwise configured to protect against contact. There shall be no sharp or abrasive surfaces under lavatories and sinks.

Citation: 2010 ADAS Section 603.3

Mirrors located above lavatories or countertops shall be installed with the bottom edge of the reflecting surface 40 inches (1015 mm) maximum above the finish floor or ground. Mirrors not located above lavatories or countertops shall be installed with the bottom edge of the reflecting surface 35 inches (890 mm) maximum above the finish floor or ground.

Men's Restroom

Finding: 35

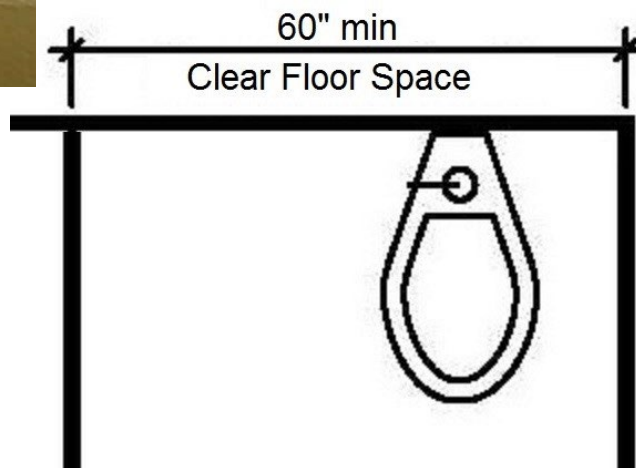
Budget Estimate: \$34,410.00

Recommendation:

Demo compartment and toilet on left, patch and repair toilet drain, install new toilet partitions with door, grab bars, and coat hook.

Barrier Priority:

3 (Moderate): Should be completed as soon as possible, but there may be other items that will provide greater access to persons with disabilities. (Includes findings that have a high financial impact on the entity in relationship to the degree of access provided).



As Built: The toilet compartment is 37" wide which is not wide enough.

Wheelchair accessible compartments shall be 60 inches wide minimum measured perpendicular to the side wall, and 56 inches deep minimum for wall hung water closets and 59 inches deep minimum for floor mounted water closets measured perpendicular to the rear wall.

Citation: 2010 ADAS Section 604.8.1.1

Wheelchair accessible compartments shall be 60 inches (1525 mm) wide minimum measured perpendicular to the side wall, and 56 inches (1420 mm) deep minimum for wall hung water closets and 59 inches (1500 mm) deep minimum for floor mounted water closets measured perpendicular to the rear wall. Wheelchair accessible compartments for children's use shall be 60 inches (1525 mm) wide minimum measured perpendicular to the side wall, and 59 inches (1500 mm) deep minimum for wall hung and floor mounted water closets measured perpendicular to the rear wall.

Men's Restroom

Finding: 36

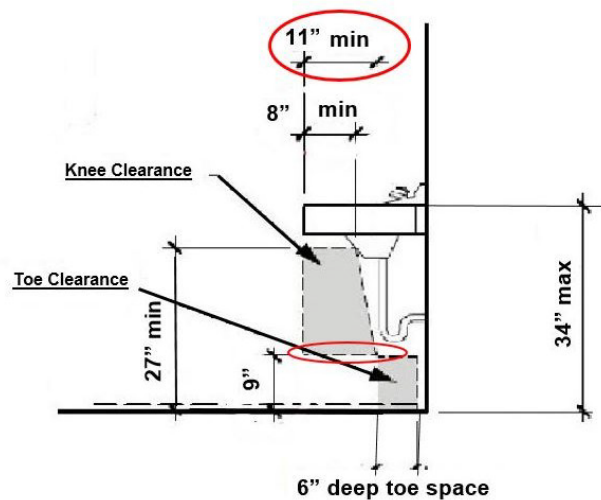
Budget Estimate: \$3,300.00

Recommendation:

Raise the lavatory for knee clearance of 27".

Barrier Priority:

3 (Moderate): Should be completed as soon as possible, but there may be other items that will provide greater access to persons with disabilities. (Includes findings that have a high financial impact on the entity in relationship to the degree of access provided).



As Built: Compliant knee space has not been provided under the lavatory.

The knee clearance shall be 11 inches minimum in depth at 9 inches above the floor, and 8 inches minimum in depth at 27 inches above the floor. The top of the lavatory rim may be no higher than 34 inches.

Citation: 2010 ADAS Section 306.3.1

Space under an element between 9 inches (230 mm) and 27 inches (685 mm) above the finish floor or ground shall be considered knee clearance and shall comply with 306.3.

Men's Restroom

Finding: 37

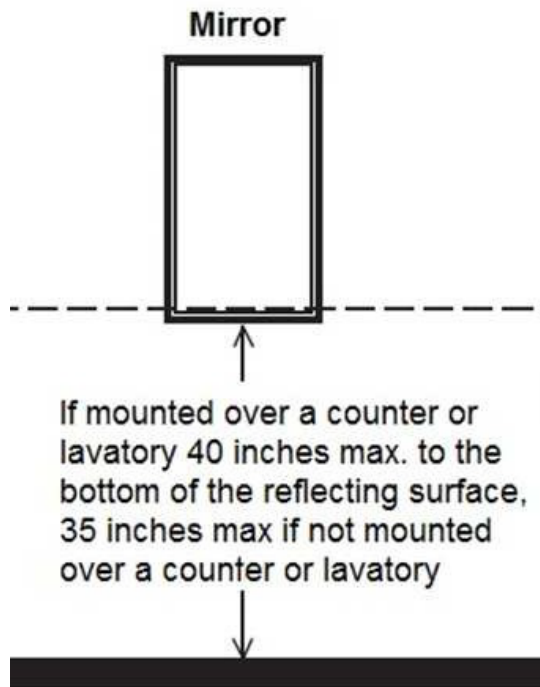
Budget Estimate: \$1,275.00

Recommendation:

Lower the mirror for reflecting surface to be 40" max AFF.

Barrier Priority:

3 (Moderate): Should be completed as soon as possible, but there may be other items that will provide greater access to persons with disabilities. (Includes findings that have a high financial impact on the entity in relationship to the degree of access provided).



As Built: The mirror is mounted at 50" which is too high.

Mirrors must have the bottom edge of the reflecting surface a maximum of 40 inches above the floor if above a sink or counter. Mirrors not located above lavatories or countertops shall be installed with the bottom edge of the reflecting surface 35 inches maximum above the finish floor or ground.

Citation: 2010 ADAS Section 603.3

Mirrors located above lavatories or countertops shall be installed with the bottom edge of the reflecting surface 40 inches (1015 mm) maximum above the finish floor or ground. Mirrors not located above lavatories or countertops shall be installed with the bottom edge of the reflecting surface 35 inches (890 mm) maximum above the finish floor or ground.

Men's Restroom

Finding: 38

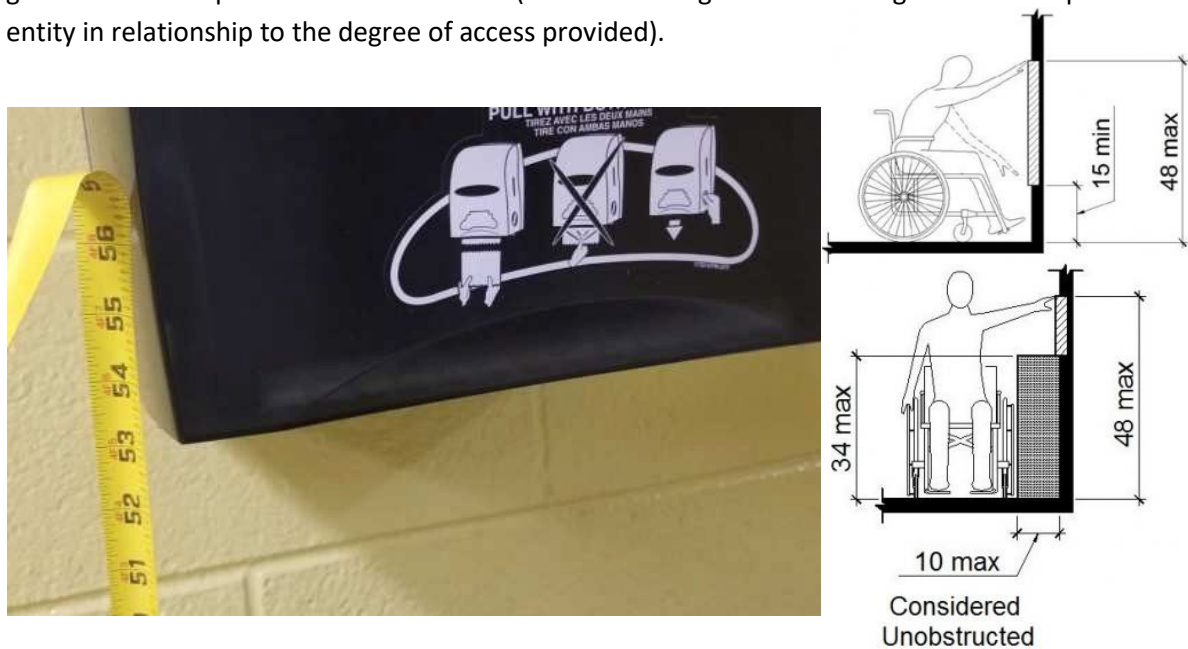
Budget Estimate: \$1,200.00

Recommendation:

Lower the paper towel dispensers for all operable components to 48" max AFF.

Barrier Priority:

3 (Moderate): Should be completed as soon as possible, but there may be other items that will provide greater access to persons with disabilities. (Includes findings that have a high financial impact on the entity in relationship to the degree of access provided).



As Built: The paper towel dispenser is positioned at 53" which is not correct for either a side or front approach.

Where a clear floor or ground space allows a parallel or front approach and the side reach is unobstructed, the high side reach shall be 48 inches maximum above the finish floor or ground and the low side reach shall be 15 inches minimum above the finish floor or ground.

Citation: 2010 ADAS Section 308.2.1

Where a forward reach is unobstructed, the high forward reach shall be 48 inches (1220 mm) maximum and the low forward reach shall be 15 inches (380 mm) minimum above the finish floor or ground.

2010 ADAS Section 308.3.1

Where a clear floor or ground space allows a parallel approach to an element and the side reach is unobstructed, the high side reach shall be 48 inches (1220 mm) maximum and the low side reach shall be 15 inches (380 mm) minimum above the finish floor or ground.

Civil Findings

Rear Parking; Lat: 36.2736300000; Long: -88.6665700000

Finding: 1

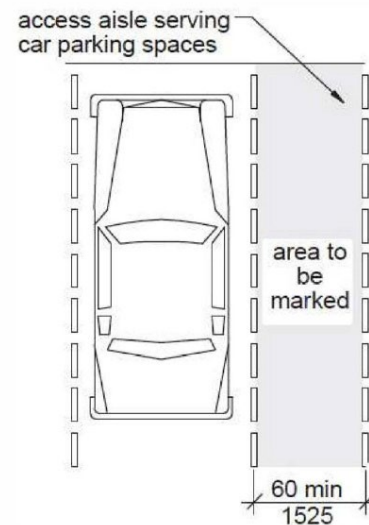
Budget Estimate: \$300.00

Recommendation:

Update striping to provide access aisle.

Barrier Priority:

2 (Important): Should be completed as soon as possible. (Includes findings that would remove barriers to the greatest number of people to your goods and services).



As Built: The access aisle is missing at the accessible parking stall.

Access aisles serving parking spaces shall adjoin an accessible route. Two parking spaces shall be permitted to share a common access aisle.

Citation: 2010 ADAS Section 502.2

Car parking spaces shall be 96 inches (2440 mm) wide minimum and van parking spaces shall be 132 inches (3350 mm) wide minimum, shall be marked to define the width, and shall have an adjacent access aisle complying with 502.3.

Rear Parking: Lat: 36.2736300000; Long: -88.6665700000

Finding: 2

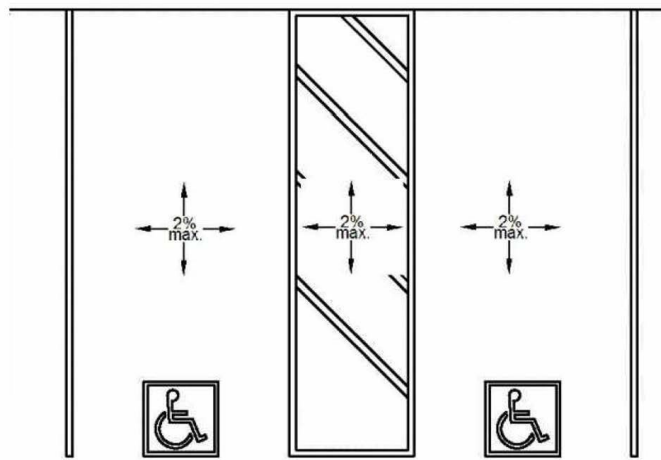
Budget Estimate: \$2,000.00

Recommendation:

Resurface accessible parking space and access aisle to ensure no greater than 2% in any direction.

Barrier Priority:

2 (Important): Should be completed as soon as possible. (Includes findings that would remove barriers to the greatest number of people to your goods and services).



As Built: The running slope (long dimension) of the accessible parking stall is at 6.3%.

The running slope in an accessible parking stall and the access aisle must not exceed 2%.

Citation: 2010 ADAS Section 502.4

Parking spaces and access aisles serving them shall comply with 302. Access aisles shall be at the same level as the parking spaces they serve. Changes in level are not permitted.

Rear Parking: Lat: 36.2736300000; Long: -88.6665700000

Finding: 3

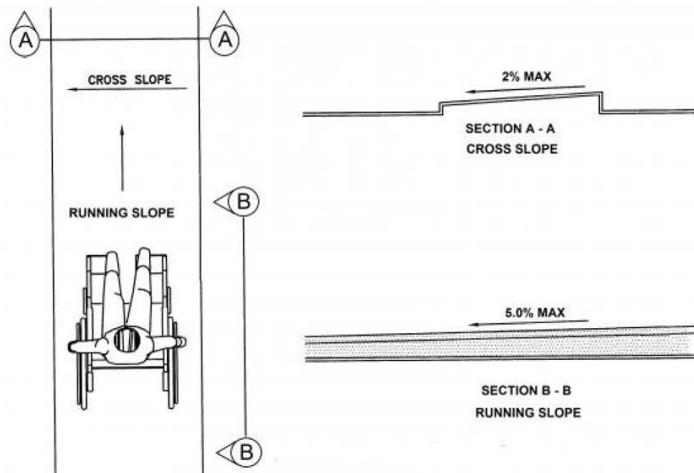
Budget Estimate: \$1,500.00

Recommendation:

Replace sidewalk along accessible route to ensure less than 5% running slope and 2% cross slope. If the running slope must exceed 5%, install handrail.

Barrier Priority:

2 (Important): Should be completed as soon as possible. (Includes findings that would remove barriers to the greatest number of people to your goods and services).



As Built: The accessible route between the building entrance and the accessible parking on the site contains running slopes greater than 5% and has not been constructed as a ramp (i.e. handrails, wheel guides, etc.).

When the slope in the direction of travel of any walk exceeds 1 unit vertical in 20 units horizontal (5-percent slope), it must be constructed as ramp. Surface cross slopes must not exceed one unit vertical in 48 units. Horizontal (2-percent slope).

Citation: 2010 ADAS Section 403.3

The running slope of walking surfaces shall not be steeper than 1:20. The cross slope of walking surfaces shall not be steeper than 1:48.

Main Parking: Lat: 36.2794200000; Long: -88.6630600000

Finding: 4

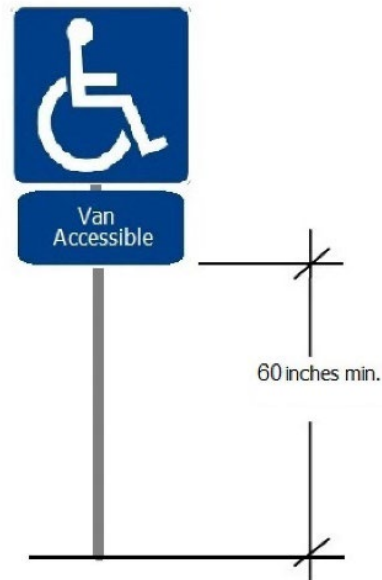

Budget Estimate: \$500.00

Recommendation:

Provide van accessible sign at appropriate height.

Barrier Priority:

4 (Low): Should be completed as soon as possible due to being a technical violation but may not result in providing greater access to persons with disabilities. (Includes findings that are technical violations but provide a moderate to low increase in accessibility compared to the financial impact on the entity)



As Built: The required parking signage is missing.

Parking space identification signs shall include the International Symbol of Accessibility (ISA). Signs identifying van parking spaces shall contain the designation "van accessible." All signs shall be 60 inches minimum above the finish floor or ground surface measured to the bottom of the sign.

Citation: 2010 ADAS Section 502.6

Parking space identification signs shall include the International Symbol of Accessibility complying with 703.7.2.1. Signs identifying van parking spaces shall contain the designation "van accessible." Signs shall be 60 inches (1525 mm) minimum above the finish floor or ground surface measured to the bottom of the sign.

Main Parking: Lat: 36.2794200000; Long: -88.6630600000

Finding: 5

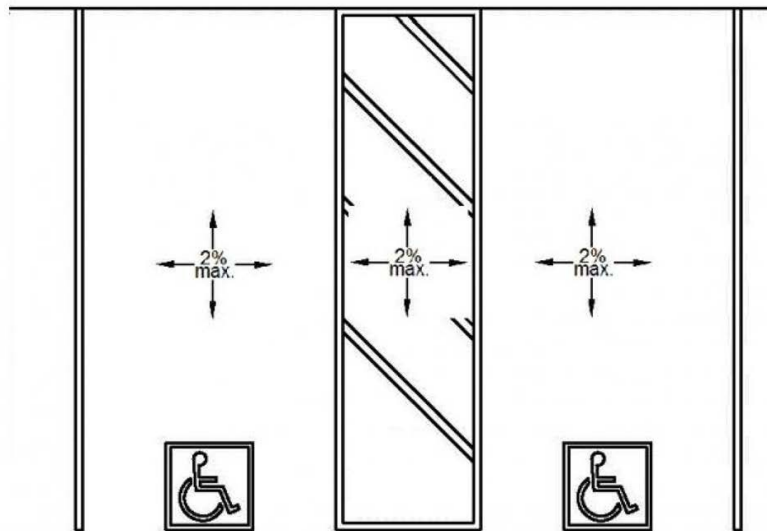
Budget Estimate: \$1,500.00

Recommendation:

Resurface parking spaces and access aisles to ensure less than 2% in all directions.

Barrier Priority:

1 (High): Should be completed immediately. (Includes findings that have little or no cost, were in violation of the codes at the time of construction, or pose an imminent safety threat).



As Built: The cross slopes (narrow dimension) and/or running slopes (long dimension) of the accessible stall varies up to 3.5% across and 5.5% running slope in both spaces.

The running slope and the cross slope in an accessible parking stall and the access aisle must not exceed 2%.

Citation: 2010 ADAS Section 502.4

Parking spaces and access aisles serving them shall comply with 302. Access aisles shall be at the same level as the parking spaces they serve. Changes in level are not permitted.

Main Parking: 36.2794200000; Long: -88.6630600000

Finding: 6

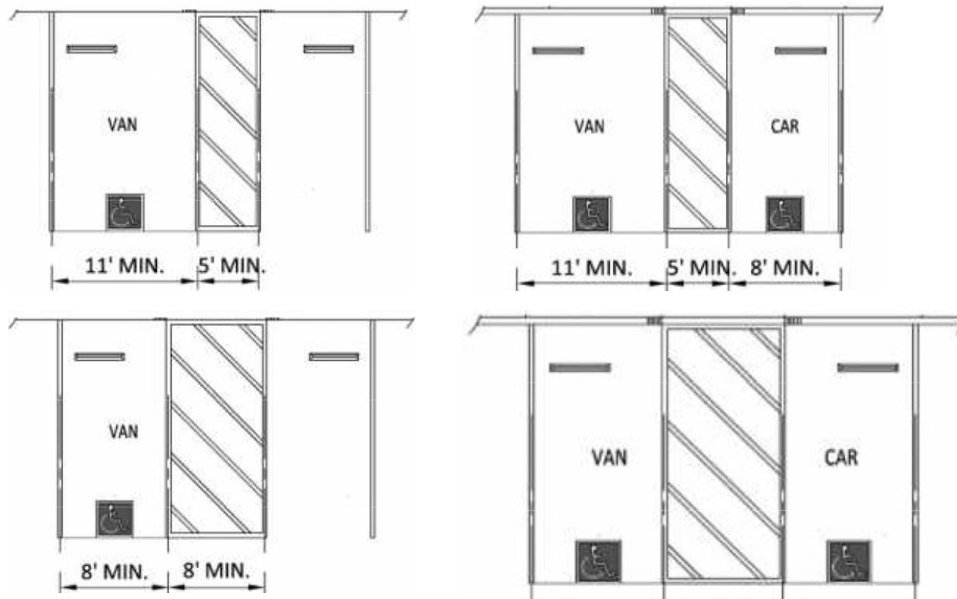
Budget Estimate: \$2,000.00

Recommendation:

When resurfacing to meet slope requirements and striping, ensure required space dimensions are met and new layout includes required access aisle.

Barrier Priority:

2 (Important): Should be completed as soon as possible. (Includes findings that would remove barriers to the greatest number of people to your goods and services).



As Built: The accessible parking stall is 10' wide.

Each parking space and access aisle must be marked to meet one of the acceptable layouts in the diagram above. The measurements of parking spaces and access aisles shall be made from the centerline of the markings. Where the parking space is not adjacent to another parking space or access aisle, the measurement shall be permitted to include the full width of the line defining the parking space.

Citation: 2010 ADAS Section 502.2

Car parking spaces shall be 96 inches (2440 mm) wide minimum and van parking spaces shall be 132 inches (3350 mm) wide minimum, shall be marked to define the width, and shall have an adjacent access aisle complying with 502.3.

Exterior Sidewalks: Lat: 36.2734300000; Long: -88.6653500000

Finding: 7

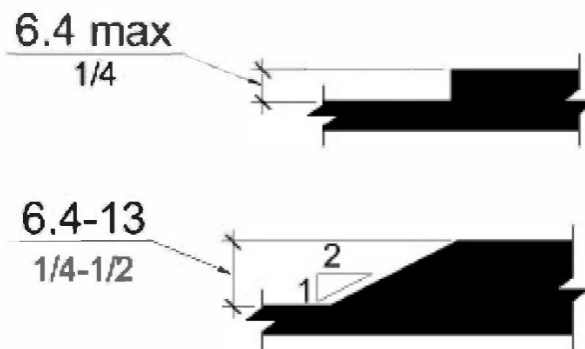
Budget Estimate: \$150.00

Recommendation:

Replace 2 panels to flush conditions.

Barrier Priority:

2 (Important): Should be completed as soon as possible. (Includes findings that would remove barriers to the greatest number of people to your goods and services).



As Built: The surface of the pedestrian access route has vertical discontinuities greater than 1/2 inch or between 1/4 inch and 1/2 inch that are not beveled.

Vertical surface discontinuities shall be 0.5 inch maximum. Vertical surface discontinuities between 0.25 inch and 0.5 inch shall be beveled with a slope not steeper than 50 percent. The bevel shall be applied across the entire vertical surface discontinuity.

Citation: 2011 PROWAG Section R302.7.2

Vertical surface discontinuities shall be 13 mm (0.5 in) maximum. Vertical surface discontinuities between 6.4 mm (0.25 in) and 13 mm (0.5 in) shall be beveled with a slope not steeper than 50 percent. The bevel shall be applied across the entire vertical surface discontinuity. Advisory R302.7.2 Vertical Surface Discontinuities. The allowance for vertical surface discontinuities is for occasional expansion joints and objects such as utility covers, vault frames, and gratings that cannot be located in another portion of the sidewalk outside the pedestrian access route. However, objects such as utility covers, vault frames, and gratings should not be located on curb ramp runs, blended transitions, turning spaces, or gutter areas within the pedestrian access route. This may not always be possible in alterations, but should be avoided wherever possible. Vertical surface discontinuities between unit pavers should be minimized.

Exterior Sidewalks: Lat: 36.2739600000; Long: -88.6651800000

Finding: 8

Budget Estimate: \$3,000.00

Recommendation:

Install sidewalks at less than 2%.

Barrier Priority:

4 (Low): Should be completed as soon as possible due to being a technical violation but may not result in providing greater access to persons with disabilities. (Includes findings that are technical violations but provide a moderate to low increase in accessibility compared to the financial impact on the entity).



As Built: The cross slope of the pedestrian access route varies from 2.2 to 3.1%

The cross slope of pedestrian access routes shall be 2 percent maximum.

Citation: 2011 PROWAG Section R302.6

Except as provided in R302.6.1 and R302.6.2 (Pedestrian Street Crossings Without Yield or Stop Control and Midblock Pedestrian Street Crossings), the cross slope of pedestrian access routes shall be 2 percent maximum.

Advisory R302.6 Cross Slope. The cross slope requirements in R302.6 apply to sidewalks and other pedestrian circulation paths, pedestrian street crossings and at-grade rail crossings, and pedestrian overpasses and underpasses and similar structures (see R302.2). The cross slope of the pedestrian access route is measured perpendicular to the direction of pedestrian travel. Cross slope requirements are contained in R304.5.3 for curb ramps and blended transitions, and in R407.3 for ramps.

Exterior Sidewalks: Lat: 36.2794180000; Long: -88.6630550000

Finding: 9

Budget Estimate: \$1,000.00

Recommendation:

Replace sidewalks exceeding 2%.

Barrier Priority:

2 (Important): Should be completed as soon as possible. (Includes findings that would remove barriers to the greatest number of people to your goods and services).



As Built: The cross slope of the pedestrian access route slope varies up to 4.4%.

The cross slope of pedestrian access routes shall be 2 percent maximum.

Citation: 2011 PROWAG Section R302.6

Except as provided in R302.6.1 and R302.6.2 (Pedestrian Street Crossings Without Yield or Stop Control and Midblock Pedestrian Street Crossings), the cross slope of pedestrian access routes shall be 2 percent maximum.

Advisory R302.6 Cross Slope. The cross slope requirements in R302.6 apply to sidewalks and other pedestrian circulation paths, pedestrian street crossings and at-grade rail crossings, and pedestrian overpasses and underpasses and similar structures (see R302.2). The cross slope of the pedestrian access route is measured perpendicular to the direction of pedestrian travel. Cross slope requirements are contained in R304.5.3 for curb ramps and blended transitions, and in R407.3 for ramps.

Exterior Sidewalks: Lat: 36.2794180000; Long: -88.6630550000

Finding: 10

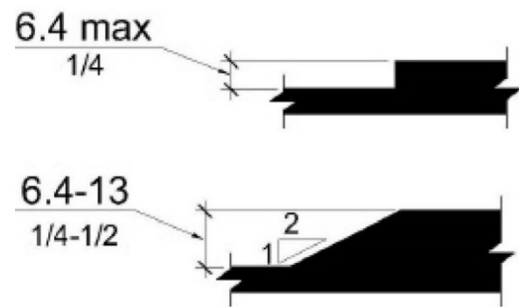
Budget Estimate: \$300.00

Recommendation:

Replace panels to provide flush surface.

Barrier Priority:

4 (Low): Should be completed as soon as possible due to being a technical violation but may not result in providing greater access to persons with disabilities. (Includes findings that are technical violations but provide a moderate to low increase in accessibility compared to the financial impact on the entity).



As Built: The surface of the pedestrian access route has vertical discontinuities greater than 1/2 inch or between 1/4 inch and 1/2 inch that are not beveled.

Vertical surface discontinuities shall be 0.5 inch maximum. Vertical surface discontinuities between 0.25 inch and 0.5 inch shall be beveled with a slope not steeper than 50 percent. The bevel shall be applied across the entire vertical surface discontinuity.

Citation: 2011 PROWAG Section R302.7.2

Vertical surface discontinuities shall be 13 mm (0.5 in) maximum. Vertical surface discontinuities between 6.4 mm (0.25 in) and 13 mm (0.5 in) shall be beveled with a slope not steeper than 50 percent. The bevel shall be applied across the entire vertical surface discontinuity. Advisory R302.7.2 Vertical Surface Discontinuities. The allowance for vertical surface discontinuities is for occasional expansion joints and objects such as utility covers, vault frames, and gratings that cannot be located in another portion of the sidewalk outside the pedestrian access route. However, objects such as utility covers, vault frames, and gratings should not be located on curb ramp runs, blended transitions, turning spaces, or gutter areas within the pedestrian access route. This may not always be possible in alterations, but should be avoided wherever possible. Vertical surface discontinuities between unit pavers should be minimized.

Exterior Sidewalks: Lat: 36.2794180000; Long: -88.6630550000

Finding: 11

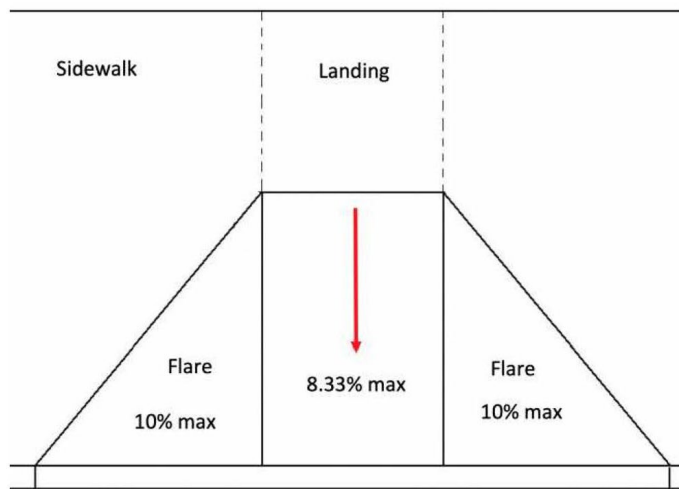

Budget Estimate: \$400.00

Recommendation:

Replace the ramp.

Barrier Priority:

3 (Moderate): Should be completed as soon as possible, but there may be other items that will provide greater access to persons with disabilities. (Includes findings that have a high financial impact on the entity in relationship to the degree of access provided).



As Built: The curb ramp slopes at 8.8% (Parallel to the direction of travel)

Curb ramps should have the least possible slope but in no case more than 8.3% (1:12).

Citation: 2010 ADAS Section 406.1

Curb ramps on accessible routes shall comply with 406, 405.2 through 405.5, and 405.10.

Exterior Sidewalks: Lat: 36.2794180000; Long: -88.6630550000

Finding: 12

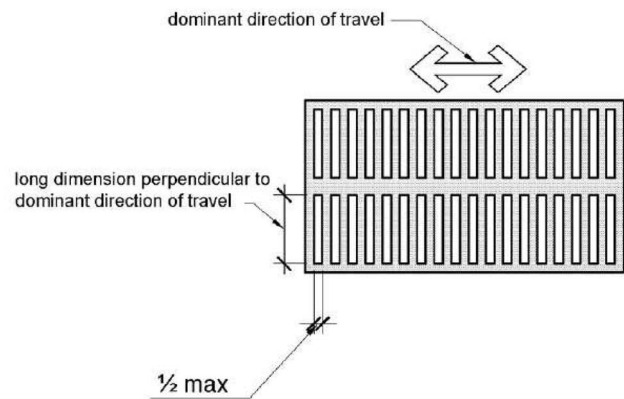
Budget Estimate: \$100.00

Recommendation:

Provide sealant to create flush condition.

Barrier Priority:

4 (Low): Should be completed as soon as possible due to being a technical violation but may not result in providing greater access to persons with disabilities. (Includes findings that are technical violations but provide a moderate to low increase in accessibility compared to the financial impact on the entity).



As Built: The concrete expansion joint is spaced greater than a 1/2 inch.

Citation: 2011 PROWAG Section R302.7.3

Horizontal openings in gratings and joints shall not permit passage of a sphere more than 13 mm (0.5 in) in diameter. Elongated openings in gratings shall be placed so that the long dimension is perpendicular to the dominant direction of travel.

Football Field: Lat: 36.2732700000; Long: -88.6646700000

Finding: 13

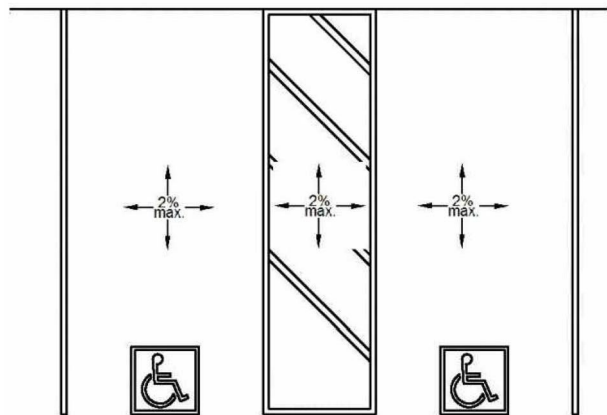
Budget Estimate: \$30,000.00

Recommendation:

Resurfacing lot to correct that drastic of a slope is not feasible. A survey will be required to determine the extent of demolition. Our recommendation would be to demolish 6 spaces southeast of the entrance, pour new concrete handicap space and sidewalk.

Barrier Priority:

2 (Important): Should be completed as soon as possible. (Includes findings that would remove barriers to the greatest number of people to your goods and services).



As Built: The cross slope (narrow dimension) of the parking stall varies up to 5.5%

The running and cross slope in an accessible parking stall and the access aisle must not exceed 2%.

Citation: 2010 ADAS Section 502.4

Parking spaces and access aisles serving them shall comply with 302. Access aisles shall be at the same level as the parking spaces they serve. Changes in level are not permitted.

Football Field: Lat: 36.2794200000; Long: -88.6630600000

Finding: 14

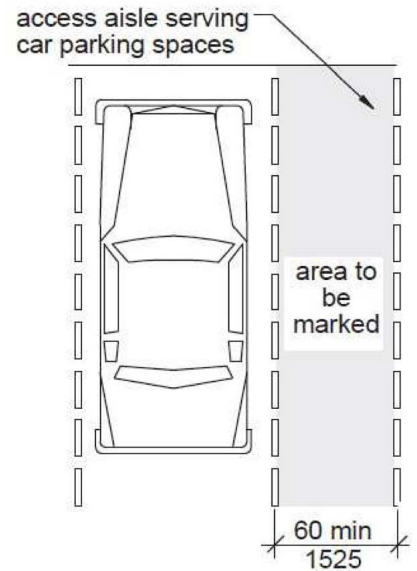
Budget Estimate: \$1,500.00

Recommendation:

Restripe to provide access aisles for all accessible spaces.

Barrier Priority:

1 (High): Should be completed immediately. (Includes findings that have little or no cost, were in violation of the codes at the time of construction, or pose an imminent safety threat).



As Built: The access aisle is missing at the accessible parking stall.

Access aisles serving parking spaces shall adjoin an accessible route. Two parking spaces shall be permitted to share a common access aisle.

Citation: 2010 ADAS Section 502.2

Car parking spaces shall be 96 inches (2440 mm) wide minimum and van parking spaces shall be 132 inches (3350 mm) wide minimum, shall be marked to define the width, and shall have an adjacent access aisle complying with 502.3.

Football Field: Lat: 36.2794200000; Long: -88.6630600000

Finding: 15

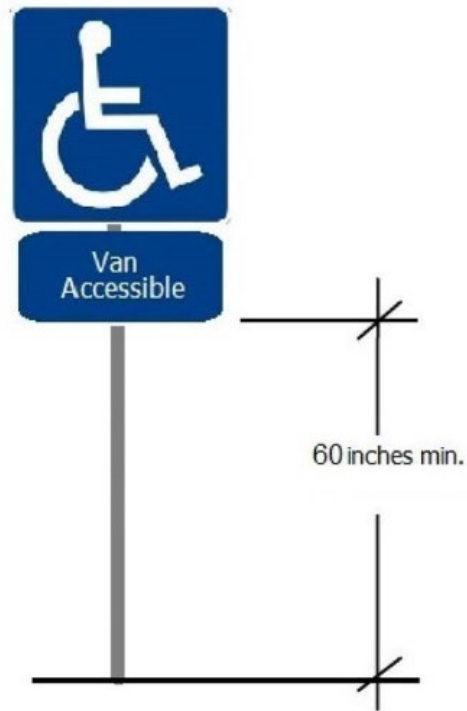
Budget Estimate: \$500.00

Recommendation:

Signs shall be 60 inches minimum above the finish floor or ground surface measured to the bottom of the sign.

Barrier Priority:

4 (Low): Should be completed as soon as possible due to being a technical violation but may not result in providing greater access to persons with disabilities. (Includes findings that are technically violations but provide a moderate to low increase in accessibility compared to the financial impact on the entity).



As Built: The parking sign is mounted at 3.5' which is too low.

Parking space identification signs shall include the International Symbol of Accessibility. Signs identifying van parking spaces shall contain the designation "van accessible."

Citation: 2010 ADAS Section 502.6

Parking space identification signs shall include the International Symbol of Accessibility complying with 703.7.2.1. Signs identifying van parking spaces shall contain the designation "van accessible." Signs shall be 60 inches (1525 mm) minimum above the finish floor or ground surface measured to the bottom of the sign.

Football Field: Lat: 36.2794200000; Long: -88.6630600000

Finding: 16

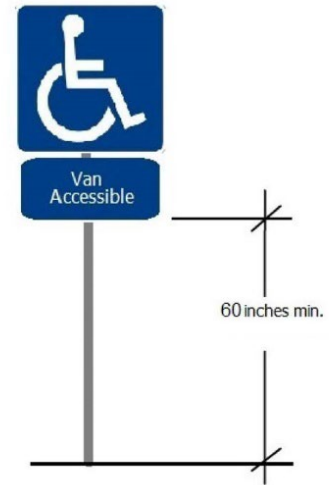
Budget Estimate: \$500.00

Recommendation:

Parking space identification signs shall include the International Symbol of Accessibility (ISA). Signs identifying van parking spaces shall contain the designation "van accessible." All signs shall be 60 inches minimum above the finish floor or ground surface measured to the bottom of the sign.

Barrier Priority:

3 (Moderate): Should be completed as soon as possible, but there may be other items that will provide greater access to persons with disabilities. (Includes findings that have a high financial impact on the entity in relationship to the degree of access provided).



As Built: The required parking signage is missing.

Citation: 2010 ADAS Section 502.6

Parking space identification signs shall include the International Symbol of Accessibility complying with 703.7.2.1. Signs identifying van parking spaces shall contain the designation "van accessible." Signs shall be 60 inches (1525 mm) minimum above the finish floor or ground surface measured to the bottom of the sign.

Football Field: Lat: 36.2794200000; Long: -88.6630600000

Finding: 17

Budget Estimate: \$400.00

Recommendation:

Install van signage and appropriate access aisles.

Barrier Priority:

1 (High): Should be completed immediately. (Includes findings that have little or no cost, were in violation of the codes at the time of construction, or pose an imminent safety threat).

Total Number of Parking Spaces Provided in Parking Facility	Minimum Number of Required Accessible Parking Spaces
1 to 25	1
26 to 50	2
51 to 75	3
76 to 100	4
101 to 150	5
151 to 200	6
201 to 300	7
301 to 400	8
401 to 500	9
501 to 1000	2 percent of total
1001 and over	20, plus 1 for each 100, or fraction thereof, over 1000

As Built: There are no van accessible parking stalls.

1 in every 6, minimum of one, required accessible stalls must be a van accessible stall.

Citation: 2010 ADAS Section 208.2

Parking spaces complying with 502 shall be provided in accordance with Table 208.2 except as required by 208.2.1, 208.2.2, and 208.2.3. Where more than one parking facility is provided on a site, the number of accessible spaces provided on the site shall be calculated according to the number of spaces required for each parking facility.

2010 ADAS Section 208.2.4

For every six or fraction of six parking spaces required by 208.2 to comply with

Football Field: Lat: 36.2794200000; Long: -88.6630600000

Finding: 18

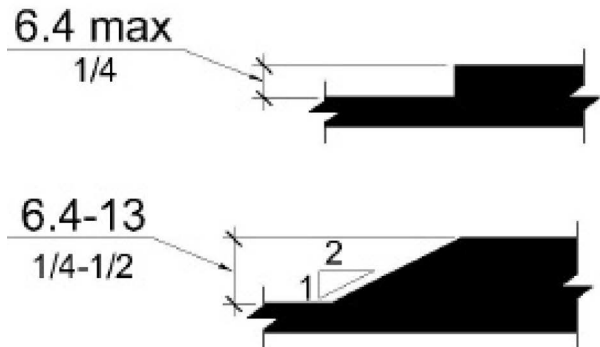




Budget Estimate: \$2,000.00

Recommendation:

Bevel or replace sidewalk as required.

Barrier Priority:

2 (Important): Should be completed as soon as possible. (Includes findings that would remove barriers to the greatest number of people to your goods and services).



As Built: The surface of the pedestrian access route has vertical discontinuities greater than 1/2 inch or between 1/4 inch and 1/2 inch that are not beveled.

Citation: 2011 PROWAG Section R302.7.2

Vertical surface discontinuities shall be 13 mm (0.5 in) maximum. Vertical surface discontinuities between 6.4 mm (0.25 in) and 13 mm (0.5 in) shall be beveled with a slope not steeper than 50 percent. The bevel shall be applied across the entire vertical surface discontinuity. Advisory R302.7.2 Vertical Surface Discontinuities. The allowance for vertical surface discontinuities is for occasional expansion joints and objects such as utility covers, vault frames, and gratings that cannot be located in another portion of the sidewalk outside the pedestrian access route. However, objects such as utility covers, vault frames, and gratings should not be located on curb ramp runs, blended transitions, turning spaces, or gutter areas within the pedestrian access route.

Football Field: Lat: 36.2794200000; Long: -88.6630600000

Finding: 19


Budget Estimate: \$6,500.00

Recommendation:

Replace approximately 10'x90' of the pedestrian access route.

Barrier Priority:

2 (Important): Should be completed as soon as possible. (Includes findings that would remove barriers to the greatest number of people to your goods and services).



As Built: The cross slope of the pedestrian access route varies up to 4.3% in concession area and condiment counter.

The cross slope of pedestrian access routes shall be 2 percent maximum.

Citation: 2011 PROWAG Section R302.6

Except as provided in R302.6.1 and R302.6.2 (Pedestrian Street Crossings Without Yield or Stop Control and Midblock Pedestrian Street Crossings), the cross slope of pedestrian access routes shall be 2 percent maximum.

Advisory R302.6 Cross Slope. The cross slope requirements in R302.6 apply to sidewalks and other pedestrian circulation paths, pedestrian street crossings and at-grade rail crossings, and pedestrian overpasses and underpasses and similar structures (see R302.2). The cross slope of the pedestrian access route is measured perpendicular to the direction of pedestrian travel. Cross slope requirements are contained in R304.5.3 for curb ramps and blended transitions, and in R407.3 for ramps.

Football Field: Lat: 36.2794200000; Long: -88.6630600000

Finding: 20

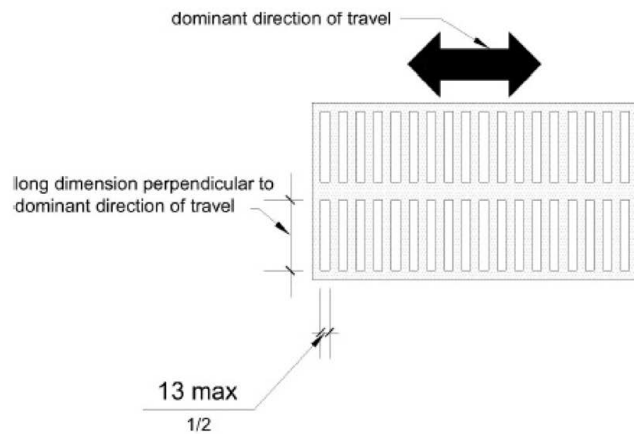
Budget Estimate: \$150.00

Recommendation:

Patch the gap between pedestrian access routes.

Barrier Priority:

2 (Important): Should be completed as soon as possible. (Includes findings that would remove barriers to the greatest number of people to your goods and services).



As Built: The surface of the pedestrian access route has openings greater than 1", which exceeds the 1/2 inch max.

Horizontal openings in gratings and joints shall not permit passage of a sphere more than 13 mm (0.5 in) in diameter.

Citation: 2011 PROWAG Section R302.7.3

Horizontal openings in gratings and joints shall not permit passage of a sphere more than 13 mm (0.5 in) in diameter. Elongated openings in gratings shall be placed so that the long dimension is perpendicular to the dominant direction of travel.

Football Field: Lat: 36.2734400000; Long: -88.6644900000

Finding: 21

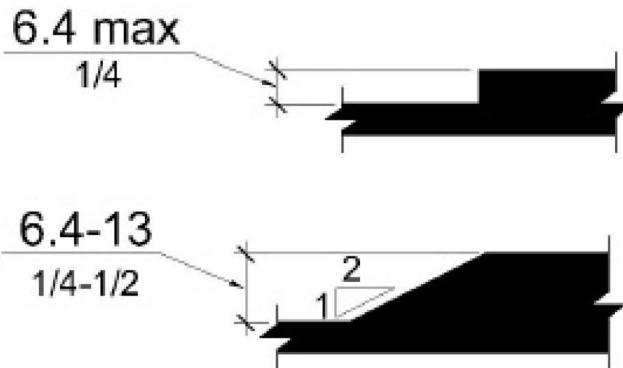

Budget Estimate: Cost covered in finding 19.

Recommendation:

In replacing sidewalk around concessions due to cross slope, ensure it ties in to bleacher transition flush (less than 1/4").

Barrier Priority:

2 (Important): Should be completed as soon as possible. (Includes findings that would remove barriers to the greatest number of people to your goods and services).



As Built: The entire length of concession stand, concrete is lower than bleacher transition. The surface of the pedestrian access route has vertical discontinuities greater than 1/2 inch or between 1/4 inch and 1/2 inch that are not beveled. Vertical surface discontinuities shall be 0.5 inch maximum. Vertical surface discontinuities between 0.25 inch and 0.5 inch shall be beveled with a slope not steeper than 50 percent. The bevel shall be applied across the entire vertical surface discontinuity.

Citation: 2011 PROWAG Section R302.7.2

Vertical surface discontinuities shall be 13 mm (0.5 in) maximum. Vertical surface discontinuities between 6.4 mm (0.25 in) and 13 mm (0.5 in) shall be beveled with a slope not steeper than 50 percent. The bevel shall be applied across the entire vertical surface discontinuity. Advisory R302.7.2 Vertical Surface Discontinuities. The allowance for vertical surface discontinuities is for occasional expansion joints and objects such as utility covers, vault frames, and gratings that cannot be located in another portion of the sidewalk outside the pedestrian access route. However, objects such as utility covers, vault frames, and gratings should not be located on curb ramp runs, blended transitions, turning spaces, or gutter areas within the pedestrian access route. This may not always be possible in alterations, but should be avoided wherever possible. Vertical surface discontinuities between unit pavers should be minimized.

Football Field: Lat: 36.2794200000; Long: -88.6630600000

Finding: 22

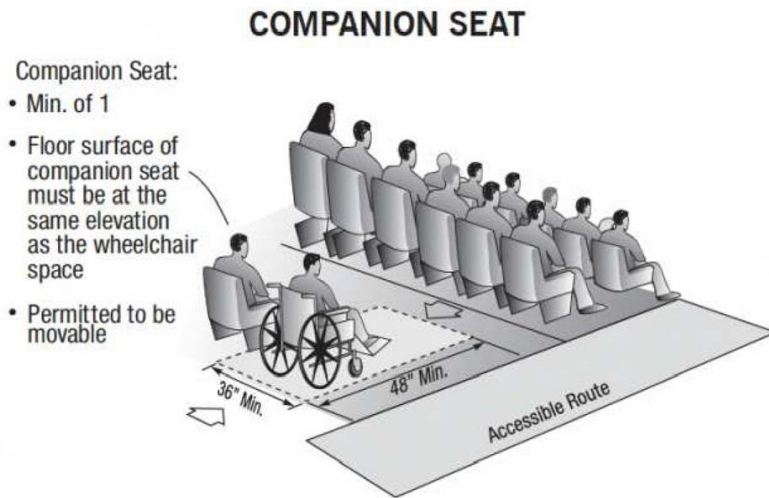
Budget Estimate: \$2,000.00

Recommendation:

Provide access and hard-surfaced area for wheelchair in both team areas.

Barrier Priority:

2 (Important): Should be completed as soon as possible. (Includes findings that would remove barriers to the greatest number of people to your goods and services).



Courtesy ©Builder's Book, Inc.

As Built: An accessible wheelchair space is not provided in the team/player seating area.

At least one wheelchair space shall be provided in team or player seating areas serving areas of sport activity.

Citation: 2010 ADAS Section 221.2 .1.4

At least one wheelchair space complying with 802.1 shall be provided in team or player seating areas serving areas of sport activity.

Football Field: Lat: 36.2794200000; Long: -88.6630600000

Finding: 23

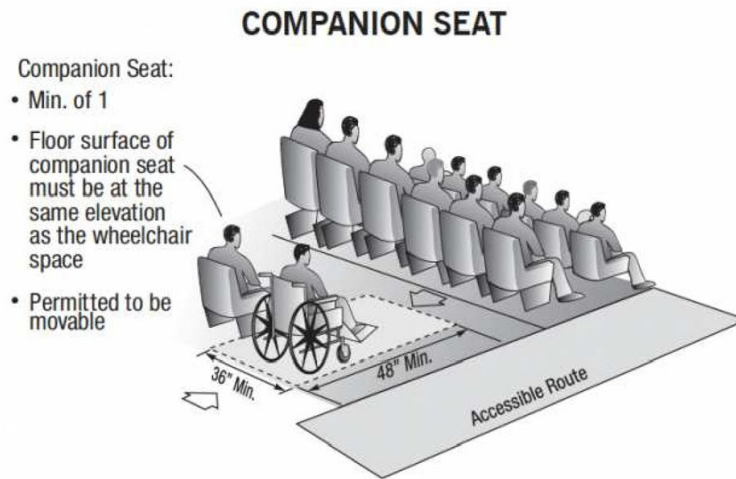
Budget Estimate: \$800.00

Recommendation:

Home bleachers have ample wheelchair space at top. Install or provide companion seats in this area.

Barrier Priority:

2 (Important): Should be completed as soon as possible. (Includes findings that would remove barriers to the greatest number of people to your goods and services).



As Built: The wheelchair seating spaces do not have the required companion seats provided next to them.

In row seating, companion seats shall be located to provide shoulder alignment with adjacent wheelchair spaces. The shoulder alignment point of the wheelchair space shall be measured 36 inches from the front of the wheelchair space. The floor surface of the companion seat shall be at the same elevation as the floor surface of the wheelchair space. Companion seats shall be equivalent in size, quality, comfort, and amenities to the seating in the immediate area. Companion seats shall be permitted to be movable.

Citation: 2010 ADAS Section 802.3

Companion seats shall comply with 802.3.

Football Field: Lat: 36.2739400000; Long: -88.6636700000

Finding: 24

Budget Estimate: \$1,000.00

Recommendation:

Provide ramp access to visitor seating.

Barrier Priority:

1 (High): Should be completed immediately. (Includes findings that have little or no cost, were in violation of the codes at the time of construction, or pose an imminent safety threat).



Number of Seats	Minimum Number of Required Wheelchair Spaces
4 to 25	1
26 to 50	2
51 to 150	4
151 to 300	5
301 to 500	6
501 to 5000	6, plus 1 for each 150, or fraction thereof, between 501 through 5000
5001 and over	36, plus 1 for each 200, or fraction thereof, over 5000

As Built: There are no wheelchair spaces provided on visitor's side. There are paved routes to seating but only stairs to access seating area. Wheelchair spaces shall be provided in assembly areas with fixed seating based on number of seats in figure.

Citation: 2010 ADAS Section 221.2

Wheelchair spaces complying with 22 1.2 shall be provided in assembly areas with fixed seating.

2010 ADAS Section 221.2.1.1

Wheelchair spaces complying with 802.1 shall be provided in accordance with Table 22 1.2.1.1.

PROJECT & BUDGET RECOMMENDATIONS

FINDINGS & RECOMMENDATIONS – DRESDEN HIGH SCHOOL

The existing Dresden High School has significant ADA compliance deficiencies. After discussion with the City, the decision was made to provide accessible entryway and parking spaces with appropriate signage, to provide access to the reception counters, to provide a compliant public restroom, and to lower specific fire extinguishers, fire alarm pulls, defibrillators, and thermostats throughout the building. The remainder of the facility will remain as currently designed.

PRIORITY 1 (High)			
Estimated Cost	Location	Finding	Distress / Description / Recommendation
\$4,400.00	Total		
\$1,500.00	Main Parking	5	Resurface parking spaces and access aisles to ensure less than 2% in all directions.
\$1,500.00	Football Field	14	Restripe to provide access aisles for all accessible spaces.
\$400.00	Football Field	17	Install van signage and appropriate access aisles.
\$1,000.00	Football Field	24	Provide ramp access to visitor seating.

PRIORITY 2 (Important)			
Estimated Cost	Location	Finding	Distress / Description / Recommendation
\$133,500.00	Total		
\$39,300.00	Cafeteria	3	Lower the defibrillator for handle to be 48" max AFF.
\$39,300.00	Cafeteria	3	Install wheelchair lift.
\$300.00	Rear Parking	1	Update stripping to provide access aisle.
\$2,000.00	Rear Parking	2	Resurface accessible parking space and access aisle to ensure no greater than 2% in any direction.
\$1,500.00	Rear Parking	3	Replace sidewalk along accessible route to ensure less than 5% running slope and 2% cross slope. If running slope must exceed 5%, install handrail.
\$2,000.00	Main Parking	6	When resurfacing to meet slope requirements and striping, ensure required space dimensions are met and new layout includes required access aisle.
\$150.00	Exterior Sidewalks	7	Replace 2 panels to flush conditions.

\$1,000.00	Exterior Sidewalks	9	Replace sidewalks exceeding 2%.
\$30,000.00	Football Field	13	Resurfacing lot to correct that drastic of a slope is not feasible. Survey will be required to determine the extent of demolition. Our recommendation would be to demolish 6 spaces southeast of the entrance, pour new concrete handicap space and sidewalk.
\$2,000.00	Football Field	18	Bevel or replace sidewalk as required.
\$6,500.00	Football Field	19	Replace approximately 10'x90' of the pedestrian access route.
\$150.00	Football Field	20	Patch the gap between pedestrian access routes.
\$6,500.00	Football Field	21	In replacing sidewalk around concessions due to cross slope, ensure it ties into bleacher transition flush (less than 1/4").
\$2,000.00	Football Field	22	Provide access and hard-surfaced area for wheelchair in both team areas.
\$800.00	Football Field	23	Home bleachers have ample wheelchair space at top. Install or provide companion seats in this area.

PRIORITY 3 (Moderate)			
Estimated Cost	Location	Finding	Distress / Description / Recommendation
\$170,745.00	Total		
\$1,200.00	Entrance/Lobby	1	Lower the defibrillator for handle to be 48" max AFF.
\$1,950.00	Entrance/Lobby	2	Lower Fire Alarm pull to be 48" max AFF.
\$39,300.00	Cafeteria	3	Add a wheelchair lift on wall side.
\$1,950.00	Cafeteria	4	Lower Fire Alarm pull to be 48" max AFF.
\$1,950.00	Cafeteria	5	Lower the thermostat for all operable components to be 48" max AFF.
\$2,175.00	Gymnasium Women's Restroom	6	Further design required to accommodate compliant restroom.
\$1,200.00	Gymnasium Women's Restroom	7	Install new pipe insulation.
\$2,175.00	Gymnasium Men's Restroom	9	Remove urinal to left of compartment, repair and patch wall, install new toilet partitions, door, coat hook, and grab bars to comply with minimum ADA compartment requirements and extend ADA compartment.

PRIORITY 3 (Moderate)

\$1,200.00	Gymnasium Men's Restroom	10	Install pipe insulation on lavatory drains.
\$1,200.00	Gymnasium Men's Restroom	11	Lower the soap dispenser for push release tab to be 48" max AFF.
\$1,200.00	Gymnasium Men's Restroom	12	Lower the paper towel dispenser for all operable components to be 48" max AFF.
\$2,700.00	Boy's PE Toilet	13	Lower the paper towel dispenser for all operable components to be 48" max AFF.
\$0.00	Boy's PE Toilet	14	Relocate coat hook at maximum 48" AFF.
\$1,950.00	East Exit	15	Lower the fire alarm pull to 48" max AFF.
\$1,950.00	Gymnasium	16	Lower the fire alarm pull to 48" max AFF.
\$1,950.00	Kitchen	17	Lower the thermostats to 48" max AFF.
\$1,950.00	Kitchen	18	Lower the fire alarm pull to 48" max AFF.
\$1,200.00	Kitchen	19	Lower the soap dispenser to 48" max AFF.
\$1,950.00	Kitchen	20	Lower the light switch pull to 48" max AFF.
\$1,200.00	Kitchen	21	Lower the paper towel dispenser for all operable components to be 48" max AFF.
\$2,400.00	Kitchen	22	Lower the Ansul system extinguisher lever to 48" max AFF.
\$1,275.00	Men's Facility	23	Install lever type lockset.
\$5,700.00	Men's Facility	24	Install new toilet for seat to be within 17"-19" AFF.
\$5,700.00	Men's Facility	25	Remove the toilet, remove toilet drain and reinstall for center of toilet to be within 16"-18" to center.
\$1,200.00	Men's Facility	26	Install a new pipe at lavatory.
\$1,200.00	Men's Facility	27	Lower the paper towel dispenser for all operable components to be 48" AFF.
\$1,275.00	Men's Facility	28	Lower mirror for reflecting surface to be 40" max AFF.
\$1,200.00	Women's Facility	29	Install new drainpipe insulation.
\$1,275.00	Women's Facility	30	Lower mirror for reflecting surface to be 40" max AFF.
\$1,200.00	Women's Facility	31	Lower the paper towel dispenser for all operable components to be 48" AFF.
\$34,410.00	Women's Facility	32	Demo stall and toilet to right, repair, and patch drainage, install new toilet partitions with new door, grab bars, and coat hook.
\$1,200.00	Women's Facility	33	Install new drainpipe insulation.
\$1,275.00	Women's Facility	34	Lower mirror for reflecting surface to be 40" max AFF.

PRIORITY 3 (Moderate)			
\$34,410.00	Men's Restroom	35	Demo stall and toilet to right, repair, and patch drainage, install new toilet partitions with new door, grab bars, and coat hook.
\$3,300.00	Men's Restroom	36	Raise the lavatory for knee clearance of 27".
\$1,275.00	Men's Restroom	37	Lower mirror for reflecting surface to be 40" max AFF.
\$1,200.00	Men's Restroom	38	Lower the paper towel dispenser for all operable components to be 48" AFF.
\$400.00	Exterior Sidewalks	11	Replace the ramp.
\$500.00	Football Field	16	Parking space identification signs shall include the International Symbol of Accessibility (ISA). Signs identifying van parking spaces shall contain the designation "van accessible." All signs shall be 60 inches minimum above the finish floor or ground surface measured to the bottom of the sign.

PRIORITY 4 (Low)			
Estimated Cost	Location	Finding	Distress / Description / Recommendation
\$5,675.00	Total		
\$1,275.00	Gymnasium Women's Restroom	8	Lower the mirror for reflecting surface to be 48" max AFF.
\$500.00	Main Parking	4	Provide van accessible sign at appropriate height.
\$3,000.00	Exterior	8	Install sidewalks at less than 2%.
\$300.00	Exterior	10	Replace panels to provide flush surface.
\$100.00	Exterior Sidewalks	12	Provide sealant to create flush conditions.
\$500.00	Football Field	15	Signs shall be 60 inches minimum above the finish floor or ground surface measured to the bottom of the sign.

Dresden Middle School

759 Linden St., Dresden, TN



Architectural Findings

Boys Locker Room

Finding: 1

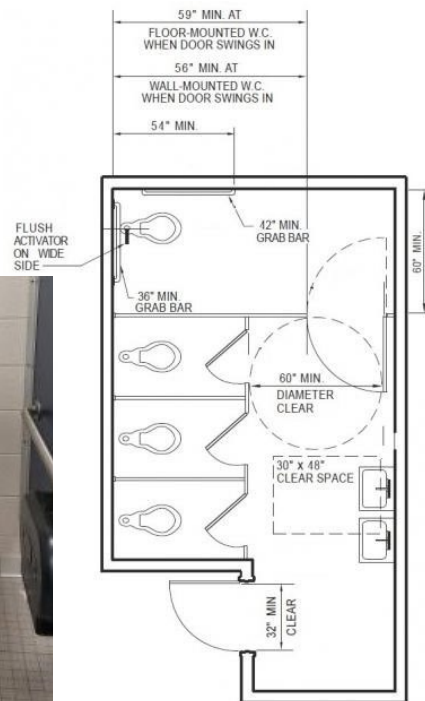
Budget Estimate: \$26,160.00

Recommendation:

Remove partition wall on the right side along with water closet on next compartment and cancel plumbing to water closet, reinstall water closet in ADA stall to comply with dimensions, grab bar.

Barrier Priority:

4 (Low): Should be completed as soon as possible due to being a technical violation but may not result in providing greater access to persons with disabilities. (Includes findings that are technical violations but provide a moderate to low increase in accessibility compared to the financial impact on the entity).



As Built: Compartment size does not comply, flush valve is on the wrong side, missing rear grab bar, side grab does not extend at 54" from wall. The stall does not have the required minimum clear floor space or maneuvering clearances for the toilet, Grab bars are missing and/or incorrectly installed, accessories, such as toilet seat covers, toilet paper holders, and garbage cans are either too high, without clear floor space or both.

Citation: 2010 ADAS Section 603.1

Toilet and bathing rooms shall comply with 603.

Boys Locker Room

Finding: 2


Budget Estimate: \$1,275.00

Recommendation:

Lower the mirror for reflecting to be 40" AFF.

Barrier Priority:

4 (Low): Should be completed as soon as possible due to being a technical violation but may not result in providing greater access to persons with disabilities. (Includes findings that are technical violations but provide a moderate to low increase in accessibility compared to the financial impact on the entity).



As Built: The mirror is mounted at 41.5" to reflecting surface, which is too high. Mirrors must have the bottom edge of the reflecting surface a maximum of 40 inches above the floor if above a sink or counter. Mirrors not located above lavatories or countertops shall be installed with the bottom edge of the reflecting surface 35 inches maximum above the finish floor or ground.

Citation: 2010 ADAS Section 603.3

Mirrors located above lavatories or countertops shall be installed with the bottom edge of the reflecting surface

40 inches (1015 mm) maximum above the finish floor or ground. Mirrors not located above lavatories or countertops shall be installed with the bottom edge of the reflecting surface 35 inches (890 mm) maximum above the finish floor or ground.

Girls Locker Room

Finding: 3

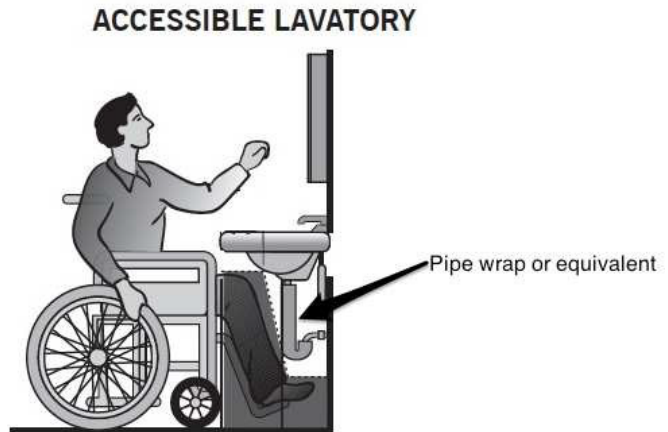
Budget Estimate: \$1,200.00

Recommendation:

Install new drain pipe insulation.

Barrier Priority:

3 (Moderate): Should be completed as soon as possible, but there may be other items that will provide greater access to persons with disabilities. (Includes findings that have a high financial impact on the entity in relationship to the degree of access provided).



As Built: The water and drainpipes under the lavatory are not adequately insulated.

The water supply and drainpipes under lavatories and sinks shall be insulated or otherwise configured to protect against contact. There shall be no sharp or abrasive surfaces under lavatories and sinks.

Citation: 2010 ADAS Section 606.5

Water supply and drainpipes under lavatories and sinks shall be insulated or otherwise configured to protect against contact. There shall be no sharp or abrasive surfaces under lavatories and sinks.

Girls Locker Room Restrooms

Finding: 4

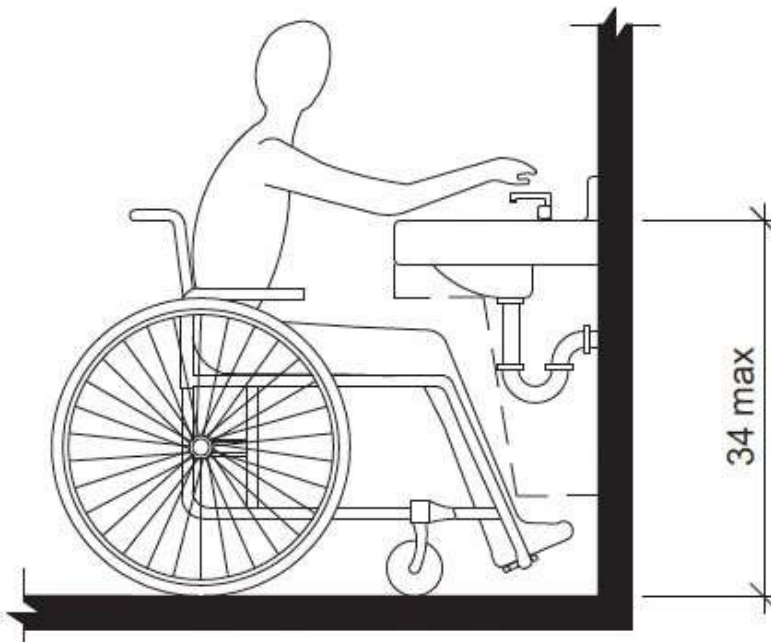
Budget Estimate: \$3,300.00

Recommendation:

Lower the lavatory for rim height to be 34".

Barrier Priority:

3 (Moderate): Should be completed as soon as possible, but there may be other items that will provide greater access to persons with disabilities. (Includes findings that have a high financial impact on the entity in relationship to the degree of access provided).



As Built: The top rim of the lavatory is at 35" AFF which is too high.

All lavatories that are designated to be accessible shall be a minimum 17 inches in horizontal depth and mounted with the rim or counter edge no higher than 34 inches above the finished floor.

Citation: 2010 ADAS Section 606.3

Lavatories and sinks shall be installed with the front of the higher of the rim or counter surface 34 inches (865 mm) maximum above the finish floor or ground

Girls Locker Room Restrooms

Finding: 5

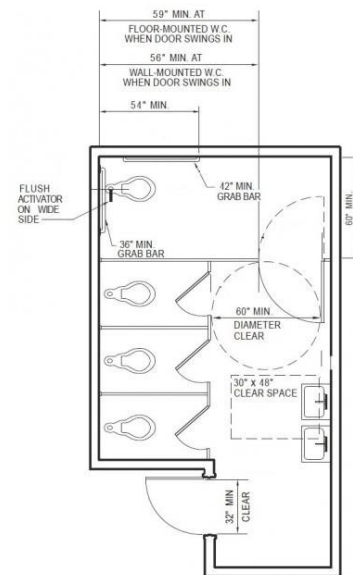
Budget Estimate: \$26,160.00

Recommendation:

Further design required to accommodate ADA compartment.

Barrier Priority:

3 (Moderate): Should be completed as soon as possible, but there may be other items that will provide greater access to persons with disabilities. (Includes findings that have a high financial impact on the entity in relationship to the degree of access provided).



As Built: The compartment stall is not nearly compliant.

The stall does not have the required minimum clear floor space or maneuvering clearances for the toilet, Grab bars are missing and/or incorrectly installed, toilet paper holders, without clear floor space or both. Center of toilet from wall exceeds required 16-18". Coat Hook exceeds 48" max height.

Citation: 2010 ADAS Section 603.1

Toilet and bathing rooms shall comply with 603.

Girls Locker Room Restrooms

Finding: 6

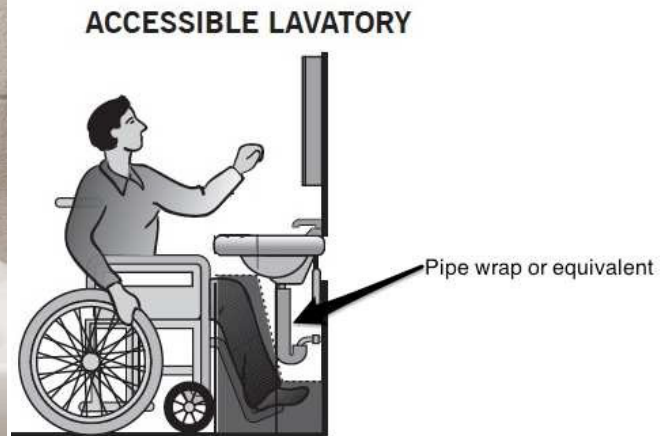
Budget Estimate: \$1,200.00

Recommendation:

Install new drainpipe insulation.

Barrier Priority:

4 (Low): Should be completed as soon as possible due to being a technical violation but may not result in providing greater access to persons with disabilities. (Includes findings that are technical violations but provide a moderate to low increase in accessibility compared to the financial impact on the entity).



As Built: The water and drain pipes under the lavatory are not adequately insulated.

Water supply and drain pipes under lavatories and sinks shall be insulated or otherwise configured to protect against contact. There shall be no sharp or abrasive surfaces under lavatories and sinks.

Citation: 2010 ADAS Section 606.5

Water supply and drain pipes under lavatories and sinks shall be insulated or otherwise configured to protect against contact. There shall be no sharp or abrasive surfaces under lavatories and sinks.

Kitchen

Finding: 7

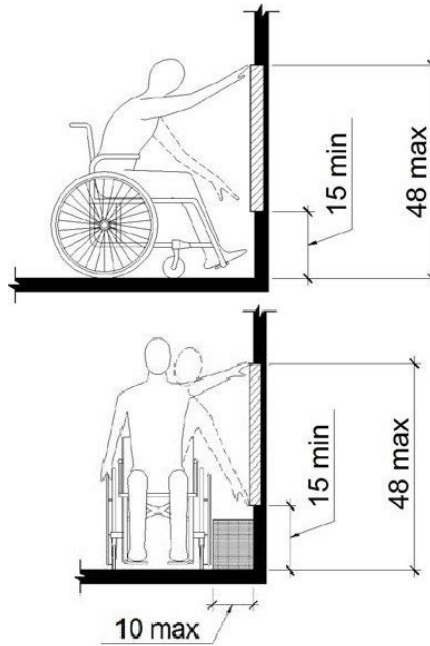
Budget Estimate: \$1,200.00

Recommendation:

Lower the paper towel dispenser for all operable components to be 48" AFF max.

Barrier Priority:

4 (Low): Should be completed as soon as possible due to being a technical violation but may not result in providing greater access to persons with disabilities. (Includes findings that are technical violations but provide a moderate to low increase in accessibility compared to the financial impact on the entity).



As Built: The paper towel dispenser is positioned at 53" which is too high for either a side or front approach.

Where a clear floor or ground space allows a parallel approach to an element and the side reach is unobstructed, the high side reach shall be 48 inches maximum and the low side reach shall be 15 inches minimum above the finish floor or ground.

Where a forward reach is unobstructed, the high forward reach shall be 48 inches maximum and the low forward reach shall be 15 inches minimum above the finish floor or ground.

Citation: 2010 ADAS Section 308.1
Reach ranges shall comply with 308.

Kitchen

Finding: 8

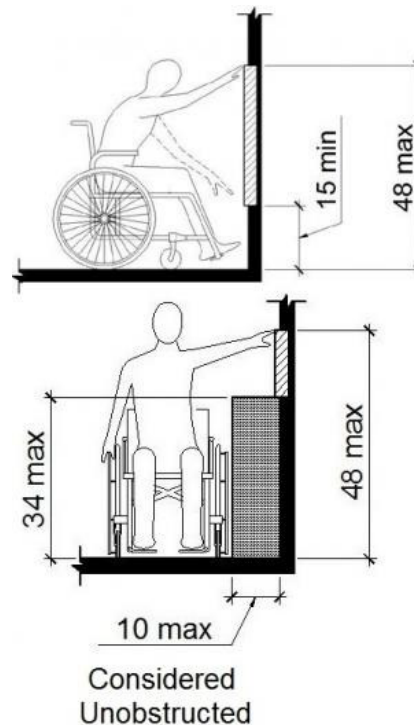
Budget Estimate: \$1,200.00

Recommendation:

Lower the paper towel dispenser for all operable components to be 48" AFF max.

Barrier Priority:

3 (Moderate): Should be completed as soon as possible, but there may be other items that will provide greater access to persons with disabilities. (Includes findings that have a high financial impact on the entity in relationship to the degree of access provided).



As Built: The paper towel is not positioned correctly for either a side or front approach.

Where a clear floor or ground space allows a parallel or front approach and the side reach is unobstructed, the high side reach shall be 48 inches maximum above the finish floor or ground and the low side reach shall be 15 inches minimum above the finish floor or ground.

Citation: 2010 ADAS Section 308.2.1

Where a forward reach is unobstructed, the high forward reach shall be 48 inches (1220 mm) maximum and the low forward reach shall be 15 inches (380 mm) minimum above the finish floor or ground.

2010 ADAS Section 308.3.1

Where a clear floor or ground space allows a parallel approach to an element and the side reach is unobstructed, the high side reach shall be 48 inches (1220 mm) maximum and the low side reach shall be 15 inches (380 mm) minimum above the finish floor or ground.

Kitchen

Finding: 9

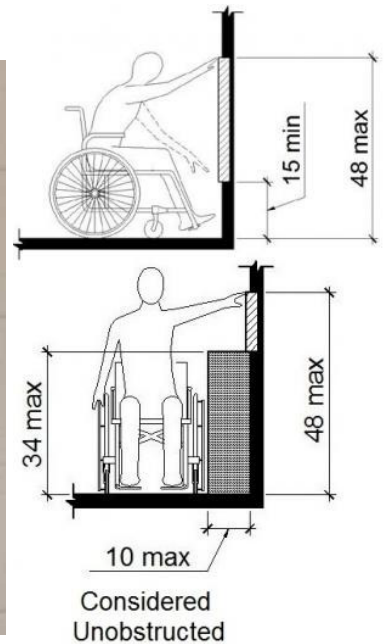
Budget Estimate: \$1,200.00

Recommendation:

Lower paper towel dispenser for all operable components to be 48" max AFF.

Barrier Priority:

3 (Moderate): Should be completed as soon as possible, but there may be other items that will provide greater access to persons with disabilities. (Includes findings that have a high financial impact on the entity in relationship to the degree of access provided).



As Built: The paper towel dispenser is at 54" high which is not positioned correctly for either a side or front approach.

Where a clear floor or ground space allows a parallel or front approach and the side reach is unobstructed, the high side reach shall be 48 inches maximum above the finish floor or ground and the low side reach shall be 15 inches minimum above the finish floor or ground.

Citation: 2010 ADAS Section 308.2.1

Where a forward reach is unobstructed, the high forward reach shall be 48 inches (1220 mm) maximum and the low forward reach shall be 15 inches (380 mm) minimum above the finish floor or ground.

2010 ADAS Section 308.3.1

Where a clear floor or ground space allows a parallel approach to an element and the side reach is unobstructed, the high side reach shall be 48 inches (1220 mm) maximum and the low side reach shall be 15 inches (380 mm) minimum above the finish floor or ground.

Kitchen Staff Toilet

Finding: 10

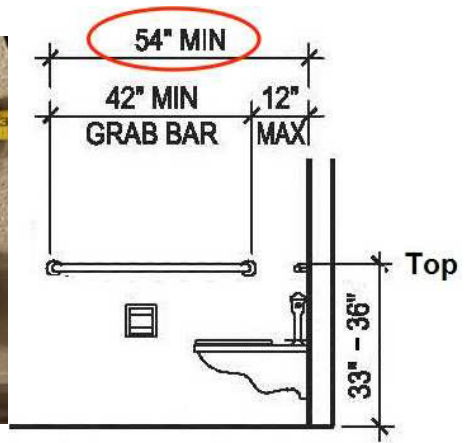
Budget Estimate: \$1,275.00

Recommendation:

Reinstall the Grab Bar to extend 54".

Barrier Priority:

3 (Moderate): Should be completed as soon as possible, but there may be other items that will provide greater access to persons with disabilities. (Includes findings that have a high financial impact on the entity in relationship to the degree of access provided).



As Built: The side grab bar does not extend far enough from the rear wall.

The side grab bar must extend at least 54 inches minimum beyond the rear wall and start a maximum of 12 inches from the rear wall. A 42-inch grab bar installed the maximum distance from the rear wall (12 inches) will leave the leading end 54 inches from the rear wall.

Grab bars shall be installed in a horizontal position, 33 inches minimum and 36 inches maximum above the finish floor measured to the top of the gripping surface.

Citation: 2010 ADAS Section 604.5.1

The side wall grab bar shall be 42 inches (1065 mm) long minimum, located 12 inches (305 mm) maximum from the rear wall and extending 54 inches (1370 mm) minimum from the rear wall.

Kitchen Staff Toilet

Finding: 11

Budget Estimate: \$5,700.00

Recommendation:

Reinstall toilet to be 16-18" from wall.

Barrier Priority:

4 (Low): Should be completed as soon as possible due to being a technical violation but may not result in providing greater access to persons with disabilities. (Includes findings that are technical violations but provide a moderate to low increase in accessibility compared to the financial impact on the entity).



As Built: The toilet is 20" from the wall which is not located within the range allowed from the side wall or partition. The centerline of the toilet must be 16 to 18 inches from the side wall.

Citation: 2010 ADAS Section 604.2

The water closet shall be positioned with a wall or partition to the rear and to one side. The centerline of the water closet shall be 16 inches (405 mm) minimum to 18 inches (455 mm) maximum from the side wall or partition, except that the water closet shall be 17 inches (430 mm) minimum and 19 inches (485 mm) maximum from the side wall or partition in the ambulatory accessible toilet compartment specified in 604.8.2. Water closets shall be arranged for a left-hand or right-hand approach.

Concessions

Finding: 12

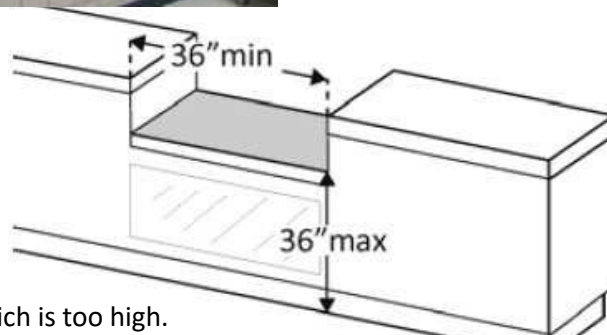
Budget Estimate: \$18,187.50

Recommendation:

Remove sink transition counter and install wall mounted counter at 34" AFF max with required knee clearance.

Barrier Priority:

4 (Low): Should be completed as soon as possible due to being a technical violation but may not result in providing greater access to persons with disabilities. (Includes findings that are technical violations but provide a moderate to low increase in accessibility compared to the financial impact on the entity)



As Built: The transaction counter is 42" AFF which is too high.

A portion of the counter surface that is 36 inches long minimum and 36 inches high maximum above the finish floor shall be provided. Knee and toe space must be provided for a forward approach. A 30 inch by 48-inch clear floor space on an accessible route must be provided for either a forward or parallel approach.

Citation: 2010 ADAS Section 904.4.2

A portion of the counter surface that is 30 inches (760 mm) long minimum and 36 inches (915 mm) high maximum shall be provided. Knee and toe space complying with 306 shall be provided under the counter. A clear floor or ground space complying with 305 shall be positioned for a forward approach to the counter.

2010 ADAS Section 904.4.1

A portion of the counter surface that is 36 inches (915 mm) long minimum and 36 inches (915 mm) high maximum above the finish floor shall be provided. A clear floor or ground space complying with 305 shall be positioned for a parallel approach adjacent to the 36 inch (915 mm) minimum length of counter.

Corridor

Finding: 13


Budget Estimate: \$1,200.00

Recommendation:

Lower the Defibrillator for handle to be max 48" AFF.

Barrier Priority:

3 (Moderate): Should be completed as soon as possible, but there may be other items that will provide greater access to persons with disabilities. (Includes findings that have a high financial impact on the entity in relationship to the degree of access provided).



As Built: The Defibrillator is positioned at 56" AFF which is too high for either a side or front approach.

Where a clear floor or ground space allows a parallel approach to an element and the side reach is unobstructed, the high side reach shall be 48 inches maximum and the low side reach shall be 15 inches minimum above the finish floor or ground.

Where a forward reach is unobstructed, the high forward reach shall be 48 inches maximum and the low forward reach shall be 15 inches minimum above the finish floor or ground.

Citation: 2010 ADAS Section 308.1
Reach ranges shall comply with 308.

Boys Restroom #1

Finding: 14

Budget Estimate: \$1,200.00

Recommendation:

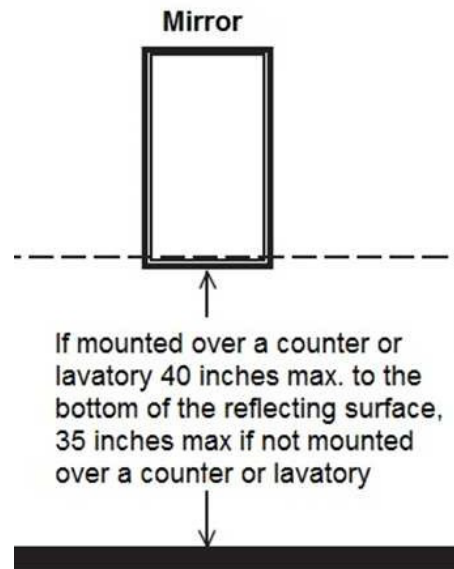
Lower the mirror for reflecting surface to be 48" max AFF.

Barrier Priority:

4 (Low): Should be completed as soon as possible due to being a technical violation but may not result in providing greater access to persons with disabilities. (Includes findings that are technical violations but provide a moderate to low increase in accessibility compared to the financial impact on the entity).



As Built: The mirror is mounted at 52" AFF which is too high.



Mirrors must have the bottom edge of the reflecting surface a maximum of 40 inches above the floor if above a sink or counter. Mirrors not located above lavatories or countertops shall be installed with the bottom edge of the reflecting surface 35 inches maximum above the finish floor or ground.

Citation: 2010 ADAS Section 603.3

Mirrors located above lavatories or countertops shall be installed with the bottom edge of the reflecting surface 40 inches (1015 mm) maximum above the finish floor or ground. Mirrors not located above lavatories or countertops shall be installed with the bottom edge of the reflecting surface 35 inches (890 mm) maximum above the finish floor or ground.

Boys Restroom #1

Finding: 15

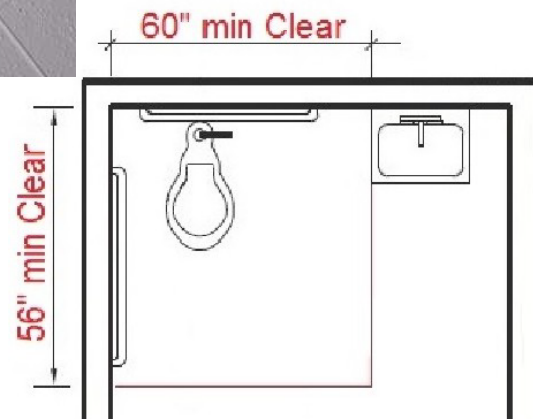
Budget Estimate: \$2,175.00

Recommendation:

Demo toilet compartment next to ADA compartment, patch floor, install new partition walls with and door to be on open side.

Barrier Priority:

3 (Moderate): Should be completed as soon as possible, but there may be other items that will provide greater access to persons with disabilities. (Includes findings that have a high financial impact on the entity in relationship to the degree of access provided).



As Built: The clear floor space around the toilet is obstructed by the partition wall. No fixtures are allowed in the clear floor space required for the toilet.

The required clearance around the water closet shall be permitted to overlap the water closet, associated grab bars, dispensers, sanitary napkin disposal units, coat hooks, shelves, accessible routes, clear floor space and clearances required at other fixtures, and the turning space. No other fixtures or obstructions shall be located within the required water closet clearance.

Citation: 2010 ADAS Section 604.3.2

The required clearance around the water closet shall be permitted to overlap the water closet, associated grab bars, dispensers, sanitary napkin disposal units, coat hooks, shelves, accessible routes, clear floor space and clearances required at other fixtures, and the turning space. No other fixtures or obstructions shall be located within the required water closet clearance.

Girls Restroom #1

Finding: 16

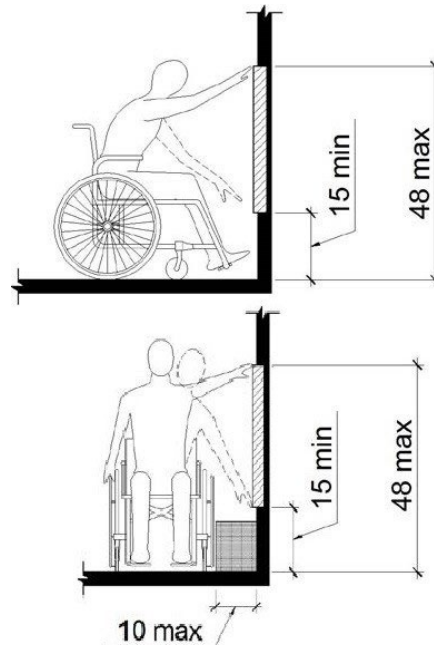
Budget Estimate: \$1,200.00

Recommendation:

Lower the paper towel dispenser to be 48" max AFF.

Barrier Priority:

3 (Moderate): Should be completed as soon as possible, but there may be other items that will provide greater access to persons with disabilities. (Includes findings that have a high financial impact on the entity in relationship to the degree of access provided).



As Built: The paper towel dispenser is positioned at 52" which is too high for either a side or front approach.

Where a clear floor or ground space allows a parallel approach to an element and the side reach is unobstructed, the high side reach shall be 48 inches maximum and the low side reach shall be 15 inches minimum above the finish floor or ground.

Where a forward reach is unobstructed, the high forward reach shall be 48 inches maximum and the low forward reach shall be 15 inches minimum above the finish floor or ground.

Citation: 2010 ADAS Section 308.1
Reach ranges shall comply with 308.

Girls Restroom #1

Finding: 17

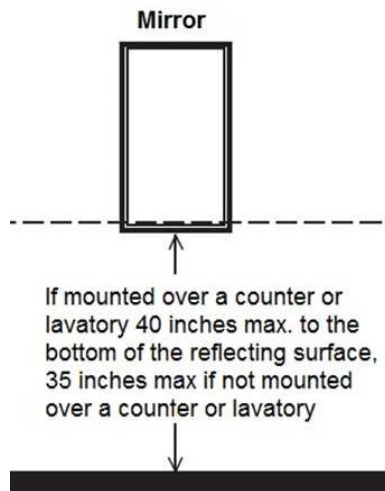
Budget Estimate: \$1,275.00

Recommendation:

Lower the mirror for reflecting surface to be 40" max AFF.

Barrier Priority:

4 (Low): Should be completed as soon as possible due to being a technical violation but may not result in providing greater access to persons with disabilities. (Includes findings that are technical violations but provide a moderate to low increase in accessibility compared to the financial impact on the entity).



As Built: The mirror is mounted at 51" AFF which is too high.

Mirrors must have the bottom edge of the reflecting surface a maximum of 40 inches above the floor if above a sink or counter. Mirrors not located above lavatories or countertops shall be installed with the bottom edge of the reflecting surface 35 inches maximum above the finish floor or ground.

Citation: 2010 ADAS Section 603.3

Mirrors located above lavatories or countertops shall be installed with the bottom edge of the reflecting surface 40 inches (1015 mm) maximum above the finish floor or ground. Mirrors not located above lavatories or countertops shall be installed with the bottom edge of the reflecting surface 35 inches (890 mm) maximum above the finish floor or ground.

Girls Restroom #1

Finding: 18

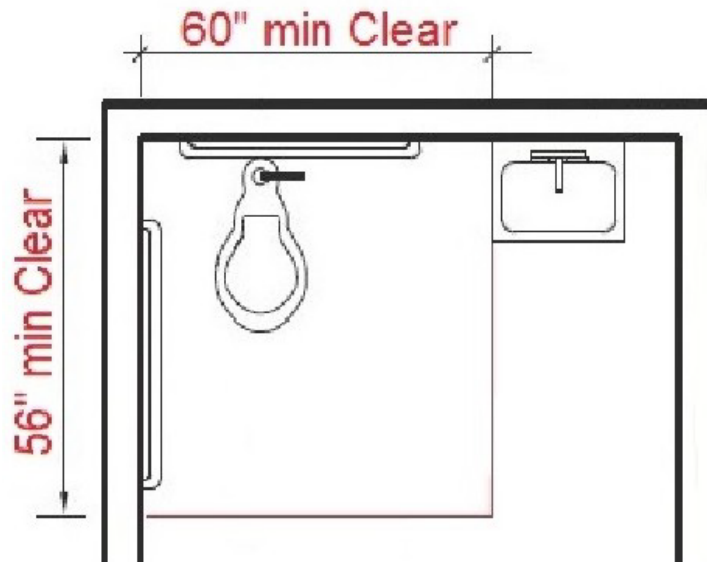
Budget Estimate: \$2,175.00

Recommendation:

Demo toilet compartment next to ADA compartment, patch and repair where water closet removed, install new partitions and door for ADA compartment.

Barrier Priority:

3 (Moderate): Should be completed as soon as possible, but there may be other items that will provide greater access to persons with disabilities. (Includes findings that have a high financial impact on the entity in relationship to the degree of access provided).



As Built: The clear floor space around the toilet is obstructed by the toilet partition. No fixtures are allowed in the clear floor space required for the toilet.

The required clearance around the water closet shall be permitted to overlap the water closet, associated grab bars, dispensers, sanitary napkin disposal units, coat hooks, shelves, accessible routes, clear floor space and clearances required at other fixtures, and the turning space. No other fixtures or obstructions shall be located within the required water closet clearance.

Citation: 2010 ADAS Section 604.3.2

The required clearance around the water closet shall be permitted to overlap the water closet, associated grab bars, dispensers, sanitary napkin disposal units, coat hooks, shelves, accessible routes, clear floor space and clearances required at other fixtures, and the turning space. No other fixtures or obstructions shall be located within the required water closet clearance.

Girls Restroom #2

Finding: 19

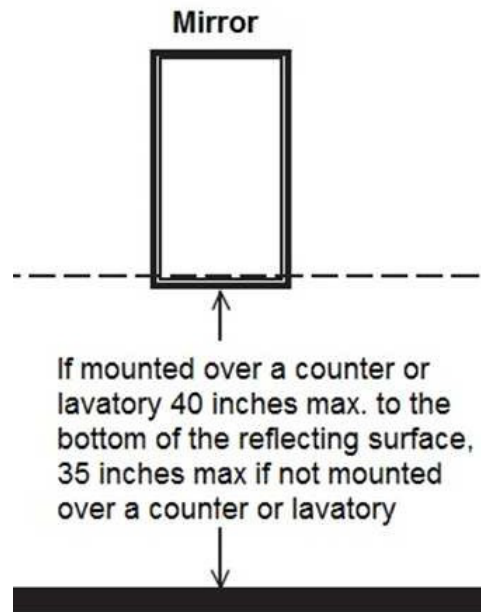
Budget Estimate: \$1,275.00

Recommendation:

Lower the mirror for reflecting surface to be 40" max AFF.

Barrier Priority:

3 (Moderate): Should be completed as soon as possible, but there may be other items that will provide greater access to persons with disabilities. (Includes findings that have a high financial impact on the entity in relationship to the degree of access provided).



As Built: The mirror is mounted too high.

Mirrors must have the bottom edge of the reflecting surface a maximum of 40 inches above the floor if above a sink or counter. Mirrors not located above lavatories or countertops shall be installed with the bottom edge of the reflecting surface 35 inches maximum above the finish floor or ground.

Citation: 2010 ADAS Section 603.3

Mirrors located above lavatories or countertops shall be installed with the bottom edge of the reflecting surface

40 inches (1015 mm) maximum above the finish floor or ground. Mirrors not located above lavatories or countertops shall be installed with the bottom edge of the reflecting surface 35 inches (890 mm) maximum above the finish floor or ground.

Girls Restroom #2

Finding: 20

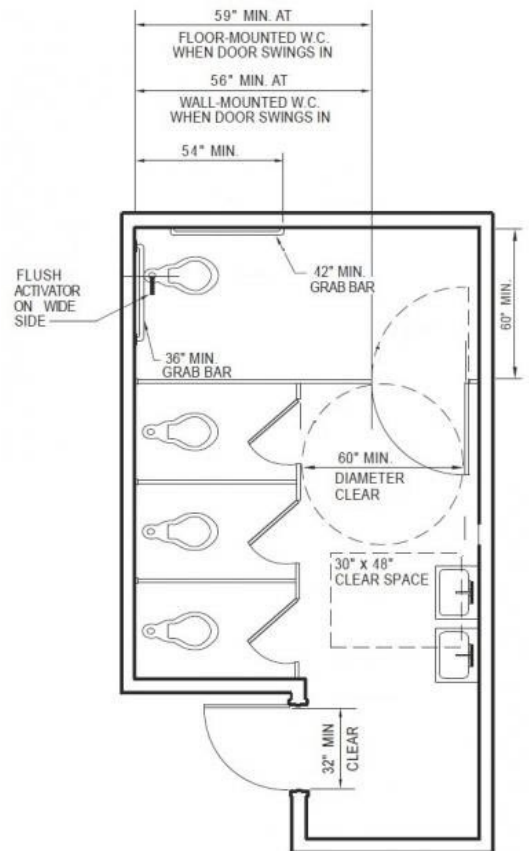
Budget Estimate: \$26,160.00

Recommendation:

Change the flush handle to open side, remove partition and door and reinstall with door on open side.

Barrier Priority:

3 (Moderate): Should be completed as soon as possible, but there may be other items that will provide greater access to persons with disabilities. (Includes findings that have a high financial impact on the entity in relationship to the degree of access provided).



As Built: Compartment door on wrong side, Flush handle on wrong side, side grab bar at 55.5" from wall. The stall does not have the required minimum clear floor space or maneuvering clearances for the toilet. Grab bars are missing and/or incorrectly installed, accessories, such as toilet seat covers, toilet paper holders, and garbage cans are either too high, without clear floor space or both.

Citation: 2010 ADAS Section 603.1

Toilet and bathing rooms shall comply with 603.

Girls Restroom #3

Finding: 21

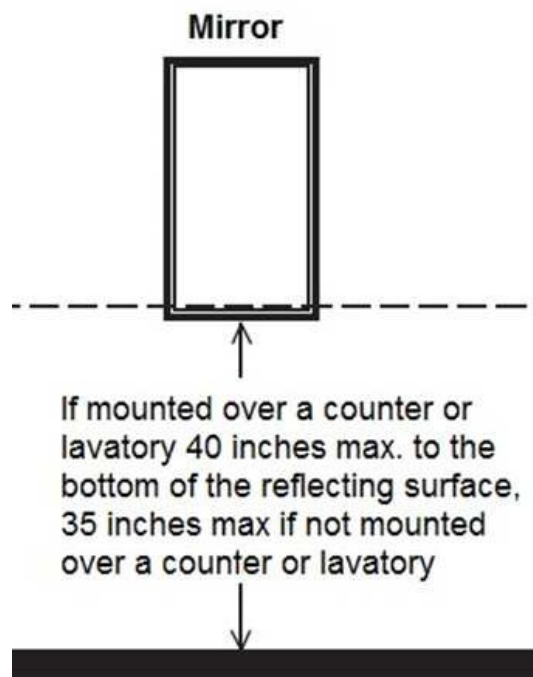
Budget Estimate: \$1,275.00

Recommendation:

Lower the mirror for reflecting surface to be 40" max AFF.

Barrier Priority:

4 (Low): Should be completed as soon as possible due to being a technical violation but may not result in providing greater access to persons with disabilities. (Includes findings that are technical violations but provide a moderate to low increase in accessibility compared to the financial impact on the entity).



As Built: The mirror is mounted at 51" AFF which is too high.

Mirrors must have the bottom edge of the reflecting surface a maximum of 40 inches above the floor if above a sink or counter. Mirrors not located above lavatories or countertops shall be installed with the bottom edge of the reflecting surface 35 inches maximum above the finish floor or ground.

Citation: 2010 ADAS Section 603.3

Mirrors located above lavatories or countertops shall be installed with the bottom edge of the reflecting surface

40 inches (1015 mm) maximum above the finish floor or ground. Mirrors not located above lavatories or countertops shall be installed with the bottom edge of the reflecting surface 35 inches (890 mm) maximum above the finish floor or ground.

Girls Restroom #3

Finding: 22

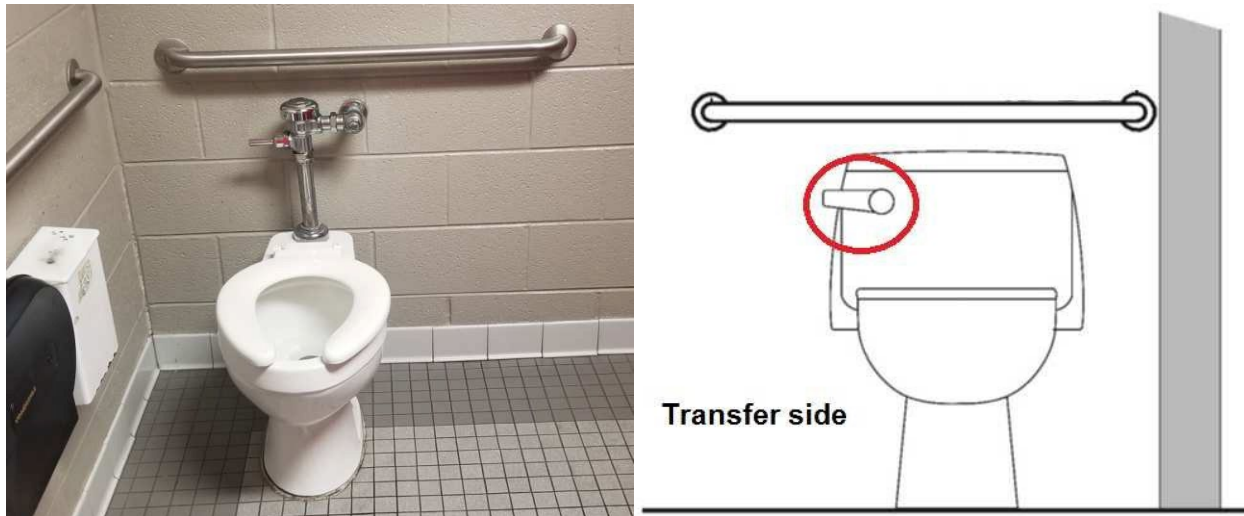
Budget Estimate: \$2,700.00

Recommendation:

Remove and reinstall flush hardware for handle to be on open side.

Barrier Priority:

3 (Moderate): Should be completed as soon as possible, but there may be other items that will provide greater access to persons with disabilities. (Includes findings that have a high financial impact on the entity in relationship to the degree of access provided).



As Built: The flush handle is located on the wrong side of the toilet.

Controls shall be operable with one hand and shall not require tight grasping, pinching or twisting. Controls for the flush valves shall be mounted on the wide side of toilet areas, no more than 48 inches above the floor.

Citation: 2010 ADAS Section 604.6

Flush controls shall be hand operated or automatic. Hand operated flush controls shall comply with 309.

Flush controls shall be located on the open side of the water closet except in ambulatory accessible compartments complying with 604.8.2.

Girls Restroom #3

Finding: 23

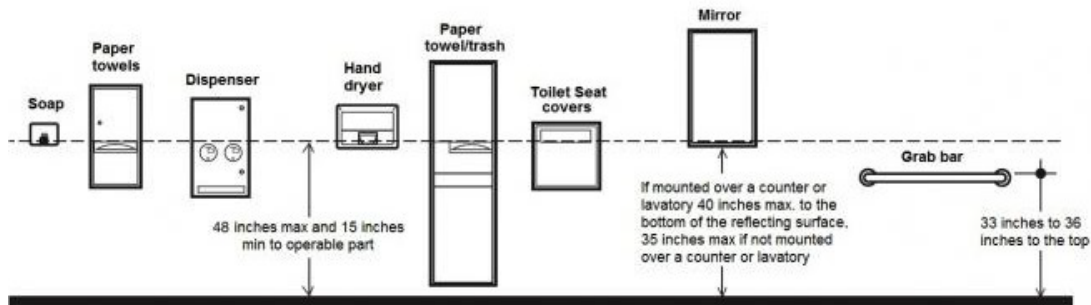
Budget Estimate: \$1,200.00

Recommendation:

Lower the paper towel dispenser for all operable to be 48" max AFF.

Barrier Priority:

3 (Moderate): Should be completed as soon as possible, but there may be other items that will provide greater access to persons with disabilities. (Includes findings that have a high financial impact on the entity in relationship to the degree of access provided).



As Built: The paper towel dispenser's operation mechanism is 49" high off the floor. Dispensers must have all operable parts a maximum of 48 inches above the floor.

Citation: 2010 ADAS Section 308.2.1

Where a forward reach is unobstructed, the high forward reach shall be 48 inches (1220 mm) maximum and the low forward reach shall be 15 inches (380 mm) minimum above the finish floor or ground.

Lab Room

Finding: 24

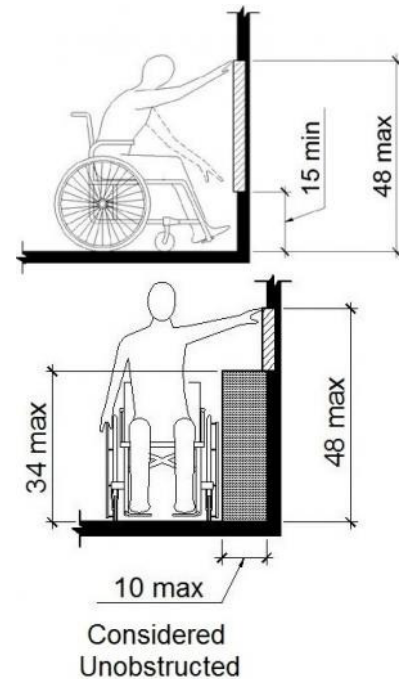
Budget Estimate: \$2,400.00

Recommendation:

Lower the shower handle to be 48" max AFF.

Barrier Priority:

3 (Moderate): Should be completed as soon as possible, but there may be other items that will provide greater access to persons with disabilities. (Includes findings that have a high financial impact on the entity in relationship to the degree of access provided).



As Built: The emergency shower handle is 52" high, which is not positioned correctly for either a side or front approach.

Where a clear floor or ground space allows a parallel or front approach and the side reach is unobstructed, the high side reach shall be 48 inches maximum above the finish floor or ground and the low side reach shall be 15 inches minimum above the finish floor or ground.

Citation:

2010 ADAS Section 308.2.1

Where a forward reach is unobstructed, the high forward reach shall be 48 inches (1220 mm) maximum and the low forward reach shall be 15 inches (380 mm) minimum above the finish floor or ground.

2010 ADAS Section 308.3.1

Where a clear floor or ground space allows a parallel approach to an element and the side reach is unobstructed, the high side reach shall be 48 inches (1220 mm) maximum and the low side reach shall be 15 inches (380 mm) minimum above the finish floor or ground.

Findings with No Area Description

Finding: 25

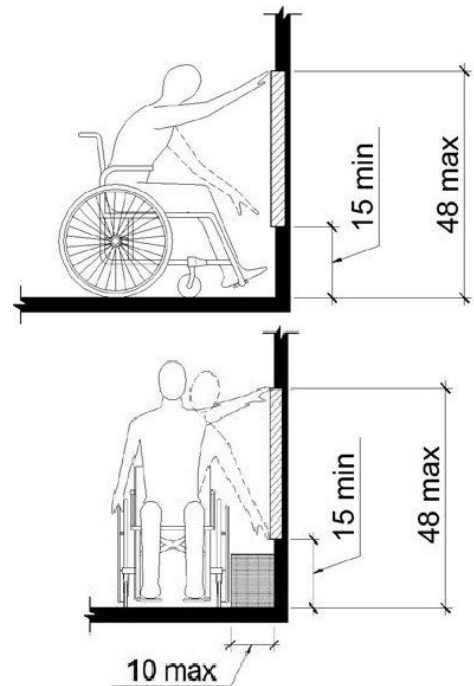
Budget Estimate: \$1,950.00

Recommendation:

Lower all thermostats for all operable components to be 48" max AFF.

Barrier Priority:

3 (Moderate): Should be completed as soon as possible, but there may be other items that will provide greater access to persons with disabilities. (Includes findings that have a high financial impact on the entity in relationship to the degree of access provided).



As Built: The thermostat is positioned at 48" AFF which is too high for either a side or front approach.

Where a clear floor or ground space allows a parallel approach to an element and the side reach is unobstructed, the high side reach shall be 48 inches maximum and the low side reach shall be 15 inches minimum above the finish floor or ground.

Where a forward reach is unobstructed, the high forward reach shall be 48 inches maximum and the low forward reach shall be 15 inches minimum above the finish floor or ground.

Citation: 2010 ADAS Section 308.1

Reach ranges shall comply with 308. Where a clear floor or ground space allows a parallel approach to an element and the side reach is unobstructed, the high side reach shall be 48 inches (1220 mm) maximum and the low side reach shall be 15 inches (380 mm) minimum above the finish floor or ground.

Civil Findings

Parking: Lat: 36.2782900000; Long: -88.7044200000

Finding: 1

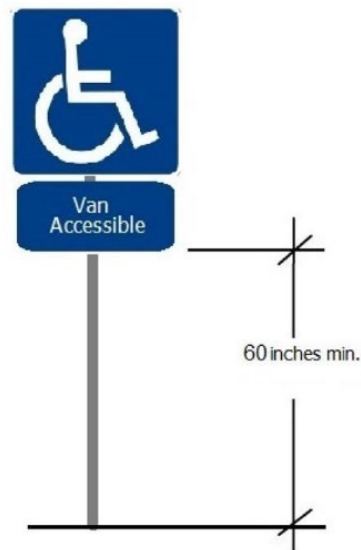
Budget Estimate: \$25.00

Recommendation:

Signs shall be 60 inches minimum above the finish floor or ground surface measured to the bottom of the sign.

Barrier Priority:

4 (Low): Should be completed as soon as possible due to being a technical violation but may not result in providing greater access to persons with disabilities. (Includes findings that are technically violations but provide a moderate to low increase in accessibility compared to the financial impact on the entity).



As Built: The parking sign is mounted too low.

Parking space identification signs shall include the International Symbol of Accessibility. Signs identifying van parking spaces shall contain the designation "van accessible."

Citation: 2010 ADAS Section 502.6

Parking space identification signs shall include the International Symbol of Accessibility complying with 703.7.2.1. Signs identifying van parking spaces shall contain the designation "van accessible." Signs shall be 60 inches (1525 mm) minimum above the finish floor or ground surface measured to the bottom of the sign.

Parking: Lat: 36.2782900000; Long: -88.7044200000

Finding: 2

Budget Estimate: \$50.00

Recommendation:

Provide signs and striping, including access aisles, for all accessible spaces, including one designated for vans.

Barrier Priority:

1 (High): Should be completed immediately. (Includes findings that have little or no cost, were in violation of the codes at the time of construction, or pose an imminent safety threat).



As Built: The striping and markings for the accessible parking stall, loading/unloading access aisle are dilapidated and in need of repair and/or maintenance.

(2) access aisles 5', (2) 8' parking spaces with missing or dilapidated striping. One space with a sign but no striping or access aisle.

Citation: 2010 ADAS Section 502.3.3

Access aisles shall be marked so as to discourage parking in them.

Sidewalk: Lat: 36.2782900000; Long: -88.7044200000

Finding: 3

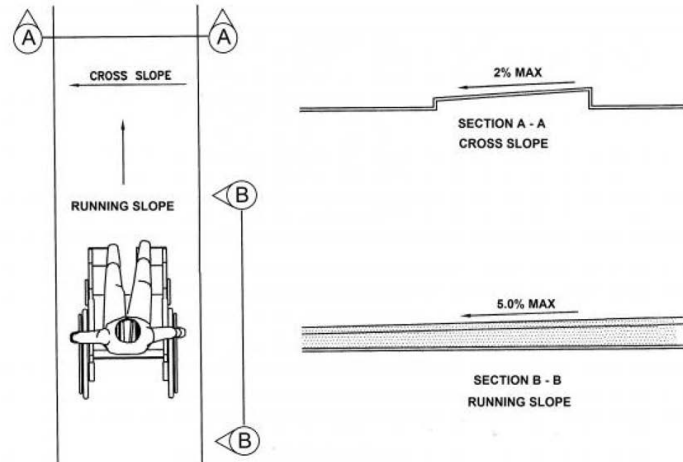
Budget Estimate: \$50.00

Recommendation:

There is no way to install sidewalk under 5% without use of ramps. This is not the main entrance. Install signage indicating direction to accessible entrance. If replacing sidewalk, install ramps with a 5' landing (less than 2%) at no more than 30' apart. Ramps must have handrail.

Barrier Priority:

4 (Low): Should be completed as soon as possible due to being a technical violation but may not result in providing greater access to persons with disabilities. (Includes findings that are technically violations but provide a moderate to low increase in accessibility compared to the financial impact on the entity).



As Built: The accessible route on the site contains running slopes at 8.6% which is greater than the 5% max and has not been constructed as a ramp (i.e. handrails, wheel guides, etc.).

When the slope in the direction of travel of any walk exceeds 1 unit vertical in 20 units horizontal (5-percent slope), it must be constructed as ramp. Surface cross slopes must not exceed one unit vertical in 48 units. Horizontal (2-percent slope).

Citation: 2010 ADAS Section 403.3

The running slope of walking surfaces shall not be steeper than 1:20. The cross slope of walking surfaces shall not be steeper than 1:48.

Teacher Parking: Lat: 36.2782900000; Long: -88.7044200000

Finding: 4

Budget Estimate: \$500.00

Recommendation:

Provide van accessible signage, update striping, install signs at 60".

Barrier Priority:

3 (Moderate): Should be completed as soon as possible, but there may be other items that will provide greater access to persons with disabilities. (Includes findings that have a high financial impact on the entity in relationship to the degree of access provided).



As Built: The striping and markings for the accessible parking stall, loading/unloading access aisle are dilapidated and in need of repair and/or maintenance.

There are 2 spaces with shared access aisle, one missing edge line, the signage is too low, striping is in poor condition. There is no van accessible sign.

Citation: 2010 ADAS Section 502.3.3

Access aisles shall be marked so as to discourage parking in them.

Teacher Parking: Lat: 36.2782900000; Long: -88.7044200000

Finding: 5

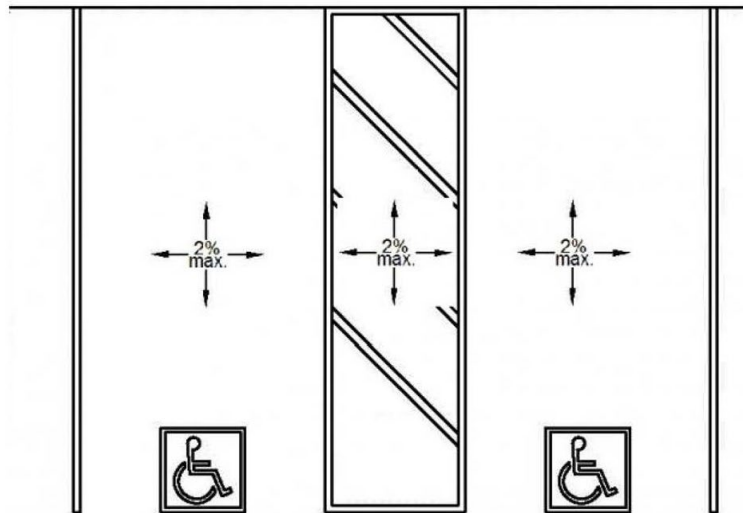
Budget Estimate: \$2,000.00

Recommendation:

Resurface the parking spaces and access aisle to provide less than 2% cross slope in all directions.

Barrier Priority:

2 (Important): Should be completed as soon as possible. (Includes findings that would remove barriers to the greatest number of people to your goods and services).



As Built: The cross slopes (narrow dimension) and/or running slopes (long dimension) of the accessible stall exceeds 2%. Both spaces and access aisle exceed 2%, varying up to 4.5%.

The running slope and the cross slope in an accessible parking stall and the access aisle must not exceed 2%.

Citation: 2010 ADAS Section 502.4

Parking spaces and access aisles serving them shall comply with 302. Access aisles shall be at the same level as the parking spaces they serve. Changes in level are not permitted.

Teacher Parking: Lat: 36.2784700000; Long: -88.7056500000

Finding: 6

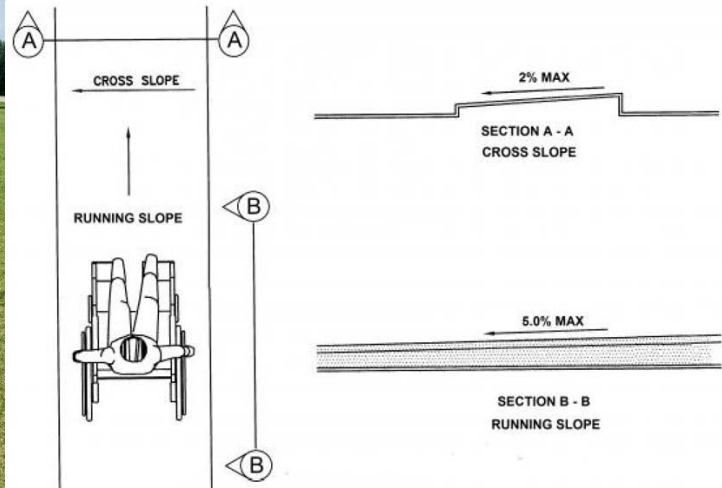
Budget Estimate: \$250.00

Recommendation:

Replace panels that are over 2%.

Barrier Priority:

4 (Low): Should be completed as soon as possible due to being a technical violation but may not result in providing greater access to persons with disabilities. (Includes findings that are technical violations but provide a moderate to low increase in accessibility compared to the financial impact on the entity).



As Built: Six 5' panels of sidewalk approaching entrance exceed 2%, varies up to 2.6%.

Surface cross slopes shall not exceed one unit vertical in 48 units horizontal (2-percent slope). When the slope in the direction of travel of any walk exceeds 1 unit vertical in 20 units horizontal (5-percent slope), it must be constructed as ramp.

Citation: 2010 ADAS Section 403.3

The running slope of walking surfaces shall not be steeper than 1:20. The cross slope of walking surfaces shall not be steeper than 1:48.

PROJECT & BUDGET RECOMMENDATIONS

FINDINGS & RECOMMENDATIONS – DRESDEN MIDDLE SCHOOL

The existing fire station has significant ADA compliance deficiencies. After discussion with the City, the decision was made to provide an accessible entryway and parking spaces with appropriate signage, to provide a compliant public restroom, and to lower thermostats and defibrillators. The remainder of the facility will remain as currently designed.

PRIORITY 1 (High)			
Estimated Cost	Location	Finding	Distress / Description / Recommendation
\$500.00	Total		
\$500.00	Parking	2	Provide signs and striping, including access aisles, for all accessible spaces, including one designated for vans.

PRIORITY 2 (Important)			
Estimated Cost	Location	Finding	Distress / Description / Recommendation
\$2,000.00	Total		
\$2,000.00	Teacher Parking Lot	5	Resurface the parking spaces and access aisle to provide less than 2% cross slope in all directions.

PRIORITY 3 (Moderate)			
Estimated Cost	Location	Finding	Distress / Description / Recommendation
\$77,195.00	Total		
\$1,200.00	Girl's Locker Room	3	Install new drainpipe insulation.
\$3,300.00	Girl's Locker Room Restrooms	4	Lower the lavatory for rim height to be 34".
\$26,160.00	Girl's Locker Room Restrooms	5	Further design required to accommodate ADA compartment.
\$1,200.00	Kitchen	8	Lower the paper towel dispenser for all operable components to be 48" AFF max.
\$1,200.00	Kitchen	9	Lower paper towel dispenser for all operable components to be 48" max AFF.

PRIORITY 3 (Moderate)			
\$1,275.00	Kitchen Staff Toilet	10	Reinstall the Grab Bar to extend 54".
\$1,200.00	Corridor	13	Lower the Defibrillator for handle to be max 48" AFF.
\$2,175.00	Boys Restroom #1	15	Demo toilet compartment next to ADA compartment, patch floor, install new partition walls with and door to be on open side.
\$1,200.00	Girls Restroom #1	16	Lower the paper towel dispenser to be 48" max AFF.
\$2,175.00	Girls Restroom #1	18	Demo toilet compartment next to ADA compartment, patch and repair where water closet removed, install new partitions and door for ADA compartment.
\$1,200.00	Girls Restroom #1	19	Lower the mirror for reflecting surface to be 40" max AFF.
\$26,160.00	Girls Restroom #2	20	Change the flush handle to open side, remove partition and door and reinstall with door on open side.
\$2,700.00	Girls Restroom #3	22	Remove and reinstall flush hardware for handle to be on open side.
\$1,200.00	Girls Restroom #3	23	Lower the paper towel dispenser for all operable to be 48" max AFF.
\$2,400.00	Lab Room	24	Lower the shower handle to be 48" max AFF.
\$1,950.00	No Area Description	25	Lower all thermostats for all operable components to be 48" max AFF
\$500.00	Teacher Parking Lot	4	Provide van accessible signage, update striping, install signs at 60".

PRIORITY 4 (Low)			
Estimated Cost	Location	Finding	Distress / Description / Recommendation
\$48,715.00	Total		
\$26,160.00	Boy's Locker Room	1	Remove partition wall on the right side along with water closet on next compartment and cancel plumbing to water closet, reinstall water closet in ADA stall to comply with dimensions, grab bar.
\$1,275.00	Boy's Locker Room	2	Lower the mirror for reflecting to be 40" AFF.
\$1,200.00	Girl's Locker Room Restrooms	6	Install new drainpipe insulation.

\$1,200.00	Kitchen	7	Lower the paper towel dispenser for all operable components to be 48" AFF max.
\$5,700.00	Kitchen Staff Toilet	11	Reinstall toilet to be 16-18" from wall.
\$9,255.00	Concessions	12	Remove sink transition counter and install wall mounted counter at 34" AFF max with required knee clearance.
\$1,200.00	Boys Restroom #1	14	Lower the mirror for reflecting surface to be 48" max AFF
\$1,200.00	Girls Restroom #1	17	Lower the mirror for reflecting surface to be 40" max AFF.
\$1,200.00	Girls Restroom #3	21	Lower the mirror for reflecting surface to be 40" max AFF.
\$25.00	Parking	1	Signs shall be 60 inches minimum above the finish floor or ground surface measured to the bottom of the sign.
\$50.00	Sidewalk	3	There is no way to install sidewalk under 5% without use of ramps. This is not the main entrance. Install signage indicating direction to accessible entrance. If replacing sidewalk, install ramps with a 5' landing (less than 2%) at no more than 30' apart. Ramps must have handrail.
\$250.00	Teacher Parking Lot	6	Replace panels that are over 2%.

Dresden Elementary School

759 Linden St., Dresden, TN 38225



Architectural Findings

Library

Finding: 1

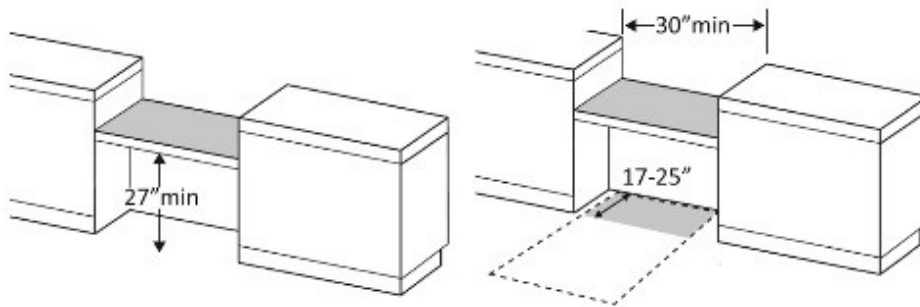

Budget Estimate: \$18,187.50

Recommendation:

Modify or Integrate ADA accessible service counter.

Barrier Priority:

3 (Moderate): Should be completed as soon as possible, but there may be other items that will provide greater access to persons with disabilities. (Includes findings that have a high financial impact on the entity in relationship to the degree of access provided).



As Built: The transaction counter provides for only a front approach.

Transaction counters shall be 28 to 36 inches high and a minimum of 30 inches wide and must extend the same depth as the sales or service countertop. Knee and toe space must be a minimum of 27 inches tall, 30 inches wide, and 17 inches deep.

Citation: 2010 ADAS Section 904.4.2

A portion of the counter surface that is 30 inches (760 mm) long minimum and 36 inches (915 mm) high maximum shall be provided. Knee and toe space complying with 306 shall be provided under the counter. A clear floor or ground space complying with 305 shall be positioned for a forward approach to the counter.

Lobby

Finding: 2

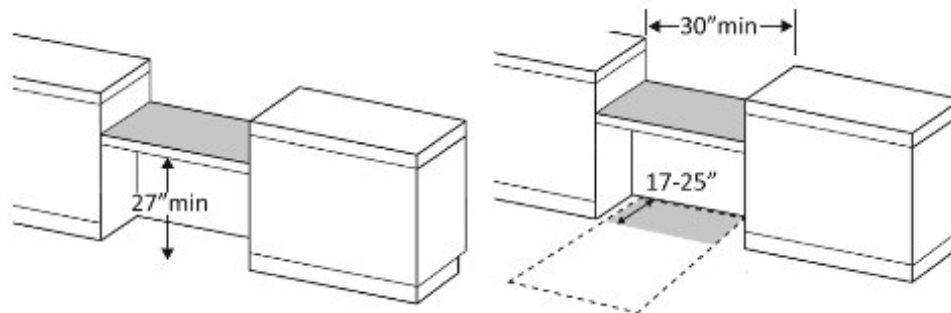
Budget Estimate: \$9,255.00

Recommendation:

Modify and lower a 3' section to provide height required and knee clearance requirements.

Barrier Priority:

3 (Moderate): Should be completed as soon as possible, but there may be other items that will provide greater access to persons with disabilities. (Includes findings that have a high financial impact on the entity in relationship to the degree of access provided).



As Built: The transaction counter is 42" to the top of the counter and provides for only a front approach.

Transaction counters shall be 28 to 36 inches high and a minimum of 30 inches wide and must extend the same depth as the sales or service countertop. Knee and toe space must be a minimum of 27 inches tall, 30 inches wide, and 17 inches deep.

Citation: 2010 ADAS Section 904.4.2

A portion of the counter surface that is 30 inches (760 mm) long minimum and 36 inches (915 mm) high maximum shall be provided. Knee and toe space complying with 306 shall be provided under the counter. A clear floor or ground space complying with 305 shall be positioned for a forward approach to the counter.

Lobby

Finding: 3

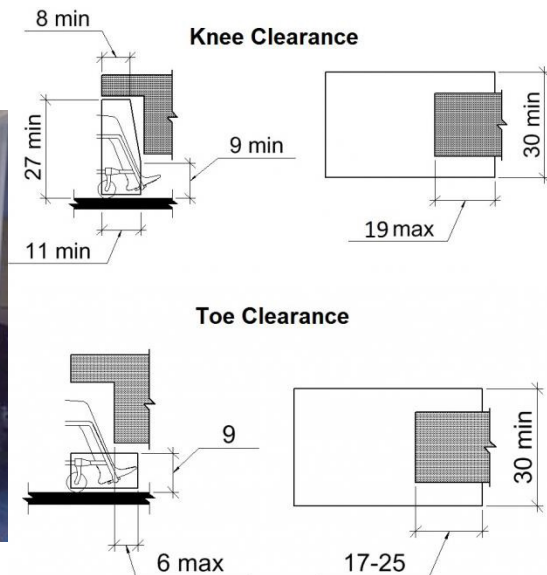
Budget Estimate: \$18,187.50

Recommendation:

Modify or rebuild a 3' section to provide knee clearance.

Barrier Priority:

3 (Moderate): Should be completed as soon as possible, but there may be other items that will provide greater access to persons with disabilities. (Includes findings that have a high financial impact on the entity in relationship to the degree of access provided).



As Built: Compliant knee and/or toe space is not provided.

Space under an element between the finish floor or ground and 9 inches above the finish floor or ground shall be considered toe clearance. Toe clearance shall extend 25 inches maximum and 17 inches minimum under an element. Space extending greater than 6 inches beyond the available knee clearance at 9 inches above the finish floor or ground shall not be considered toe clearance. Toe clearance shall be 30 inches wide minimum.

Citation: 2010 ADAS Section 306.1

Where space beneath an element is included as part of clear floor or ground space or turning space, the space shall comply with 306. Additional space shall not be prohibited beneath an element but shall not be considered as part of the clear floor or ground space or turning space.

Lobby

Finding: 4

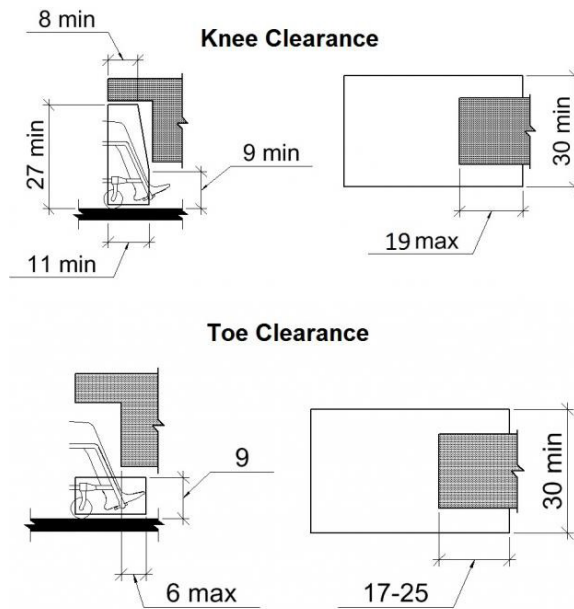
Budget Estimate: \$18,187.50

Recommendation:

Modify desk to be ADA capable with 27" knee height clearance requirement.

Barrier Priority:

3 (Moderate): Should be completed as soon as possible, but there may be other items that will provide greater access to persons with disabilities. (Includes findings that have a high financial impact on the entity in relationship to the degree of access provided).



As Built: Compliant knee and/or toe space is not provided.

Space under an element between the finish floor or ground and 9 inches above the finish floor or ground shall be considered toe clearance. Toe clearance shall extend 25 inches maximum and 17 inches minimum under an element. Space extending greater than 6 inches beyond the available knee clearance at 9 inches above the finish floor or ground shall not be considered toe clearance. Toe clearance shall be 30 inches wide minimum.

Citation: 2010 ADAS Section 306.1

Where space beneath an element is included as part of clear floor or ground space or turning space, the space shall comply with 306. Additional space shall not be prohibited beneath an element but shall not be considered as part of the clear floor or ground space or turning space.

Corridor

Finding: 5

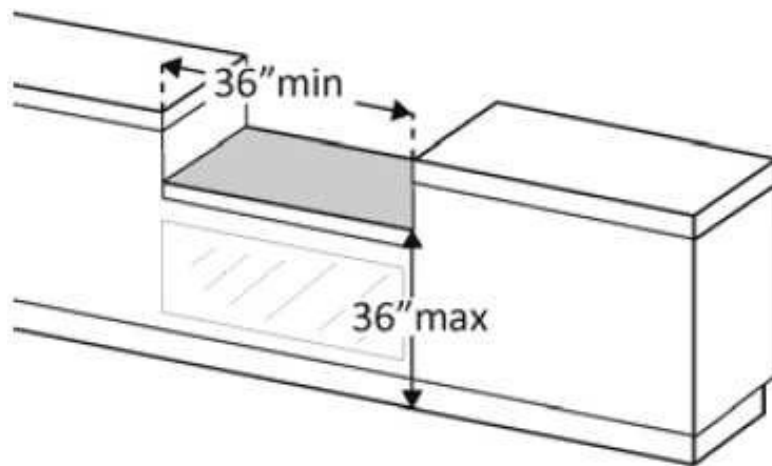
Budget Estimate: \$18,187.50

Recommendation:

Modify or Integrate ADA accessible service counter.

Barrier Priority:

3 (Moderate): Should be completed as soon as possible, but there may be other items that will provide greater access to persons with disabilities. (Includes findings that have a high financial impact on the entity in relationship to the degree of access provided).



As Built: The transaction counter is too high.

A portion of the counter surface that is 36 inches long minimum and 36 inches high maximum above the finish floor shall be provided. Knee and toe space must be provided for a forward approach. A 30 inch by 48 inch clear floor space on an accessible route must be provided for either a forward or parallel approach.

Citation: 2010 ADAS Section 904.4.2

A portion of the counter surface that is 30 inches (760 mm) long minimum and 36 inches (915 mm) high maximum shall be provided. Knee and toe space complying with 306 shall be provided under the counter. A clear floor or ground space complying with 305 shall be positioned for a forward approach to the counter.

2010 ADAS Section 904.4.1

A portion of the counter surface that is 36 inches (915 mm) long minimum and 36 inches (915 mm) high maximum above the finish floor shall be provided. A clear floor or ground space complying with 305 shall be positioned for a parallel approach adjacent to the 36 inch (915 mm) minimum length of counter.

Corridor

Finding: 6

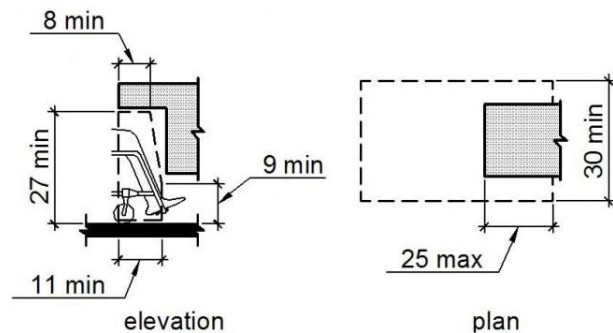
Budget Estimate: \$18,187.50

Recommendation:

Remove and install wall mounted counter at 34" AFF max with required knee clearance.

Barrier Priority:

3 (Moderate): Should be completed as soon as possible, but there may be other items that will provide greater access to persons with disabilities. (Includes findings that have a high financial impact on the entity in relationship to the degree of access provided).



As Built: The knee clearance is not compliant.

The knee clearance shall be 11 inches deep minimum at 9 inches above the finish floor or ground, and 8 inches deep minimum at 27 inches above the finish floor or ground and 30 inches wide minimum.

Citation: 2010 ADAS Section 306.3.3

Where knee clearance is required under an element as part of a clear floor space, the knee clearance shall be 11 inches (280 mm) deep minimum at 9 inches (230 mm) above the finish floor or ground, and 8 inches (205 mm) deep minimum at 27 inches (685 mm) above the finish floor or ground.

Corridor

Finding: 7

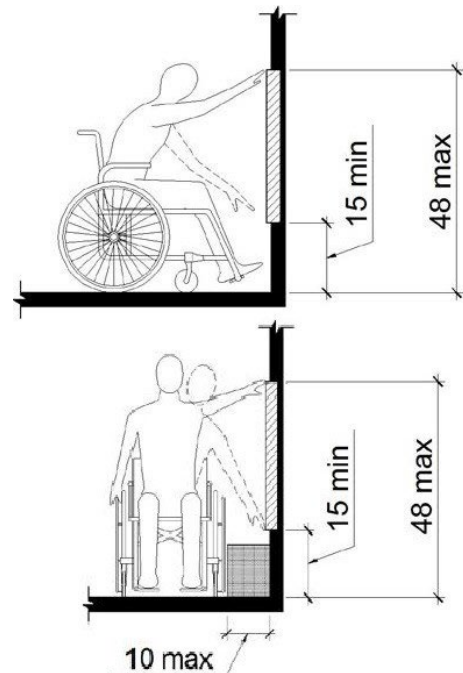
Budget Estimate: \$3,900.00

Recommendation:

Lower alarm keypad for all buttons to be 48" max AFF.

Barrier Priority:

3 (Moderate): Should be completed as soon as possible, but there may be other items that will provide greater access to persons with disabilities. (Includes findings that have a high financial impact on the entity in relationship to the degree of access provided).



As Built: The alarm keypad is positioned too high for either a side or front approach.

Where a clear floor or ground space allows a parallel approach to an element and the side reach is unobstructed, the high side reach shall be 48 inches maximum and the low side reach shall be 15 inches minimum above the finish floor or ground.

Where a forward reach is unobstructed, the high forward reach shall be 48 inches maximum and the low forward reach shall be 15 inches minimum above the finish floor or ground.

Citation: 2010 ADAS Section 308.1
Reach ranges shall comply with 308.

Corridor

Finding: 8

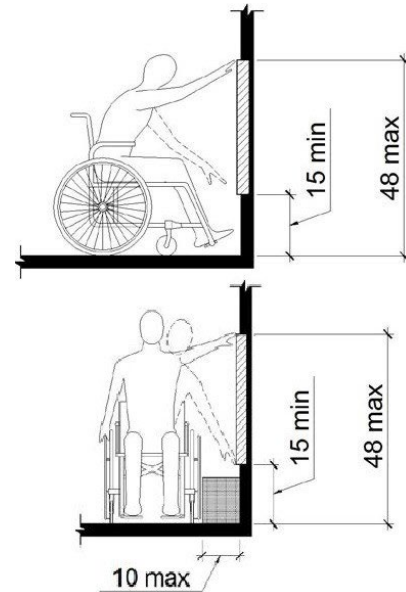
Budget Estimate: \$1,200.00

Recommendation:

Lower fire extinguisher for handle to be 48" max AFF.

Barrier Priority:

3 (Moderate): Should be completed as soon as possible, but there may be other items that will provide greater access to persons with disabilities. (Includes findings that have a high financial impact on the entity in relationship to the degree of access provided).



As Built: The Fire extinguisher is positioned at 54" AFF, which is too high for either a side or front approach.

Where a clear floor or ground space allows a parallel approach to an element and the side reach is unobstructed, the high side reach shall be 48 inches maximum and the low side reach shall be 15 inches minimum above the finish floor or ground.

Where a forward reach is unobstructed, the high forward reach shall be 48 inches maximum and the low forward reach shall be 15 inches minimum above the finish floor or ground.

Citation: 2010 ADAS Section 308.1
Reach ranges shall comply with 308.

Corridor

Finding: 9


Budget Estimate: \$20,725.00

Recommendation:

Further design required to accommodate proper alcove depth and drinking fountain clearances.

Barrier Priority:

3 (Moderate): Should be completed as soon as possible, but there may be other items that will provide greater access to persons with disabilities. (Includes findings that have a high financial impact on the entity in relationship to the degree of access provided).



As Built: The drinking fountain 8" deep and at 28" for knee clearance, which is not accessible.

Drinking fountains must be on an accessible route. An accessible route of travel is 36 inches wide minimum and provides a 30 inch by 48 inch clear floor space centered on the unit that allows a forward approach to the drinking fountain.

At "hi-low" type fountains, the centerline of the 30 inch by 48 inch clear floor space must be centered on the "low" fountain. Spout outlets of drinking fountains for standing persons shall be 38 inches minimum and 43 inches maximum above the finish floor or ground.

All drinking fountains shall be located completely within alcoves, positioned completely between wing walls, or otherwise positioned so as not to encroach into pedestrian ways. An alcove must not be less than 32 inches in width and 18 inches in depth. Wing walls must project out from the supporting wall at least as far as the drinking fountain.

Citation: 2010 ADAS Section 403.5.1

Except as provided in 403.5.2 and 403.5.3, the clear width of walking surfaces shall be 36 inches (915 mm) minimum.

2010 ADAS Section 602.1

Drinking fountains shall comply with 307 and 602.

Corridor

Finding: 10

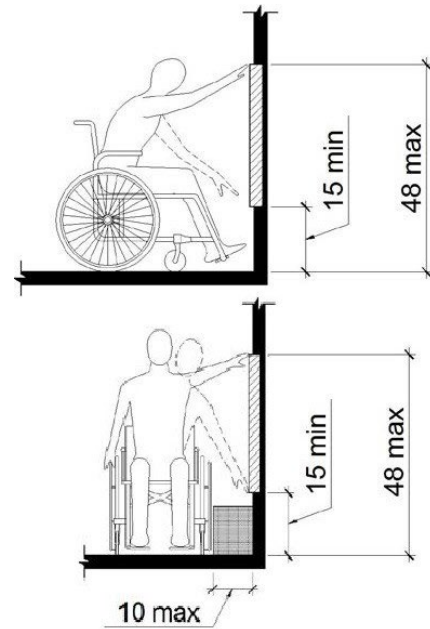
Budget Estimate: \$1,200.00

Recommendation:

Lower Defibrillator for handle to be 48" max AFF.

Barrier Priority:

3 (Moderate): Should be completed as soon as possible, but there may be other items that will provide greater access to persons with disabilities. (Includes findings that have a high financial impact on the entity in relationship to the degree of access provided).



As Built: The Defibrillator is positioned at 55" AFF, which is too high for either a side or front approach.

Where a clear floor or ground space allows a parallel approach to an element and the side reach is unobstructed, the high side reach shall be 48 inches maximum and the low side reach shall be 15 inches minimum above the finish floor or ground.

Where a forward reach is unobstructed, the high forward reach shall be 48 inches maximum and the low forward reach shall be 15 inches minimum above the finish floor or ground.

Citation: 2010 ADAS Section 308.1
Reach ranges shall comply with 308.

Corridor

Finding: 11

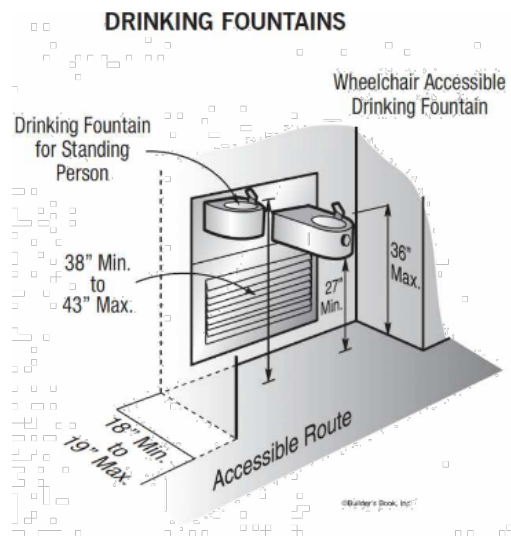

Budget Estimate: \$20,725.00

Recommendation:

Further design required to accommodate required depth alcove. One drinking fountain is to be max. 36" AFF.

Barrier Priority:

3 (Moderate): Should be completed as soon as possible, but there may be other items that will provide greater access to persons with disabilities. (Includes findings that have a high financial impact on the entity in relationship to the degree of access provided).



As Built: The drinking fountain alcove is not provided. The fountain is at 40". Drinking fountains must be on an accessible route. An accessible route of travel is 36 inches wide minimum and provides a 30 inch by 48 inch clear floor space centered on the unit that allows a forward approach to the drinking fountain.

At "hi-low" type fountains, the centerline of the 30 inch by 48 inch clear floor space must be centered on the "low" fountain. Spout outlets of drinking fountains for standing persons shall be 38 inches minimum and 43 inches maximum above the finish floor or ground. All drinking fountains shall be located completely within alcoves, positioned completely between wing walls, or otherwise positioned so as not to encroach into pedestrian ways. An alcove must not be less than 32 inches in width and 18 inches in depth. Wing walls must project out from the supporting wall at least as far as the drinking fountain.

Citation: 2010 ADAS Section 403.5.1

Except as provided in 403.5.2 and 403.5.3, the clear width of walking surfaces shall be 36 inches (915 mm) minimum.

2010 ADAS Section 602.1

Drinking fountains shall comply with 307 and 602.

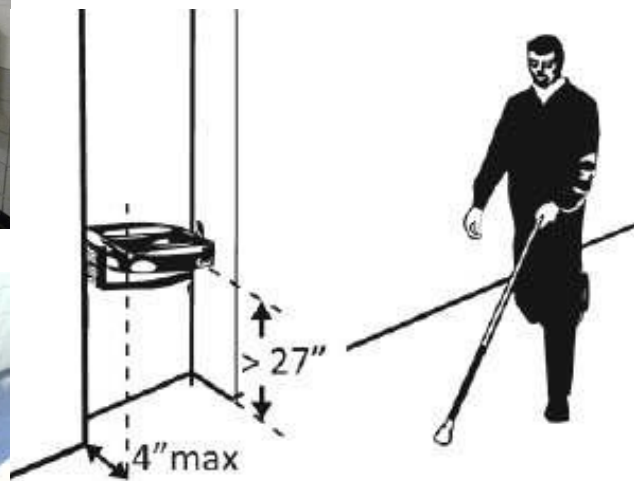

Corridor

Finding: 12

Budget Estimate: \$20,725.00

Recommendation: Further design required to accommodate required depth alcove.

Barrier Priority: 3 (Moderate): Should be completed as soon as possible, but there may be other items that will provide greater access to persons with disabilities. (Includes findings that have a high financial impact on the entity in relationship to the degree of access provided)



As Built: The drinking fountain projects from the wall into the pedestrian way with its leading edge above 27 inches from the floor.

Objects may protrude no more than 4 inches into walks, halls, corridors, passageways or aisles when located between 27 and 80 inches above the floor. All drinking fountains shall be located completely within alcoves, positioned completely between wing walls, or otherwise positioned so as not to encroach into pedestrian ways. The alcove must not be less than 32 inches in width and 18 inches in depth. Wing walls must project out from the supporting wall at least as far as the drinking fountain.

Citation: 2010 ADAS Section 307.2

Objects with leading edges more than 27 inches (685 mm) and not more than 80 inches (2030 mm) above the finish floor or ground shall protrude 4 inches (100 mm) maximum horizontally into the circulation path.

Corridor

Finding: 13

Budget Estimate: \$20,725.00

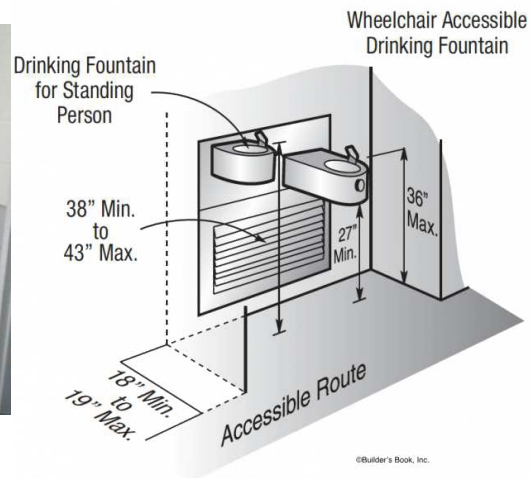
Recommendation:

Further design required to accommodate alcove depths.

Barrier Priority:

4 (Low): Should be completed as soon as possible due to being a technical violation but may not result in providing greater access to persons with disabilities. (Includes findings that are technically violations but provide a moderate to low increase in accessibility compared to the financial impact on the entity).

DRINKING FOUNTAINS



As Built: The drinking fountain is not accessible.

Drinking fountains must be on an accessible route. An accessible route of travel is 36 inches wide minimum and provides a 30 inch by 48 inch clear floor space centered on the unit that allows a forward approach to the drinking fountain.

At "hi-low" type fountains, the centerline of the 30 inch by 48 inch clear floor space must be centered on the "low" fountain. Spout outlets of drinking fountains for standing persons shall be 38 inches minimum and 43 inches maximum above the finish floor or ground.

Citation: 2010 ADAS Section 403.5.1

Except as provided in 403.5.2 and 403.5.3, the clear width of walking surfaces shall be 36 inches (915 mm) minimum.

2010 ADAS Section 602.1

Drinking fountains shall comply with 307 and 602.

First Aid Toilet

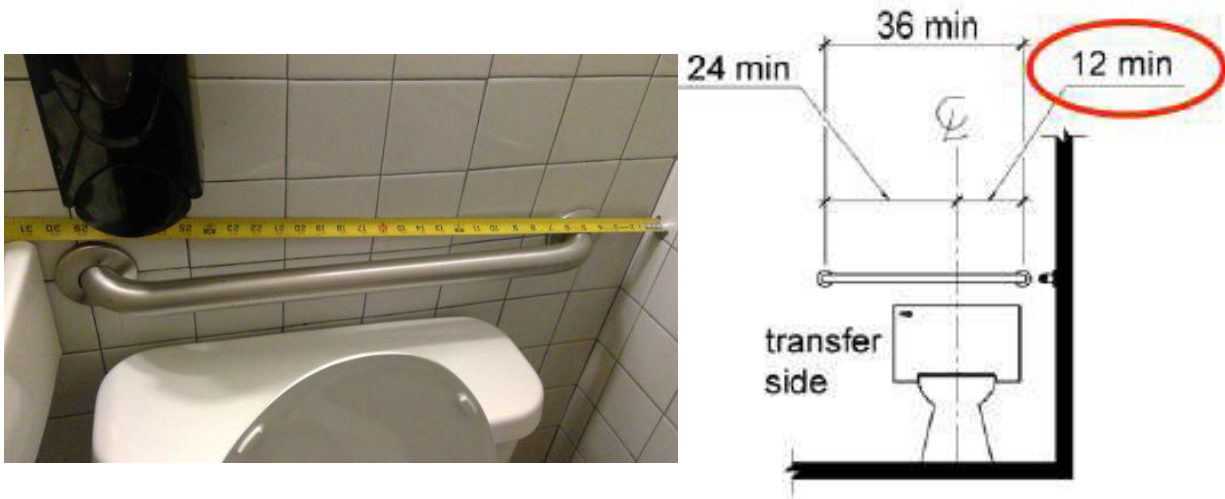
Finding: 14

Budget Estimate: \$1,275.00

Recommendation:

Further design required to accommodate proper grab bar lengths and toilet clearances.

Barrier Priority: 3 (Moderate): Should be completed as soon as possible, but there may be other items that will provide greater access to persons with disabilities. (Includes findings that have a high financial impact on the entity in relationship to the degree of access provided).



As Built: The rear grab bar does not extend adequately past the centerline of the toilet on the wall side.

The rear grab bar must be a minimum of 36 inches long and extend from the centerline of the toilet 12 inches minimum on one side and 24 inches minimum on the other side.

Grab bars shall be installed in a horizontal position, 33 inches minimum and 36 inches maximum above the finish floor measured to the top of the gripping surface and the space between the grab bar and the top of the tank shall be 1-1/2 inches minimum.

Citation: 2010 ADAS Section 604.5.2

The rear wall grab bar shall be 36 inches (915 mm) long minimum and extend from the centerline of the water closet 12 inches (305 mm) minimum on one side and 24 inches (610 mm) minimum on the other side.

First Aid Toilet

Finding: 15

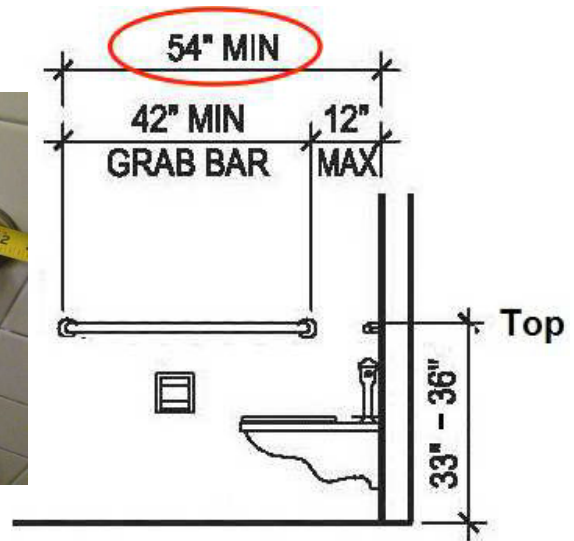
Budget Estimate: \$1,275.00

Recommendation:

Install new 42" side grab bar to extend 54" from wall.

Barrier Priority:

3 (Moderate): Should be completed as soon as possible, but there may be other items that will provide greater access to persons with disabilities. (Includes findings that have a high financial impact on the entity in relationship to the degree of access provided).



As Built: The side grab bar only extends 52" from the rear wall.

The side grab bar must extend at least 54 inches minimum beyond the rear wall and start a maximum of 12 inches from the rear wall. A 42 inch grab bar installed the maximum distance from the rear wall (12 inches) will leave the leading end 54 inches from the rear wall.

Grab bars shall be installed in a horizontal position, 33 inches minimum and 36 inches maximum above the finish floor measured to the top of the gripping surface.

Citation: 2010 ADAS Section 604.5.1

The side wall grab bar shall be 42 inches (1065 mm) long minimum, located 12 inches (3

First Aid Toilet

Finding: 16

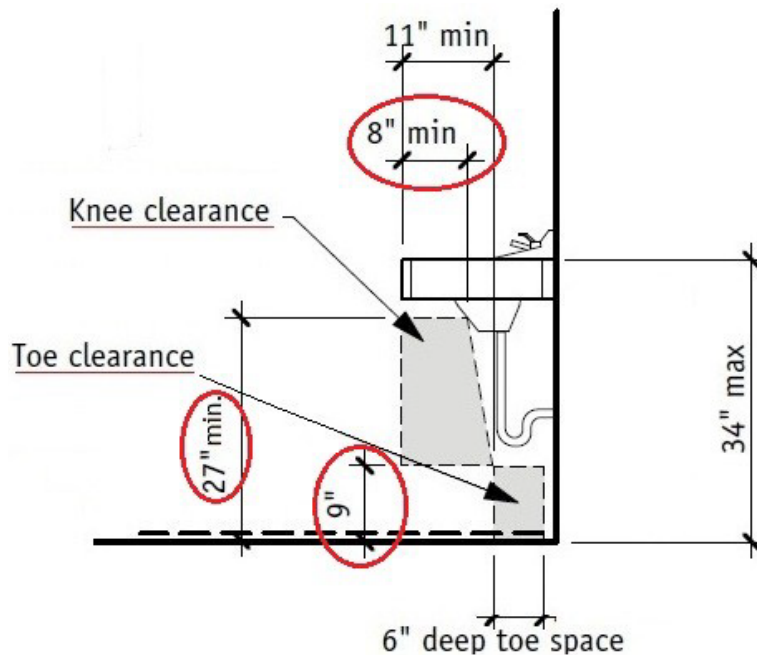
Budget Estimate: \$3,300.00

Recommendation:

Lower lavatory for apron to be 34" AFF.

Barrier Priority:

3 (Moderate): Should be completed as soon as possible, but there may be other items that will provide greater access to persons with disabilities. (Includes findings that have a high financial impact on the entity in relationship to the degree of access provided).



As Built: The apron at the sink projects at 35" AFF, which is too low to the floor.

The vertical clearance measured from the bottom of the apron or the outside bottom edge of the lavatory must be 27 inches at a point located 8 inches back from the front edge.

Citation: 2010 ADAS Section 306.3.1

Space under an element between 9 inches (230 mm) and 27 inches (685 mm) above the finish floor or ground shall be considered knee clearance and shall comply with 306.3.05 mm) maximum from the rear wall and extending 54 inches (1370 mm) minimum from the rear wall.

First Aid Toilet

Finding: 17

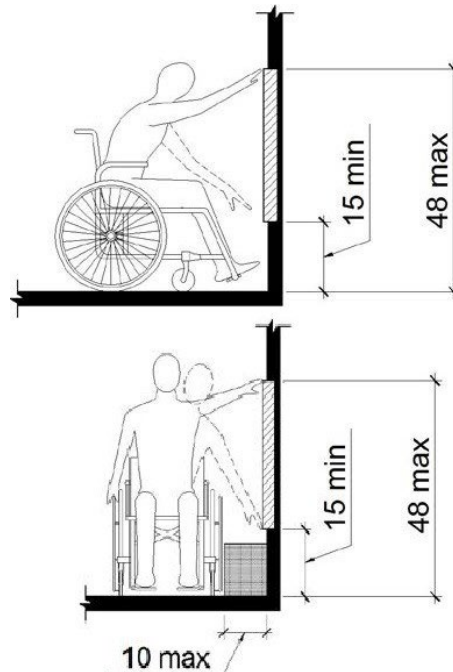
Budget Estimate: \$1,200.00

Recommendation:

Lower paper towel dispenser for all operable components to be 48" max AFF.

Barrier Priority:

3 (Moderate): Should be completed as soon as possible, but there may be other items that will provide greater access to persons with disabilities. (Includes findings that have a high financial impact on the entity in relationship to the degree of access provided).



As Built: The Paper towel Dispenser is positioned at 68" AFF which is too high for either a side or front approach.

Where a clear floor or ground space allows a parallel approach to an element and the side reach is unobstructed, the high side reach shall be 48 inches maximum and the low side reach shall be 15 inches minimum above the finish floor or ground.

Where a forward reach is unobstructed, the high forward reach shall be 48 inches maximum and the low forward reach shall be 15 inches minimum above the finish floor or ground.

Citation: 2010 ADAS Section 308.1
Reach ranges shall comply with 308.

Men's Staff Restroom

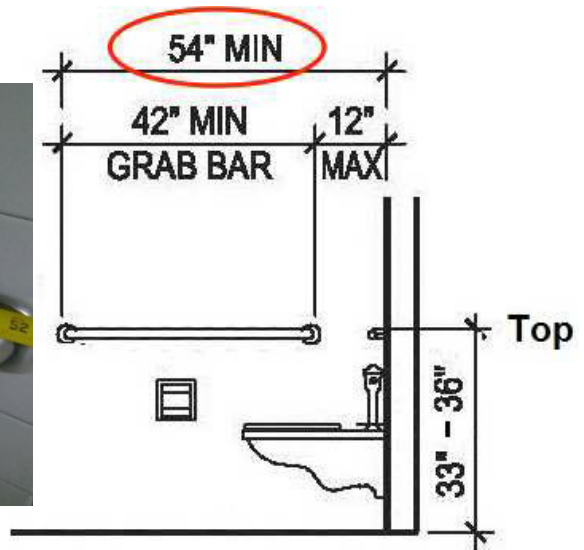
Finding: 18

Budget Estimate: \$1,275.00

Recommendation:

Move Grab bar for end to be 54" from wall.

Barrier Priority: 3 (Moderate): Should be completed as soon as possible, but there may be other items that will provide greater access to persons with disabilities. (Includes findings that have a high financial impact on the entity in relationship to the degree of access provided).



As Built: The side grab bar does not extend far enough from the rear wall.

The side grab bar must extend at least 54 inches minimum beyond the rear wall and start a maximum of 12 inches from the rear wall. A 42 inch grab bar installed the maximum distance from the rear wall (12 inches) will leave the leading end 54 inches from the rear wall.

Grab bars shall be installed in a horizontal position, 33 inches minimum and 36 inches maximum above the finish floor measured to the top of the gripping surface.

Citation: 2010 ADAS Section 604.5.1

The side wall grab bar shall be 42 inches (1065 mm) long minimum, located 12 inches (305 mm) maximum from the rear wall and extending 54 inches (1370 mm) minimum from the rear wall.

Men's Staff Restroom

Finding: 19

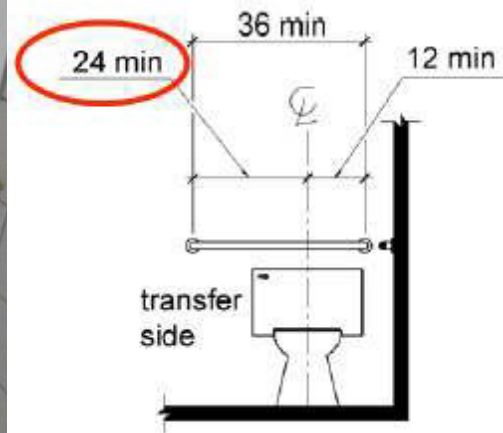
Budget Estimate: \$1,275.00

Recommendation:

Install new rear grab bar to extend 24" on open side.

Barrier Priority:

3 (Moderate): Should be completed as soon as possible, but there may be other items that will provide greater access to persons with disabilities. (Includes findings that have a high financial impact on the entity in relationship to the degree of access provided).



As Built: The rear grab bar does not extend adequately past the toilet on the wide side.

The rear grab bar must be a minimum of 36 inches long and extend from the centerline of the toilet 12 inches minimum on wall side and 24 inches minimum on the wide side.

Grab bars shall be installed in a horizontal position, 33 inches minimum and 36 inches maximum above the finish floor measured to the top of the gripping surface and the space between the grab bar and the top of the tank shall be 1-1/2 inches minimum.

Citation: 2010 ADAS Section 604.5.2

The rear wall grab bar shall be 36 inches (915 mm) long minimum and extend from the centerline of the water closet 12 inches (305 mm) minimum on one side and 24 inches (610 mm) minimum on the other side.

Women's Staff Restroom

Finding: 20

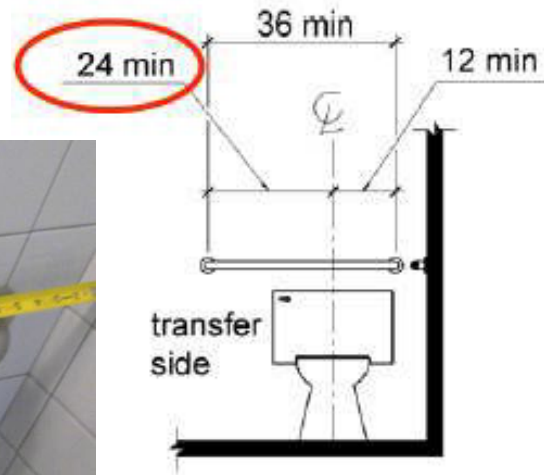
Budget Estimate: \$1,275.00

Recommendation:

Further design required to accommodate rear grab bar.

Barrier Priority:

3 (Moderate): Should be completed as soon as possible, but there may be other items that will provide greater access to persons with disabilities. (Includes findings that have a high financial impact on the entity in relationship to the degree of access provided).



As Built: The rear grab bar does not extend adequately past the toilet on the wide side.

The rear grab bar must be a minimum of 36 inches long and extend from the centerline of the toilet 12 inches minimum on wall side and 24 inches minimum on the wide side.

Grab bars shall be installed in a horizontal position, 33 inches minimum and 36 inches maximum above the finish floor measured to the top of the gripping surface and the space between the grab bar and the top of the tank shall be 1-1/2 inches minimum.

Citation: 2010 ADAS Section 604.5.2

The rear wall grab bar shall be 36 inches (915 mm) long minimum and extend from the centerline of the water closet 12 inches (305 mm) minimum on one side and 24 inches (610 mm) minimum on the other side.

Women's Staff Restroom

Finding: 21

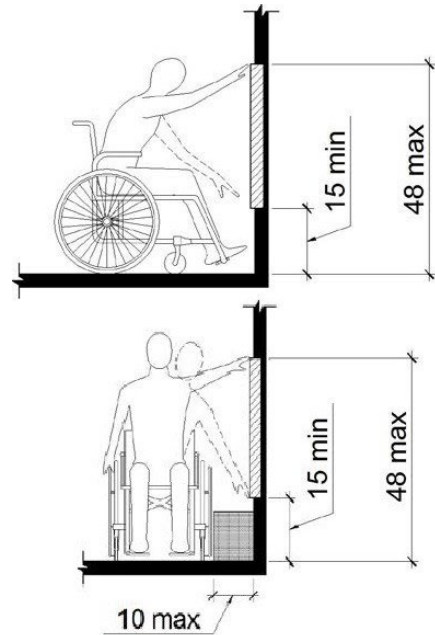
Budget Estimate: \$1,200.00

Recommendation:

Lower paper towel dispenser for all operable components to be 48" max AFF.

Barrier Priority:

3 (Moderate): Should be completed as soon as possible, but there may be other items that will provide greater access to persons with disabilities. (Includes findings that have a high financial impact on the entity in relationship to the degree of access provided).



As Built: The Paper Towel is positioned too high for either a side or front approach.

Where a clear floor or ground space allows a parallel approach to an element and the side reach is unobstructed, the high side reach shall be 48 inches maximum and the low side reach shall be 15 inches minimum above the finish floor or ground.

Where a forward reach is unobstructed, the high forward reach shall be 48 inches maximum and the low forward reach shall be 15 inches minimum above the finish floor or ground.

Citation: 2010 ADAS Section 308.1
Reach ranges shall comply with 308.

Staff Kitchenette

Finding: 22

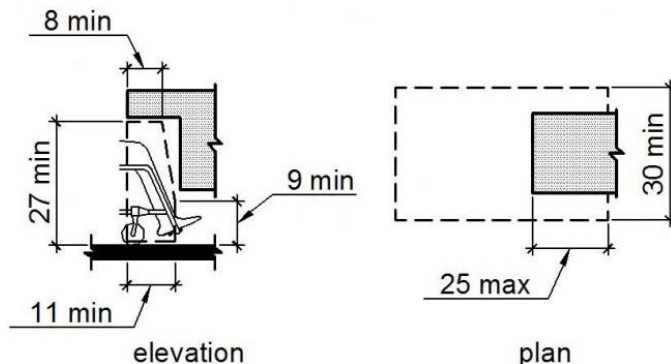
Budget Estimate: \$5,700.00

Recommendation:

Lower a 3' section on for Kitchenette sink to be at 34" max AFF.

Barrier Priority:

3 (Moderate): Should be completed as soon as possible, but there may be other items that will provide greater access to persons with disabilities. (Includes findings that have a high financial impact on the entity in relationship to the degree of access provided).



As Built: The top of the sink is 36" AFF, which is too high.

Sinks that are required to be accessible shall be a minimum 17 inches in horizontal depth and mounted with the rim or counter edge no higher than 34 inches above the finished floor.

Citation: 2010 ADAS Section 606.3

Lavatories and sinks shall be installed with the front of the higher of the rim or counter surface 34 inches (865 mm) maximum above the finish floor or ground.

Book Storage

Finding: 23

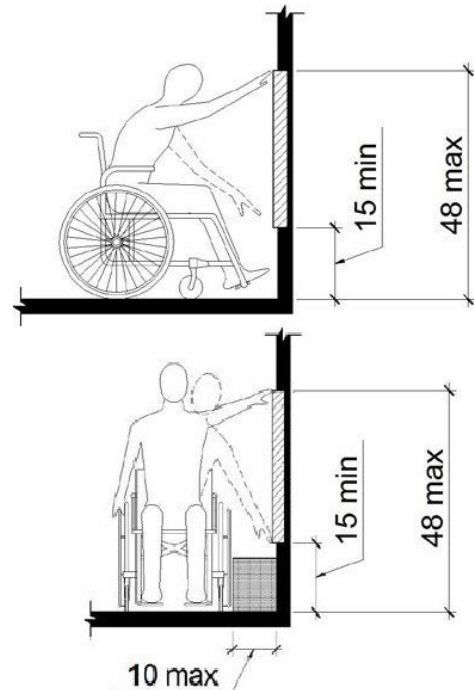
Budget Estimate: \$1,950.00

Recommendation:

Lower all receptacles buttons to 48" max AFF.

Barrier Priority:

3 (Moderate): Should be completed as soon as possible, but there may be other items that will provide greater access to persons with disabilities. (Includes findings that have a high financial impact on the entity in relationship to the degree of access provided).



As Built: The receptacles are positioned too high for either a side or front approach.

Where a clear floor or ground space allows a parallel approach to an element and the side reach is unobstructed, the high side reach shall be 48 inches maximum and the low side reach shall be 15 inches minimum above the finish floor or ground.

Where a forward reach is unobstructed, the high forward reach shall be 48 inches maximum and the low forward reach shall be 15 inches minimum above the finish floor or ground.

Citation: 2010 ADAS Section 308.1
Reach ranges shall comply with 308.

Teacher's Lounge

Finding: 24

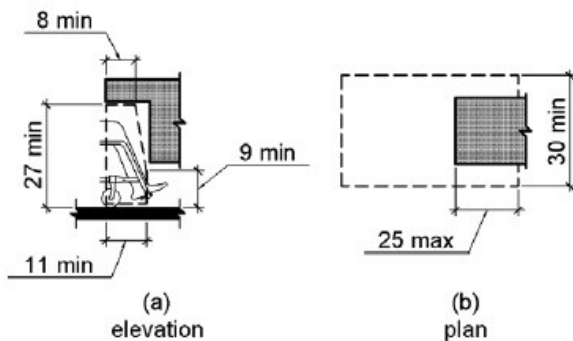

Budget Estimate: \$5,700.00

Recommendation:

Remove base cabinet at sink, install wall mounted counter-top with sink rim to be 34" max AFF.

Barrier Priority:

3 (Moderate): Should be completed as soon as possible, but there may be other items that will provide greater access to persons with disabilities. (Includes findings that have a high financial impact on the entity in relationship to the degree of access provided).



As Built: Knee and toe space has not been provided at the sink.

Kitchen sinks must be provided with a clear floor space positioned for a forward approach including knee and toe clearance

Citation: 2010 ADAS Section 606.2

A clear floor space complying with 305, positioned for a forward approach, and knee and toe clearance complying with 306 shall be provided.

2010 ADAS Section 804.4 Sinks shall comply with 606

Teacher's Lounge

Finding: 25

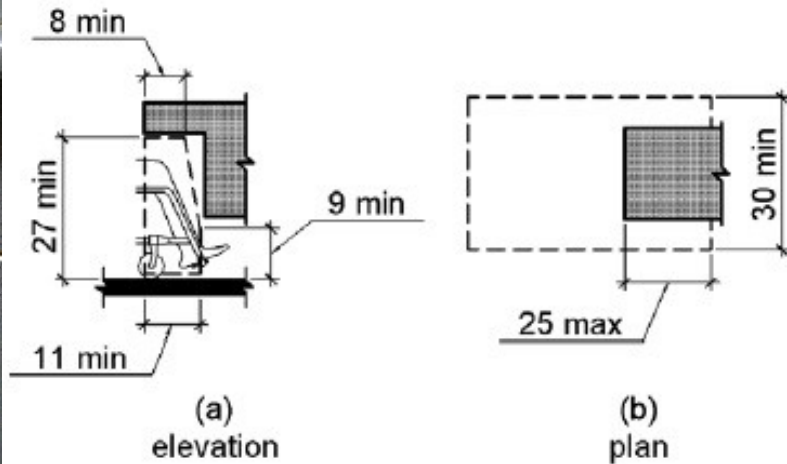
Budget Estimate: \$5,700.00

Recommendation:

Remove base cabinet at sink, install wall mounted counter-top with sink rim to be 34" max AFF.

Barrier Priority:

3 (Moderate): Should be completed as soon as possible, but there may be other items that will provide greater access to persons with disabilities. (Includes findings that have a high financial impact on the entity in relationship to the degree of access provided).



As Built: The top of the sink is too high.

Sinks that are required to be accessible shall be a minimum 17 inches in horizontal depth and mounted with the rim or counter edge no higher than 34 inches above the finished floor.

Citation: 2010 ADAS Section 606.3

Lavatories and sinks shall be installed with the front of the higher of the rim or counter surface 34 inches (865 mm) maximum above the finish floor or ground.

Teacher's Lounge

Finding: 26

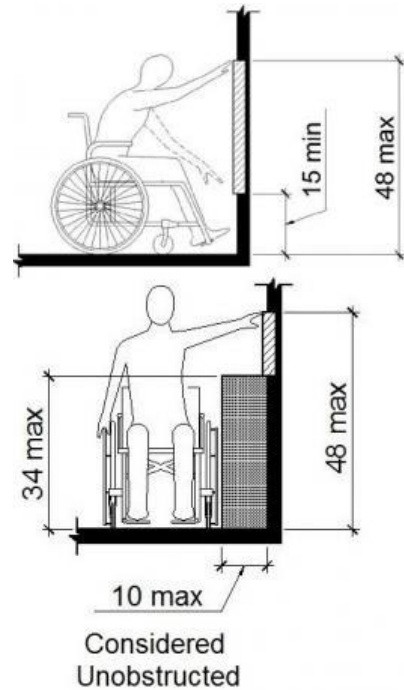
Budget Estimate: \$1,200.00

Recommendation:

Lower paper towel dispenser for all operable components to be 48" max AFF.

Barrier Priority:

4 (Low): Should be completed as soon as possible due to being a technical violation but may not result in providing greater access to persons with disabilities. (Includes findings that are technical violations but provide a moderate to low increase in accessibility compared to the financial impact on the entity).



As Built: The paper towel dispenser is not positioned correctly for either a side or front approach.

Where a clear floor or ground space allows a parallel or front approach and the side reach is unobstructed, the high side reach shall be 48 inches maximum above the finish floor or ground and the low side reach shall be 15 inches minimum above the finish floor or ground.

Citation: 2010 ADAS Section 308.2.1

Where a forward reach is unobstructed, the high forward reach shall be 48 inches (1220 mm) maximum and the low forward reach shall be 15 inches (380 mm) minimum above the finish floor or ground.

2010 ADAS Section 308.3.1

Where a clear floor or ground space allows a parallel approach to an element and the side reach is unobstructed, the high side reach shall be 48 inches (1220 mm) maximum and the low side reach shall be 15 inches (380 mm) minimum above the finish floor or ground

Teacher's Lounge Restroom

Finding: 27

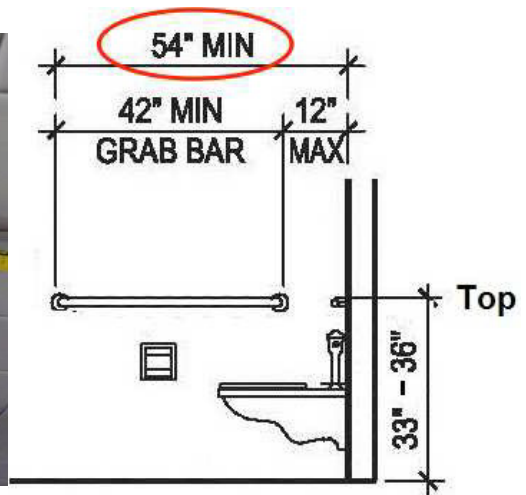
Budget Estimate: \$1,275.00

Recommendation:

Reinstall grab bar to extend 54" from wall.

Barrier Priority:

3 (Moderate): Should be completed as soon as possible, but there may be other items that will provide greater access to persons with disabilities. (Includes findings that have a high financial impact on the entity in relationship to the degree of access provided).



As Built: The side grab bar does not extend far enough from the rear wall.

The side grab bar must extend at least 54 inches minimum beyond the rear wall and start a maximum of 12 inches from the rear wall. A 42 inch grab bar installed the maximum distance from the rear wall (12 inches) will leave the leading end 54 inches from the rear wall. Grab bars shall be installed in a horizontal position, 33 inches minimum and 36 inches maximum above the finish floor measured to the top of the gripping surface.

Citation: 2010 ADAS Section 308.2.1

Where a forward reach is unobstructed, the high forward reach shall be 48 inches (1220 mm) maximum and the low forward reach shall be 15 inches (380 mm) minimum above the finish floor or ground.

2010 ADAS Section 308.3.1

Where a clear floor or ground space allows a parallel approach to an element and the side reach is unobstructed, the high side reach shall be 48 inches (1220 mm) maximum and the low side reach shall be 15 inches (380 mm) minimum above the finish floor or ground

Teacher's Lounge Restroom

Finding: 28

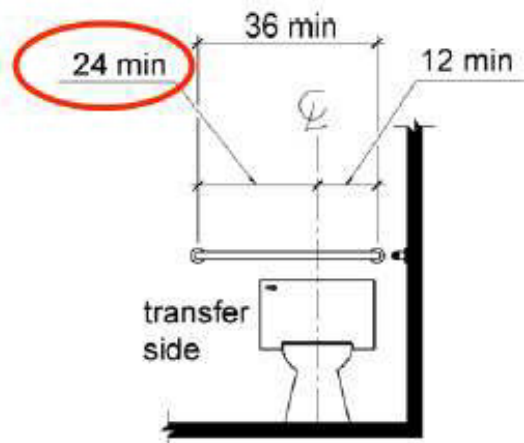
Budget Estimate: \$1,275.00

Recommendation:

Install new rear grab bar to extend 24" on open side

Barrier Priority:

3 (Moderate): Should be completed as soon as possible, but there may be other items that will provide greater access to persons with disabilities. (Includes findings that have a high financial impact on the entity in relationship to the degree of access provided).



As Built: The rear grab bar does not extend adequately past the toilet on the wide side.

The rear grab bar must be a minimum of 36 inches long and extend from the centerline of the toilet 12 inches minimum on wall side and 24 inches minimum on the wide side.

Grab bars shall be installed in a horizontal position, 33 inches minimum and 36 inches maximum above the finish floor measured to the top of the gripping surface and the space between the grab bar and the top of the tank shall be 1-1/2 inches minimum.

Citation: 2010 ADAS Section 604.5.2

The rear wall grab bar shall be 36 inches (915 mm) long minimum and extend from the centerline of the water closet 12 inches (305 mm) minimum on one side and 24 inches (610 mm) minimum on the other side.

Teacher's Lounge Restroom

Finding: 29

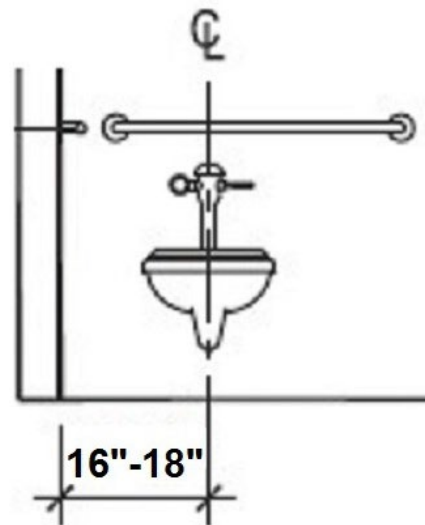
Budget Estimate: \$5,700.00

Recommendation:

Move water closet to be 16" to 18" from wall.

Barrier Priority:

3 (Moderate): Should be completed as soon as possible, but there may be other items that will provide greater access to persons with disabilities. (Includes findings that have a high financial impact on the entity in relationship to the degree of access provided).



As Built: The toilet is not located within the range allowed from the side wall or partition. The centerline of the toilet must be 16 to 18 inches from the side wall.

Citation: 2010 ADAS Section 604.2

The water closet shall be positioned with a wall or partition to the rear and to one side. The centerline of the water closet shall be 16 inches (405 mm) minimum to 18 inches (455 mm) maximum from the side wall or partition, except that the water closet shall be 17 inches (430 mm) minimum and 19 inches (485 mm) maximum from the side wall or partition in the ambulatory accessible toilet compartment specified in 604.8.2. Water closets shall be arranged for a left-hand or right-hand approach.

Teacher's Lounge Restroom

Finding: 30

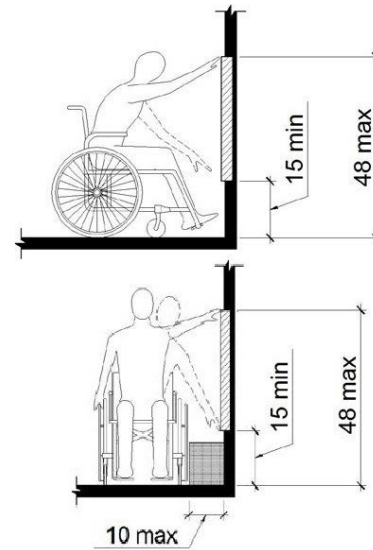
Budget Estimate: \$1,200.00

Recommendation:

Lower paper towel dispenser to be 48" max AFF.

Barrier Priority:

3 (Moderate): Should be completed as soon as possible, but there may be other items that will provide greater access to persons with disabilities. (Includes findings that have a high financial impact on the entity in relationship to the degree of access provided).



As Built: The paper towel dispenser is positioned too high for either a side or front approach.

Where a clear floor or ground space allows a parallel approach to an element and the side reach is unobstructed, the high side reach shall be 48 inches maximum and the low side reach shall be 15 inches minimum above the finish floor or ground.

Where a forward reach is unobstructed, the high forward reach shall be 48 inches maximum and the low forward reach shall be 15 inches minimum above the finish floor or ground.

Citation: 2010 ADAS Section 308.1
Reach ranges shall comply with 308.

Science Lab

Finding: 31

Budget Estimate: \$2,400.00

Recommendation:

Lower the shower handle to be 48" max AFF.

Barrier Priority:

3 (Moderate): Should be completed as soon as possible, but there may be other items that will provide greater access to persons with disabilities. (Includes findings that have a high financial impact on the entity in relationship to the degree of access provided).



As Built: The Emergency shower handle is positioned at 52", which is too high for either a side or front approach.

Where a clear floor or ground space allows a parallel approach to an element and the side reach is unobstructed, the high side reach shall be 48 inches maximum and the low side reach shall be 15 inches minimum above the finish floor or ground.

Where a forward reach is unobstructed, the high forward reach shall be 48 inches maximum and the low forward reach shall be 15 inches minimum above the finish floor or ground.

Citation: 2010 ADAS Section 308.1
Reach ranges shall comply with 308.

Science Lab

Finding: 32

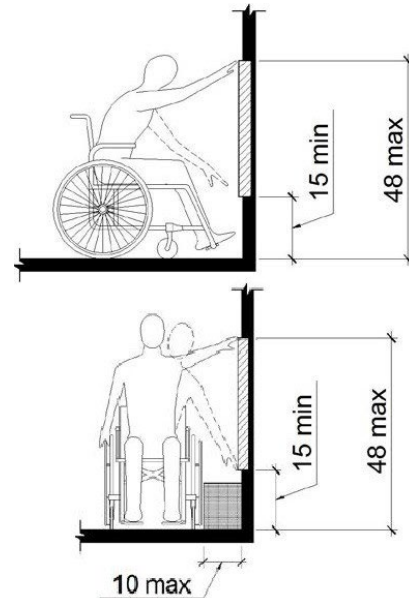
Budget Estimate: \$1,200.00

Recommendation:

Lower Fire Extinguisher for handle to be at 48" AFF.

Barrier Priority:

3 (Moderate): Should be completed as soon as possible, but there may be other items that will provide greater access to persons with disabilities. (Includes findings that have a high financial impact on the entity in relationship to the degree of access provided).



As Built: The fire extinguisher is positioned too high for either a side or front approach.

Where a clear floor or ground space allows a parallel approach to an element and the side reach is unobstructed, the high side reach shall be 48 inches maximum and the low side reach shall be 15 inches minimum above the finish floor or ground.

Where a forward reach is unobstructed, the high forward reach shall be 48 inches maximum and the low forward reach shall be 15 inches minimum above the finish floor or ground.

Citation: 2010 ADAS Section 308.1
Reach ranges shall comply with 308.

Findings with no area description

Finding: 33

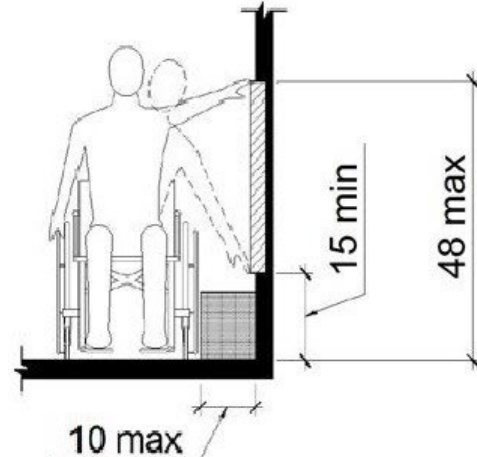
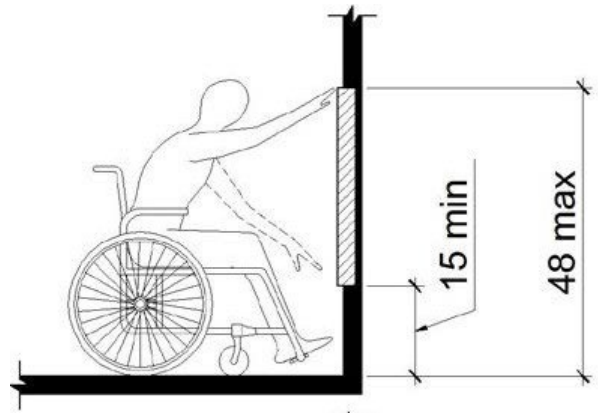
Budget Estimate: \$1,950.00

Recommendation:

Lower all thermostats for all operable components to be 48" max AFF.

Barrier Priority:

3 (Moderate): Should be completed as soon as possible, but there may be other items that will provide greater access to persons with disabilities. (Includes findings that have a high financial impact on the entity in relationship to the degree of access provided).



As Built: All thermostats are exceeding 48" in height, which is too high for either a side or front approach.

Where a clear floor or ground space allows a parallel approach to an element and the side reach is unobstructed, the high side reach shall be 48 inches maximum and the low side reach shall be 15 inches minimum above the finish floor or ground.

Where a forward reach is unobstructed, the high forward reach shall be 48 inches maximum and the low forward reach shall be 15 inches minimum above the finish floor or ground.

Citation: 2010 ADAS Section 308.1
Reach ranges shall comply with 308.

Civil Findings

Parking: Lat: 36.2776900000; Long: -88.7045900000

Finding: 1

Budget Estimate: \$800.00

Recommendation:

Update striping. Ensure van accessible width spaces and access aisles are provided as discussed in finding 3.

Barrier Priority:

4 (Low): Should be completed as soon as possible due to being a technical violation but may not result in providing greater access to persons with disabilities. (Includes findings that are technically violations but provide a moderate to low increase in accessibility compared to the financial impact on the entity)



As Built: The striping and markings for the accessible parking stall, loading/unloading access aisle are dilapidated and in need of repair and/or maintenance. Spaces are compliant.

Citation: 2010 ADAS Section 502.3.3

Access aisles shall be marked so as to discourage parking in them.

Parking: Lat: 36.2782900000; Long: -88.7044200000

Finding: 2

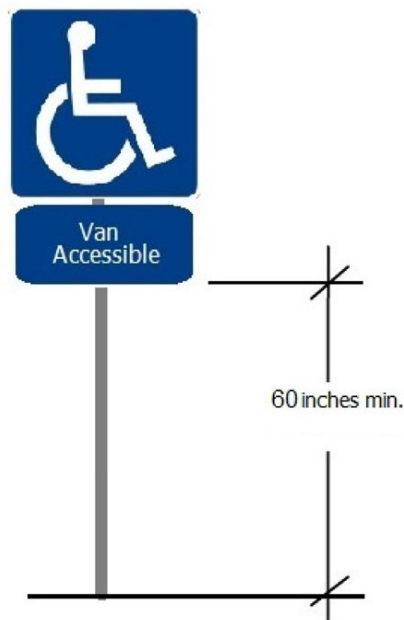
Budget Estimate: \$250.00

Recommendation:

Signs shall be 60 inches minimum above the finish floor or ground surface measured to the bottom of the sign.

Barrier Priority:

4 (Low): Should be completed as soon as possible due to being a technical violation but may not result in providing greater access to persons with disabilities. (Includes findings that are technically violations but provide a moderate to low increase in accessibility compared to the financial impact on the entity)



As Built: The parking sign is mounted at 56", which is too low.

Parking space identification signs shall include the International Symbol of Accessibility. Signs identifying van parking spaces shall contain the designation "van accessible."

Citation: 2010 ADAS Section 502.6

Parking space identification signs shall include the International Symbol of Accessibility complying with 703.7.2.1. Signs identifying van parking spaces shall contain the designation "van accessible." Signs shall be 60 inches (1525 mm) minimum above the finish floor or ground surface measured to the bottom of the sign.

Parking; Lat: 36.2782900000, Long: -88.7044200000

Finding: 3

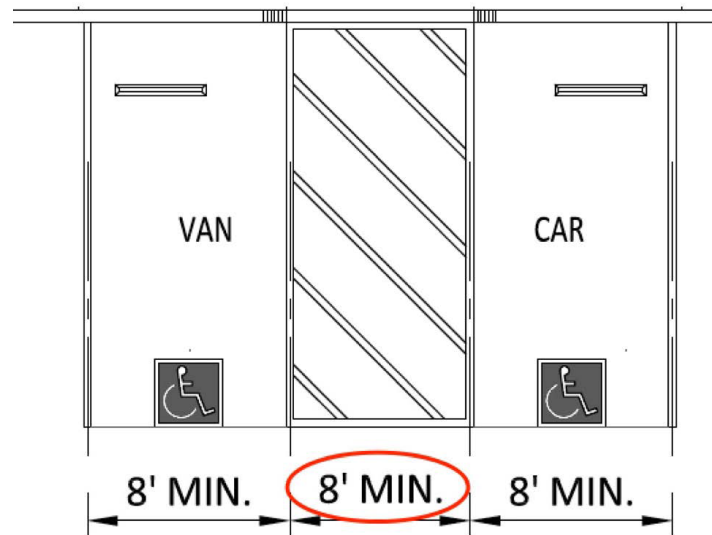
Budget Estimate: \$50.00

Recommendation:

Provide van accessible signage and appropriate striping at accessible parking spaces.

Barrier Priority:

2 (Important): Should be completed as soon as possible. (Includes findings that would remove barriers to the greatest number of people to your goods and services).



As Built: The access aisle is not a minimum 8 feet to the centerline of the stripe.

The accessible parking stall access aisle must be a minimum of 8 feet wide measured from centerline to centerline. Where parking spaces or access aisles are not adjacent to another parking space or access aisle, measurements shall be permitted to include the full width of the line defining the parking space or access aisle.

Alternatively, the stall can be 11 feet wide and the access aisle may be 5 feet wide.

Citation: 2010 ADAS Section 502.2 Exception

Van parking spaces shall be permitted to be 96 inches (2440 mm) wide minimum where the access aisle is 96 inches (2440 mm) wide minimum.

Sidewalks; Lat: 36.2775400000, Long: -88.7042200000

Finding: 4

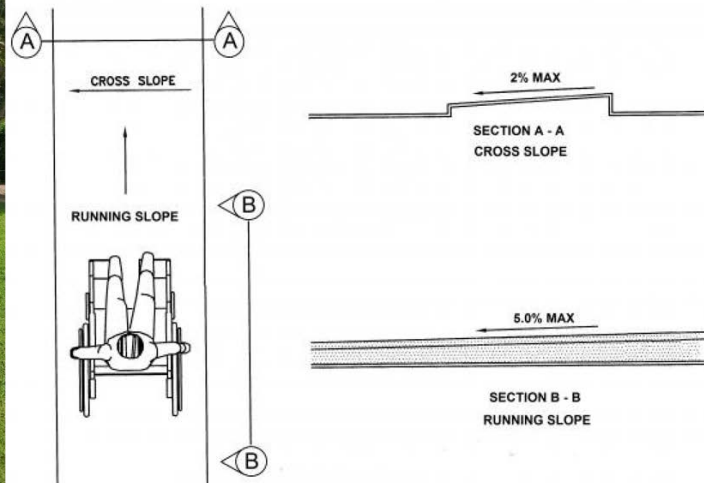
Budget Estimate: \$50.00

Recommendation:

There is not a main entrance. There is no way to install sidewalk under 5% at this entrance without use of ramps. If replacing sidewalks, install ramps with a 5' landing (less than 2%) at no more than 30' apart. Ramps must have handrail.

Barrier Priority:

4 (Low): Should be completed as soon as possible due to being a technical violation but may not result in providing greater access to persons with disabilities. (Includes findings that are technical violations but provide a moderate to low increase in accessibility compared to the financial impact on the entity).



As Built: The accessible route on the site contains running slopes greater than 5% and has not been constructed as a ramp (i.e. handrails, wheel guides, etc.).

When the slope in the direction of travel of any walk exceeds 1 unit vertical in 20 units horizontal (5-percent slope), it must be constructed as ramp. Surface cross slopes must not exceed one unit vertical in 48 units. Horizontal (2-percent slope).

Citation: 2010 ADAS Section 403.3

The running slope of walking surfaces shall not be steeper than 1:20. The cross slope of walking surfaces shall not be steeper than 1:48.

PROJECT & BUDGET RECOMMENDATIONS

FINDINGS & RECOMMENDATIONS – DRESDEN ELEMENTARY SCHOOL

The existing Dresden Elementary School has significant ADA compliance deficiencies. After discussion with the City, the decision was made to provide accessible parking spaces with appropriate signage, to provide access to the reception counters, to provide a compliant public restroom, and to lower specific fire extinguishers, alarm keypads, defibrillators, and thermostats throughout the building. The remainder of the facility will remain as currently designed.

PRIORITY 2 (Important)			
Estimated Cost	Location	Finding	Distress / Description / Recommendation
\$50.00	Total		
\$50.00	Parking	3	Provide van accessible signage and appropriate striping at accessible parking spaces.

PRIORITY 3 (Moderate)			
Estimated Cost	Location	Finding	Distress / Description / Recommendation
\$223,050.00	Total		
\$18,175.00	Library	1	Modify or integrate ADA accessible service counter.
\$18,175.00	Lobby	2	Modify and lower a 3' section to provide height required and knee clearance requirements.
\$18,175.00	Lobby	3	Modify and lower a 3' section to provide height required and knee clearance requirements.
\$18,175.00	Lobby	4	Modify desk to be ADA capable with 27" knee height clearance requirement.
\$18,175.00	Corridor	5	Modify or Integrate ADA accessible service counter.
\$18,175.00	Corridor	6	Remove and install wall mounted counter at 34" AFF max with required knee clearance.
\$3,900.00	Corridor	7	Lower alarm keypad for all buttons to be 48" max AFF.
\$1,200.00	Corridor	8	Lower fire extinguisher for handle to be 48" max AFF.
\$20,725.00	Corridor	9	Further design required to accommodate proper alcove depth and drinking fountain clearances.

PRIORITY 3 (Moderate)			
\$1,200.00	Corridor	10	Lower Defibrillator for handle to be 48" max AFF.
\$20,725.00	Corridor	11	Further design required to accommodate required depth alcove. One drinking fountain is to be max. 36" AFF.
\$20,725.00	Corridor	12	Further design required to accommodate required depth alcove.
\$1,275.00	First Aid Toilet	14	Further design required to accommodate proper grab bar lengths and toilet clearances.
\$1,275.00	First Aid Toilet	15	Install new 42" side grab bar to extend 54" from wall.
\$3,300.00	First Aid Toilet	16	Lower lavatory for apron to be 34" AFF.
\$1,200.00	First Aid Toilet	17	Lower paper towel dispenser for all operable components to be 48" max AFF.
\$1,275.00	Men's Staff Restroom	18	Move Grab bar for end to be 54" from wall.
\$1,275.00	Men's Staff Restroom	19	Install new rear grab bar to extend 24" on open side.
\$1,275.00	Women's Staff Restroom	20	Further design required to accommodate rear grab bar.
\$1,200.00	Women's Staff Restroom	21	Lower paper towel dispenser for all operable components to be 48" max AFF.
\$5,700.00	Staff Kitchenette	22	Lower a 3' section on for a Kitchenette sink to be at 34" max AFF.
\$1,950.00	Book Storage	23	Lower all receptacles buttons to 48" max AFF.
\$4,050.00	Teacher's Lounge	24	Remove base cabinet at sink, install wall mounted counter-top with sink rim to be 34" max AFF.
\$4,050.00	Teacher's Lounge	25	Remove base cabinet at sink, install wall mounted counter-top with sink rim to be 34" max AFF.
\$1,275.00	Teacher's Lounge Restroom	27	Reinstall grab bar to extend 54" from wall.
\$1,275.00	Teacher's Lounge Restroom	28	Install new rear grab bar to extend 24" on open side.
\$5,700.00	Teacher's Lounge Restroom	29	Move water closet to be 16" to 18" from wall.
\$1,200.00	Teacher's Lounge Restroom	30	Lower paper towel dispenser for all operable components to be 48" max AFF.
\$2,400.00	Science Lab	31	Lower the handle to be 48" max AFF.

PRIORITY 3 (Moderate)			
\$3,900.00	Science Lab	32	Lower Fire Extinguisher for handle to be at 48" AFF.
\$1,950.00	No Area Description	33	Lower all thermostats for all operable components to be 48" max AFF.

PRIORITY 4 (Low)			
Estimated Cost	Location	Finding	Distress / Description / Recommendation
\$23,025.00	Total		
\$20,725.00	Corridor	13	Further design required to accommodate alcove depths.
\$1,200.00	Teacher's Lounge	26	Lower paper towel dispenser for all operable components to be 48" max AFF.
\$800.00	Parking	1	Update striping. Ensure van accessible width spaces and access aisles are provided as discussed in finding 3.
\$250.00	Parking	2	Signs shall be 60 inches minimum above the finish floor or ground surface measured to the bottom of the sign.
\$50.00	Sidewalks	4	There is not a main entrance. There is no way to install sidewalk under 5% at this entrance without use of ramps. If replacing sidewalks, install ramps with a 5' landing (less than 2%) at no more than 30' apart. Ramps must have handrail.

Sharon School

254 Woodlawn Ave., Sharon, TN 38255



Architectural Findings

Lobby

Finding: 1

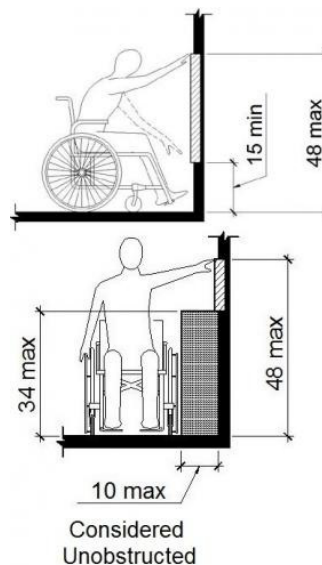
Budget Estimate: \$33,375.00

Recommendation:

Replace door system and hardware.

Barrier Priority:

3 (Moderate): Should be completed as soon as possible, but there may be other items that will provide greater access to persons with disabilities. (Includes findings that have a high financial impact on the entity in relationship to the degree of access provided).



As Built: The push to exit device is not positioned correctly for either a side or front approach.

Where a clear floor or ground space allows a parallel or front approach and the side reach is unobstructed, the high side reach shall be 48 inches maximum above the finish floor or ground and the low side reach shall be 15 inches minimum above the finish floor or ground.

Citation: 2010 ADAS Section 308.2.1

Where a forward reach is unobstructed, the high forward reach shall be 48 inches (1220 mm) maximum and the low forward reach shall be 15 inches (380 mm) minimum above the finish floor or ground.

2010 ADAS Section 308.3.1

Where a clear floor or ground space allows a parallel approach to an element and the side reach is unobstructed, the high side reach shall be 48 inches (1220 mm) maximum and the low side reach shall be 15 inches (380 mm) minimum above the finish floor or ground.

Lobby

Finding: 2

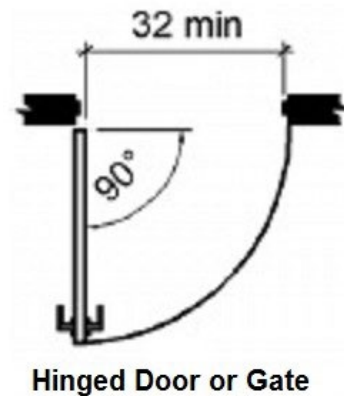
Budget Estimate: Included in Finding 1

Recommendation:

Install new entry doors to have a minimum open width of 32".

Barrier Priority:

3 (Moderate): Should be completed as soon as possible, but there may be other items that will provide greater access to persons with disabilities. (Includes findings that have a high financial impact on the entity in relationship to the degree of access provided).



As Built: Neither leaf of the doorway provides at least 32 inches between the face of the door and the opposite stop. At least one of the active leaves of doorways with two leaves shall comply with clear width and maneuvering clearance.

Door openings shall provide a clear width of 32 inches minimum. Clear openings of doorways with swinging doors shall be measured between the face of the door and the stop, with the door open 90 degrees. There shall be no projections into the required clear opening width lower than 34 inches above the finish floor or ground. Projections into the clear opening width between 34 inches and 80 inches above the finish floor or ground shall not exceed 4 inches.

Citation: 2010 ADAS Section 404.2.3

Door openings shall provide a clear width of 32 inches (815 mm) minimum. Clear openings of doorways with swinging doors shall be measured between the face of the door and the stop, with the door open 90 degrees. Openings more than 24 inches (610 mm) deep shall provide a clear opening of 36 inches (915 mm) minimum. There shall be no projections into the required clear opening width lower than 34 inches (865 mm) above the finish floor or ground. Projections into the clear opening width between 34 inches (865 mm) and 80 inches (2030 mm) above the finish floor or ground shall not exceed 4 inches (100 mm).

2010 ADAS Section 404.2.2

At least one of the active leaves of doorways with two leaves shall comply with 404.2.3 and 404.2.4.

Lobby

Finding: 3

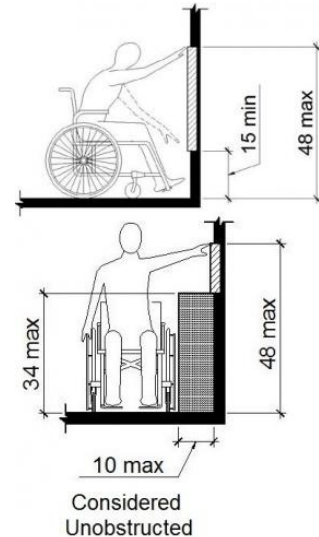
Budget Estimate: \$1,950.00

Recommendation:

Lower fire alarm annunciator for all operable components to be 48" max AFF.

Barrier Priority:

3 (Moderate): Should be completed as soon as possible, but there may be other items that will provide greater access to persons with disabilities. (Includes findings that have a high financial impact on the entity in relationship to the degree of access provided).



As Built: The fire alarm Annunciator is not positioned correctly for either a side or front approach.

Where a clear floor or ground space allows a parallel or front approach and the side reach is unobstructed, the high side reach shall be 48 inches maximum above the finish floor or ground and the low side reach shall be 15 inches minimum above the finish floor or ground.

Citation: 2010 ADAS Section 308.2.1

Where a forward reach is unobstructed, the high forward reach shall be 48 inches (1220 mm) maximum and the low forward reach shall be 15 inches (380 mm) minimum above the finish floor or ground.

2010 ADAS Section 308.3.1

Where a clear floor or ground space allows a parallel approach to an element and the side reach is unobstructed, the high side reach shall be 48 inches (1220 mm) maximum and the low side reach shall be 15 inches (380 mm) minimum above the finish floor or ground.

Lobby

Finding: 4

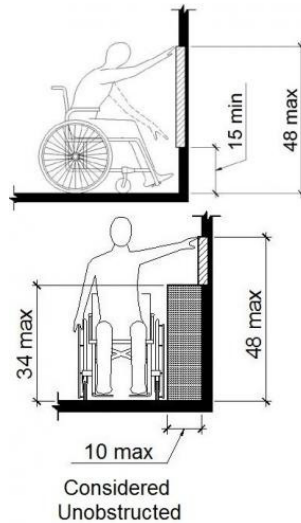
Budget Estimate: \$1,950.00

Recommendation:

Lower thermostat for all operable components to be 48" max AFF.

Barrier Priority:

3 (Moderate): Should be completed as soon as possible, but there may be other items that will provide greater access to persons with disabilities. (Includes findings that have a high financial impact on the entity in relationship to the degree of access provided).



As Built: The thermostat is not positioned correctly for either a side or front approach.

Where a clear floor or ground space allows a parallel or front approach and the side reach is unobstructed, the high side reach shall be 48 inches maximum above the finish floor or ground and the low side reach shall be 15 inches minimum above the finish floor or ground.

Citation: 2010 ADAS Section 308.2.1

Where a forward reach is unobstructed, the high forward reach shall be 48 inches (1220 mm) maximum and the low forward reach shall be 15 inches (380 mm) minimum above the finish floor or ground.

2010 ADAS Section 308.3.1

Where a clear floor or ground space allows a parallel approach to an element and the side reach is unobstructed, the high side reach shall be 48 inches (1220 mm) maximum and the low side reach shall be 15 inches (380 mm) minimum above the finish floor or ground.

Lobby

Finding: 5

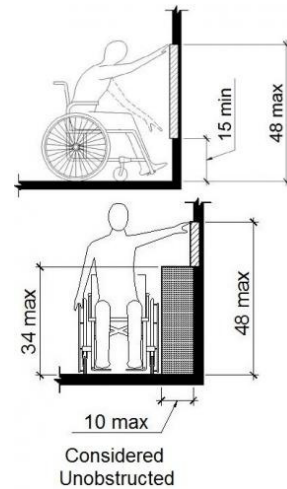
Budget Estimate: \$1,950.00

Recommendation:

Lower fire alarm pull for top to be 48" max AFF.

Barrier Priority:

3 (Moderate): Should be completed as soon as possible, but there may be other items that will provide greater access to persons with disabilities. (Includes findings that have a high financial impact on the entity in relationship to the degree of access provided).



As Built: The fire alarm pull is not positioned correctly for either a side or front approach.

Where a clear floor or ground space allows a parallel or front approach and the side reach is unobstructed, the high side reach shall be 48 inches maximum above the finish floor or ground and the low side reach shall be 15 inches minimum above the finish floor or ground.

Citation: 2010 ADAS Section 308.2.1

Where a forward reach is unobstructed, the high forward reach shall be 48 inches (1220 mm) maximum and the low forward reach shall be 15 inches (380 mm) minimum above the finish floor or ground.

2010 ADAS Section 308.3.1

Where a clear floor or ground space allows a parallel approach to an element and the side reach is unobstructed, the high side reach shall be 48 inches (1220 mm) maximum and the low side reach shall be 15 inches (380 mm) minimum above the finish floor or ground.

General

Finding: 6

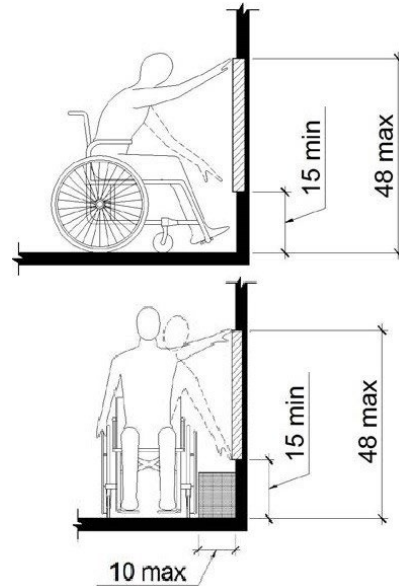
Budget Estimate: \$1,950.00

Recommendation:

Lower all switches for top of switch to be 48" max AFF.

Barrier Priority:

3 (Moderate): Should be completed as soon as possible, but there may be other items that will provide greater access to persons with disabilities. (Includes findings that have a high financial impact on the entity in relationship to the degree of access provided).



As Built: The receptacle/switch is not positioned correctly for either a side or front approach.

Where a clear floor or ground space allows a parallel or front approach to a switch or receptacle and the side reach is unobstructed, the high side reach shall be 48 inches maximum above the finish floor or ground and the low side reach shall be 15 inches minimum above the finish floor or ground.

Citation: 2010 ADAS Section 308.2.1

Where a forward reach is unobstructed, the high forward reach shall be 48 inches (1220 mm) maximum and the low forward reach shall be 15 inches (380 mm) minimum above the finish floor or ground.

General

Finding: 7

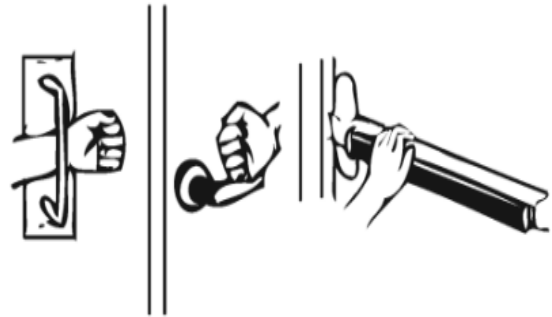

Budget Estimate: \$1,275.00

Recommendation:

Install lever type doorknobs.

Barrier Priority:

3 (Moderate): Should be completed as soon as possible, but there may be other items that will provide greater access to persons with disabilities. (Includes findings that have a high financial impact on the entity in relationship to the degree of access provided).



As Built: The door/gate operating hardware is not accessible.

Hand-activated door/gate opening hardware, handles, pulls, latches, locks, and other operating devices on accessible doors shall have a shape that is easy to grasp with one hand and does not require tight grasping, pinching or twisting of the wrist to operate. Hardware shall be 34 inches minimum and 48 inches maximum above the finish floor or ground.

Citation: 2010 ADAS Section 404.2.7

Handles, pulls, latches, locks, and other operable parts on doors and gates shall comply with 309.4. Operable parts of such hardware shall be 34 inches (865 mm) minimum and 48 inches (1220 mm) maximum above the finish floor or ground. Where sliding doors are in the fully open position, operating hardware shall be exposed and usable from both sides.

General

Finding: 8

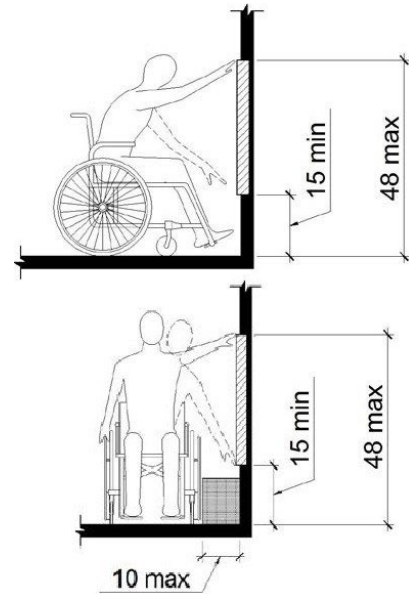
Budget Estimate: \$1,950.00

Recommendation:

Lower all intercom buttons to 48" max AFF.

Barrier Priority:

3 (Moderate): Should be completed as soon as possible, but there may be other items that will provide greater access to persons with disabilities. (Includes findings that have a high financial impact on the entity in relationship to the degree of access provided).



As Built: The intercom buttons are not positioned correctly for either a side or front approach.

Where a clear floor or ground space allows a parallel or front approach to a switch or receptacle and the side reach is unobstructed, the high side reach shall be 48 inches maximum above the finish floor or ground and the low side reach shall be 15 inches minimum above the finish floor or ground.

Citation: 2010 ADAS Section 308.2.1

Where a forward reach is unobstructed, the high forward reach shall be 48 inches (1220 mm) maximum and the low forward reach shall be 15 inches (380 mm) minimum above the finish floor or ground.

General

Finding: 9

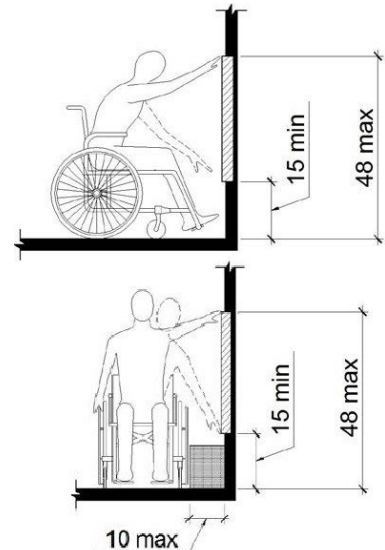
Budget Estimate: \$1,950.00

Recommendation:

Lower all thermostats to 48" max AFF.

Barrier Priority:

3 (Moderate): Should be completed as soon as possible, but there may be other items that will provide greater access to persons with disabilities. (Includes findings that have a high financial impact on the entity in relationship to the degree of access provided).



As Built: The thermostats are not positioned correctly for either a side or front approach.

Where a clear floor or ground space allows a parallel or front approach to a switch or receptacle and the side reach is unobstructed, the high side reach shall be 48 inches maximum above the finish floor or ground and the low side reach shall be 15 inches minimum above the finish floor or ground.

Citation: 2010 ADAS Section 308.2.1

Where a forward reach is unobstructed, the high forward reach shall be 48 inches (1220 mm) maximum and the low forward reach shall be 15 inches (380 mm) minimum above the finish floor or ground.

Reception

Finding: 10

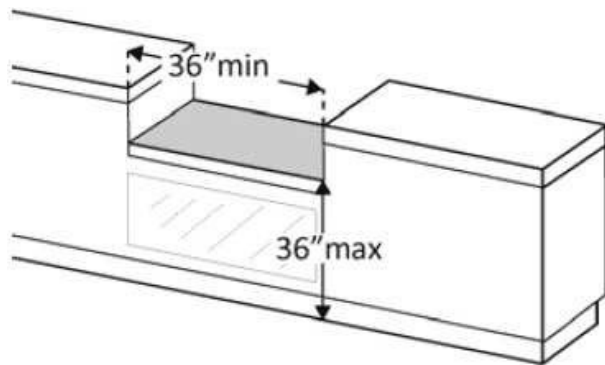
Budget Estimate: \$18,187.50

Recommendation:

Replace reception counter with compliant counter. Relocate to accommodate finding 11.

Barrier Priority:

2 (Important): Should be completed as soon as possible. (Includes findings that would remove barriers to the greatest number of people to your goods and services).



As Built: The counter is too high.

A portion of the counter surface that is 36 inches long minimum and 36 inches high maximum above the finish floor shall be provided. Knee and toe space must be provided for a forward approach. A 30 inch by 48 inch clear floor space on an accessible route must be provided for either a forward or parallel approach.

Citation: 2010 ADAS Section 904.4.2

A portion of the counter surface that is 30 inches (760 mm) long minimum and 36 inches (915 mm) high maximum shall be provided. Knee and toe space complying with 306 shall be provided under the counter. A clear floor or ground space complying with 305 shall be positioned for a forward approach to the counter.

2010 ADAS Section 904.4.1

A portion of the counter surface that is 36 inches (915 mm) long minimum and 36 inches (915 mm) high maximum above the finish floor shall be provided. A clear floor or ground space complying with 305 shall be positioned for a parallel approach adjacent to the 36 inch (915 mm) minimum length of counter.

Reception

Finding: 11

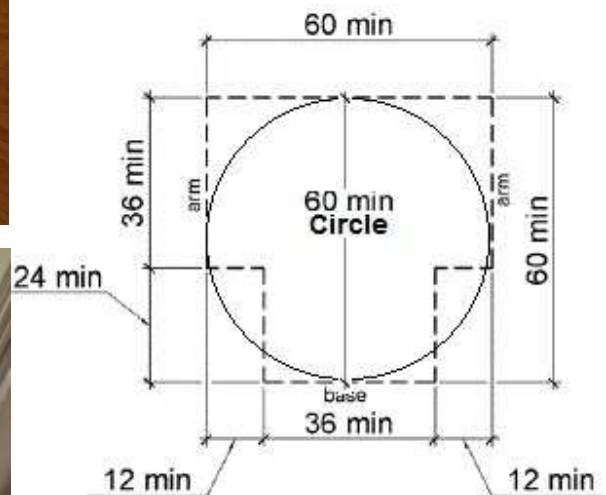
Budget Estimate: Included in Finding 10

Recommendation:

Move counter to accommodate.

Barrier Priority:

2 (Important): Should be completed as soon as possible. (Includes findings that would remove barriers to the greatest number of people to your goods and services).



As Built: Compliant turning space has not been provided.

The space required for a wheelchair to make a 180-degree turn is a clear space of 60 inches in diameter or a T-shaped space.

Citation: 2010 ADAS Section 304.3.1

The turning space shall be a space of 60 inches (1525 mm) diameter minimum. The space shall be permitted to include knee and toe clearance complying with 306.

2010 ADAS Section 304.3.2

The turning space shall be a T-shaped space within a 60 inch (1525 mm) square minimum with arms and base 36 inches (915 mm) wide minimum. Each arm of the T shall be clear of obstructions 12 inches (305 mm) minimum in each direction and the base shall be clear of obstructions 24 inches (610 mm) minimum. The space shall be permitted to include knee and toe clearance complying with 306 only at the end of either the base or one arm.

Reception

Finding: 12

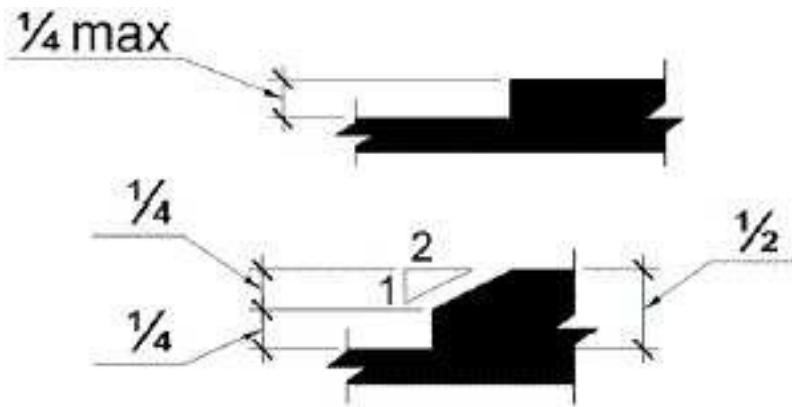
Budget Estimate: \$13,425.00

Recommendation:

Add ramp into file room.

Barrier Priority:

3 (Moderate): Should be completed as soon as possible, but there may be other items that will provide greater access to persons with disabilities. (Includes findings that have a high financial impact on the entity in relationship to the degree of access provided).



As Built: There is a change in level greater than 1/4 inch.

1/4 inch is the maximum vertical rise. Changes in level between 1/4 inch and 1/2 inch must be beveled at 1:2 or less. Changes in level greater than 1/2 inch must be by way of a ramp.

Citation: 2010 ADAS Section 303.3

Changes in level between 1/4 inch (6.4 mm) high minimum and 1/2 inch (13 mm) high maximum shall be beveled with a slope not steeper than 1:2.

Reception

Finding: 13

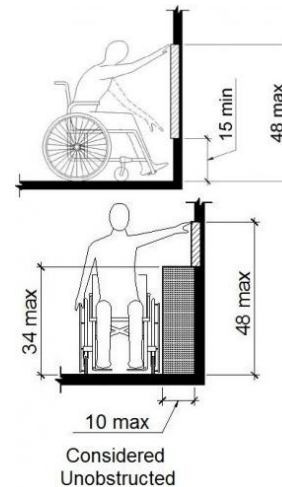
Budget Estimate: \$1,950.00

Recommendation:

Lower telephone for all operable components to be 48" max AFF.

Barrier Priority:

3 (Moderate): Should be completed as soon as possible, but there may be other items that will provide greater access to persons with disabilities. (Includes findings that have a high financial impact on the entity in relationship to the degree of access provided).



As Built: The 63" is not positioned correctly for either a side or front approach.

Where a clear floor or ground space allows a parallel or front approach and the side reach is unobstructed, the high side reach shall be 48 inches maximum above the finish floor or ground and the low side reach shall be 15 inches minimum above the finish floor or ground.

Citation: 2010 ADAS Section 308.2.1

Where a forward reach is unobstructed, the high forward reach shall be 48 inches (1220 mm) maximum and the low forward reach shall be 15 inches (380 mm) minimum above the finish floor or ground.

2010 ADAS Section 308.3.1

Where a clear floor or ground space allows a parallel approach to an element and the side reach is unobstructed, the high side reach shall be 48 inches (1220 mm) maximum and the low side reach shall be 15 inches (380 mm) minimum above the finish floor or ground.

Reception

Finding: 14

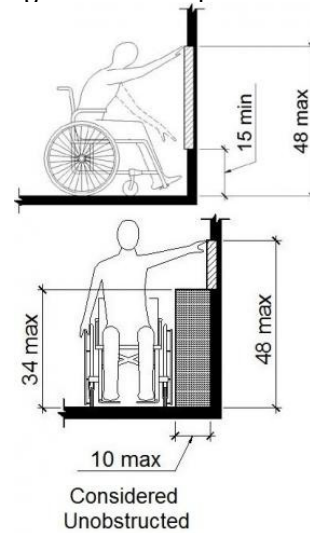
Budget Estimate: \$1,950.00

Recommendation:

Lower thermostat for all operable components to be 48" max AFF.

Barrier Priority:

3 (Moderate): Should be completed as soon as possible, but there may be other items that will provide greater access to persons with disabilities. (Includes findings that have a high financial impact on the entity in relationship to the degree of access provided).



As Built: The thermostat is not positioned correctly for either a side or front approach.

Where a clear floor or ground space allows a parallel or front approach and the side reach is unobstructed, the high side reach shall be 48 inches maximum above the finish floor or ground and the low side reach shall be 15 inches minimum above the finish floor or ground.

Citation: 2010 ADAS Section 308.2.1

Where a forward reach is unobstructed, the high forward reach shall be 48 inches (1220 mm) maximum and the low forward reach shall be 15 inches (380 mm) minimum above the finish floor or ground.

2010 ADAS Section 308.3.1

Where a clear floor or ground space allows a parallel approach to an element and the side reach is unobstructed, the high side reach shall be 48 inches (1220 mm) maximum and the low side reach shall be 15 inches (380 mm) minimum above the finish floor or ground.

Nurse Office

Finding: 15

Budget Estimate: \$1,275.00

Recommendation:

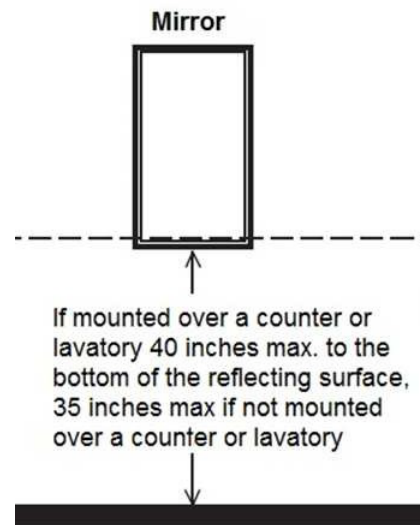
Lower mirror for reflecting surface to be 40" max AFF.

Barrier Priority:

3 (Moderate): Should be completed as soon as possible, but there may be other items that will provide greater access to persons with disabilities. (Includes findings that have a high financial impact on the entity in relationship to the degree of access provided).



As Built: The mirror is mounted too high.



Mirrors must have the bottom edge of the reflecting surface a maximum of 40 inches above the floor if above a sink or counter. Mirrors not located above lavatories or countertops shall be installed with the bottom edge of the reflecting surface 35 inches maximum above the finish floor or ground.

Citation: 2010 ADAS Section 603.3

Mirrors located above lavatories or countertops shall be installed with the bottom edge of the reflecting surface

40 inches (1015 mm) maximum above the finish floor or ground. Mirrors not located above lavatories or countertops shall be installed with the bottom edge of the reflecting surface 35 inches (890 mm) maximum above the finish floor or ground.

Nurse Office

Finding: 16

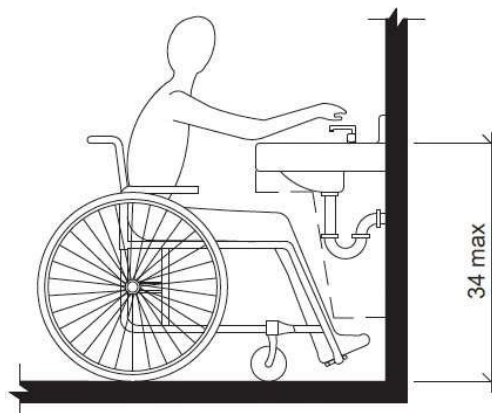
Budget Estimate: \$3,300.00

Recommendation:

Install new lavatory and faucet to be compliant. Including insulation.

Barrier Priority:

3 (Moderate): Should be completed as soon as possible, but there may be other items that will provide greater access to persons with disabilities. (Includes findings that have a high financial impact on the entity in relationship to the degree of access provided).



As Built: The top rim of the lavatory is too high.

All lavatories that are designated to be accessible shall be a minimum 17 inches in horizontal depth and mounted with the rim or counter edge no higher than 34 inches above the finished floor.

Citation: 2010 ADAS Section 606.3

Lavatories and sinks shall be installed with the front of the higher of the rim or counter surface 34 inches (865 mm) maximum above the finish floor or ground.

Nurse Office

Finding: 17


Budget Estimate: Included in Finding 16.

Recommendation:

Install new lever type faucet.

Barrier Priority:

3 (Moderate): Should be completed as soon as possible, but there may be other items that will provide greater access to persons with disabilities. (Includes findings that have a high financial impact on the entity in relationship to the degree of access provided).



As Built: The faucet controls require twisting of the wrist.

Faucet controls and operating mechanisms shall be operable with one hand and shall not require tight grasping, pinching or twisting of the wrist. The force required to activate controls shall be no greater than 5 lb. Lever-operated, push-type and electronically controlled mechanisms are examples of acceptable designs. Self-closing valves are allowed if the faucet remains open for at least 10 seconds.

Citation: 2010 ADAS Section 606.4

Controls for faucets shall comply with 309. Hand-operated metering faucets shall remain open for 10 seconds minimum.

Nurse Office

Finding: 18

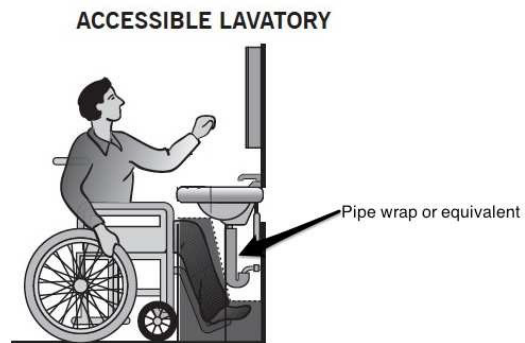
Budget Estimate: \$1,200.00

Recommendation:

Install new pipe insulation on lavatory.

Barrier Priority:

3 (Moderate): Should be completed as soon as possible, but there may be other items that will provide greater access to persons with disabilities. (Includes findings that have a high financial impact on the entity in relationship to the degree of access provided).



As Built: The water and drainpipe insulation under the lavatory is not installed.

Water supply and drainpipes under lavatories and sinks shall be insulated or otherwise configured to protect against contact. There shall be no sharp or abrasive surfaces under lavatories and sinks.

Citation: 2010 ADAS Section 606.5

Water supply and drainpipes under lavatories and sinks shall be insulated or otherwise configured to protect against contact. There shall be no sharp or abrasive surfaces under lavatories and sinks.

Nurse Office

Finding: 19

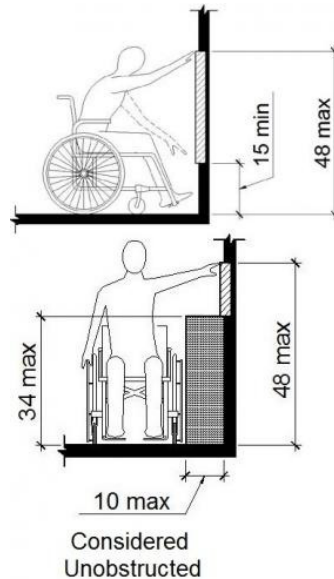
Budget Estimate: \$1,200.00

Recommendation:

Lower hand sanitizer for push to be at 48" AFF.

Barrier Priority:

3 (Moderate): Should be completed as soon as possible, but there may be other items that will provide greater access to persons with disabilities. (Includes findings that have a high financial impact on the entity in relationship to the degree of access provided).



As Built: The hand sanitizer is not positioned correctly for either a side or front approach.

Where a clear floor or ground space allows a parallel or front approach and the side reach is unobstructed, the high side reach shall be 48 inches maximum above the finish floor or ground and the low side reach shall be 15 inches minimum above the finish floor or ground.

Citation: 2010 ADAS Section 308.2.1

Where a forward reach is unobstructed, the high forward reach shall be 48 inches (1220 mm) maximum and the low forward reach shall be 15 inches (380 mm) minimum above the finish floor or ground.

2010 ADAS Section 308.3.1

Where a clear floor or ground space allows a parallel approach to an element and the side reach is unobstructed, the high side reach shall be 48 inches (1220 mm) maximum and the low side reach shall be 15 inches (380 mm) minimum above the finish floor or ground.

Nurse Office

Finding: 20

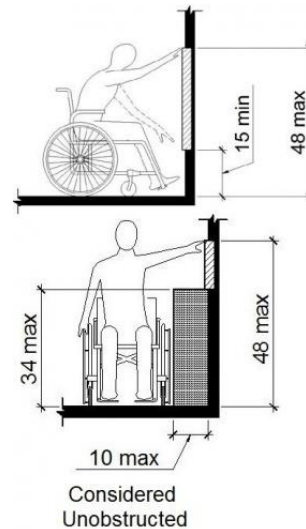
Budget Estimate: \$1,200.00

Recommendation:

Lower paper towel dispenser for all operable components to be 48" max AFF.

Barrier Priority:

3 (Moderate): Should be completed as soon as possible, but there may be other items that will provide greater access to persons with disabilities. (Includes findings that have a high financial impact on the entity in relationship to the degree of access provided).



As Built: The paper towel dispenser is not positioned correctly for either a side or front approach.

Where a clear floor or ground space allows a parallel or front approach and the side reach is unobstructed, the high side reach shall be 48 inches maximum above the finish floor or ground and the low side reach shall be 15 inches minimum above the finish floor or ground.

Citation: 2010 ADAS Section 308.2.1

Where a forward reach is unobstructed, the high forward reach shall be 48 inches (1220 mm) maximum and the low forward reach shall be 15 inches (380 mm) minimum above the finish floor or ground.

2010 ADAS Section 308.3.1

Where a clear floor or ground space allows a parallel approach to an element and the side reach is unobstructed, the high side reach shall be 48 inches (1220 mm) maximum and the low side reach shall be 15 inches (380 mm) minimum above the finish floor or ground.

Nurse Office

Finding: 21

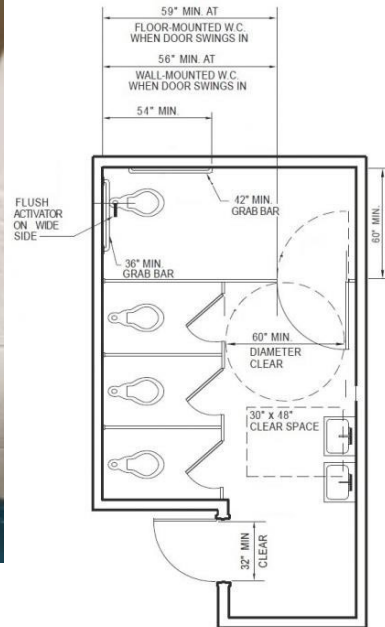

Budget Estimate: \$0.00

Recommendation:

Another restroom should be identified to make a complaint.

Barrier Priority:

3 (Moderate): Should be completed as soon as possible, but there may be other items that will provide greater access to persons with disabilities. (Includes findings that have a high financial impact on the entity in relationship to the degree of access provided).



As Built: The toilet compartment does not have the required minimum clear floor space or maneuvering clearances for the toilet. The restroom does not have the required minimum width and depth dimensions. The entry door does not contain the required minimum 60 inches maneuvering space on the pull side. No Grab bars installed.

Citation: 2010 ADAS Section 213.2

Where toilet rooms are provided, each toilet room shall comply with 603. Where bathing rooms are provided, each bathing room shall comply with 603.

Corridor

Finding: 22

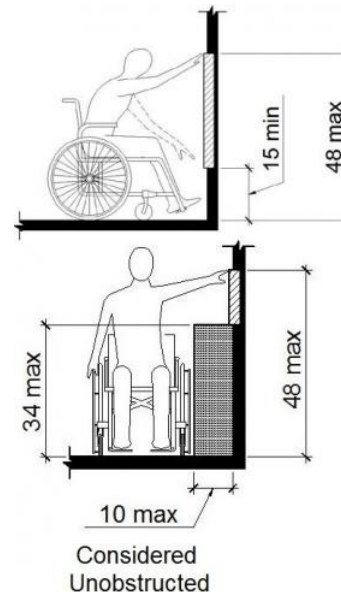
Budget Estimate: \$1,950.00

Recommendation:

Lower alarm pad for all operable components to be 48" max AFF.

Barrier Priority:

3 (Moderate): Should be completed as soon as possible, but there may be other items that will provide greater access to persons with disabilities. (Includes findings that have a high financial impact on the entity in relationship to the degree of access provided).



As Built: The alarm pad is not positioned correctly for either a side or front approach.

Where a clear floor or ground space allows a parallel or front approach and the side reach is unobstructed, the high side reach shall be 48 inches maximum above the finish floor or ground and the low side reach shall be 15 inches minimum above the finish floor or ground.

Citation: 2010 ADAS Section 308.2.1

Where a forward reach is unobstructed, the high forward reach shall be 48 inches (1220 mm) maximum and the low forward reach shall be 15 inches (380 mm) minimum above the finish floor or ground.

2010 ADAS Section 308.3.1

Where a clear floor or ground space allows a parallel approach to an element and the side reach is unobstructed, the high side reach shall be 48 inches (1220 mm) maximum and the low side reach shall be 15 inches (380 mm) minimum above the finish floor or ground.

Corridor

Finding: 23

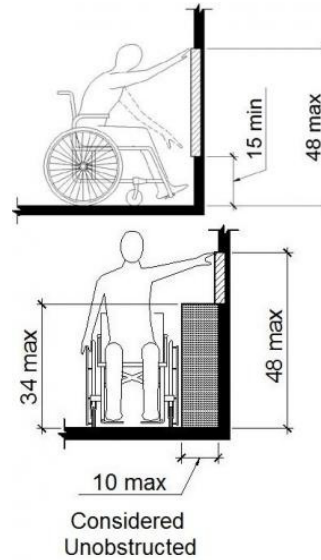
Budget Estimate: \$1,950.00

Recommendation:

Lower thermostat to 48" max AFF.

Barrier Priority:

3 (Moderate): Should be completed as soon as possible, but there may be other items that will provide greater access to persons with disabilities. (Includes findings that have a high financial impact on the entity in relationship to the degree of access provided).



As Built: The thermostat is not positioned correctly for either a side or front approach.

Where a clear floor or ground space allows a parallel or front approach and the side reach is unobstructed, the high side reach shall be 48 inches maximum above the finish floor or ground and the low side reach shall be 15 inches minimum above the finish floor or ground.

Citation: 2010 ADAS Section 308.2.1

Where a forward reach is unobstructed, the high forward reach shall be 48 inches (1220 mm) maximum and the low forward reach shall be 15 inches (380 mm) minimum above the finish floor or ground.

2010 ADAS Section 308.3.1

Where a clear floor or ground space allows a parallel approach to an element and the side reach is unobstructed, the high side reach shall be 48 inches (1220 mm) maximum and the low side reach shall be 15 inches (380 mm) minimum above the finish floor or ground.

Corridor

Finding: 24

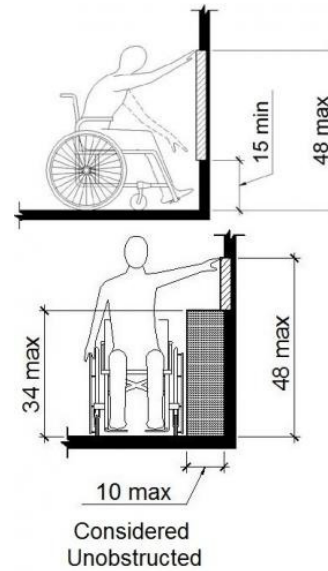
Budget Estimate: \$1,950.00

Recommendation:

Lower fire alarm pull for all operable components to be 48" max AFF.

Barrier Priority:

3 (Moderate): Should be completed as soon as possible, but there may be other items that will provide greater access to persons with disabilities. (Includes findings that have a high financial impact on the entity in relationship to the degree of access provided).



As Built: The fire alarm pull is not positioned correctly for either a side or front approach.

Where a clear floor or ground space allows a parallel or front approach and the side reach is unobstructed, the high side reach shall be 48 inches maximum above the finish floor or ground and the low side reach shall be 15 inches minimum above the finish floor or ground.

Citation: 2010 ADAS Section 308.2.1

Where a forward reach is unobstructed, the high forward reach shall be 48 inches (1220 mm) maximum and the low forward reach shall be 15 inches (380 mm) minimum above the finish floor or ground.

2010 ADAS Section 308.3.1

Where a clear floor or ground space allows a parallel approach to an element and the side reach is unobstructed, the high side reach shall be 48 inches (1220 mm) maximum and the low side reach shall be 15 inches (380 mm) minimum above the finish floor or ground.

Corridor

Finding: 25

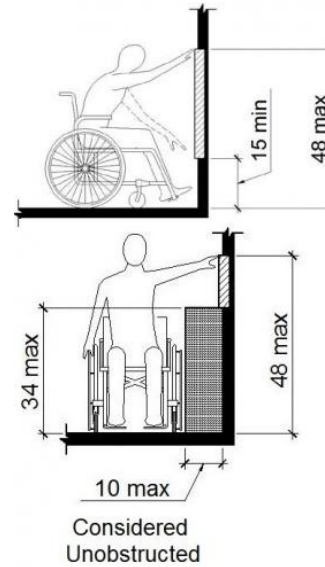
Budget Estimate: \$1,200.00

Recommendation:

Lower fire extinguisher for handle to be 48" max AFF.

Barrier Priority:

3 (Moderate): Should be completed as soon as possible, but there may be other items that will provide greater access to persons with disabilities. (Includes findings that have a high financial impact on the entity in relationship to the degree of access provided).



As Built: The fire extinguisher is not positioned correctly for either a side or front approach.

Where a clear floor or ground space allows a parallel or front approach and the side reach is unobstructed, the high side reach shall be 48 inches maximum above the finish floor or ground and the low side reach shall be 15 inches minimum above the finish floor or ground.

Citation: 2010 ADAS Section 308.2.1

Where a forward reach is unobstructed, the high forward reach shall be 48 inches (1220 mm) maximum and the low forward reach shall be 15 inches (380 mm) minimum above the finish floor or ground.

2010 ADAS Section 308.3.1

Where a clear floor or ground space allows a parallel approach to an element and the side reach is unobstructed, the high side reach shall be 48 inches (1220 mm) maximum and the low side reach shall be 15 inches (380 mm) minimum above the finish floor or ground.

Corridor

Finding: 26

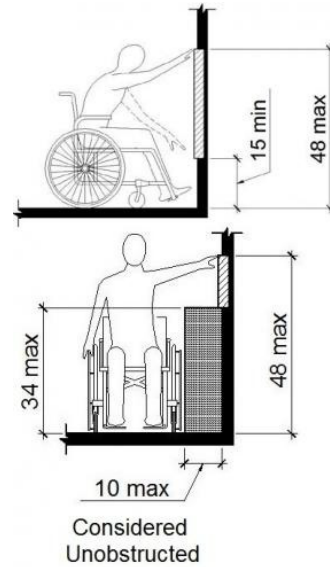

Budget Estimate: \$1,950.00

Recommendation:

Lower intercom button to 48" max AFF.

Barrier Priority:

3 (Moderate): Should be completed as soon as possible, but there may be other items that will provide greater access to persons with disabilities. (Includes findings that have a high financial impact on the entity in relationship to the degree of access provided).



As Built: The 71" is not positioned correctly for either a side or front approach.

Where a clear floor or ground space allows a parallel or front approach and the side reach is unobstructed, the high side reach shall be 48 inches maximum above the finish floor or ground and the low side reach shall be 15 inches minimum above the finish floor or ground.

Citation: 2010 ADAS Section 308.2.1

Where a forward reach is unobstructed, the high forward reach shall be 48 inches (1220 mm) maximum and the low forward reach shall be 15 inches (380 mm) minimum above the finish floor or ground.

2010 ADAS Section 308.3.1

Where a clear floor or ground space allows a parallel approach to an element and the side reach is unobstructed, the high side reach shall be 48 inches (1220 mm) maximum and the low side reach shall be 15 inches (380 mm) minimum above the finish floor or ground.

Corridor

Finding: 27

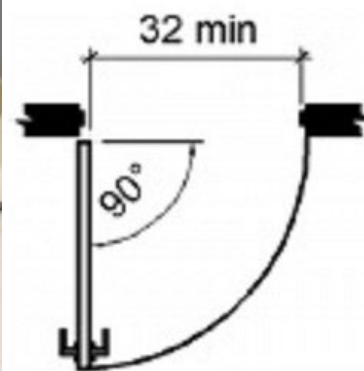
Budget Estimate: \$16,500.00

Recommendation:

Install new 6' double door to comply with 32" clear opening width requirement.

Barrier Priority:

3 (Moderate): Should be completed as soon as possible, but there may be other items that will provide greater access to persons with disabilities. (Includes findings that have a high financial impact on the entity in relationship to the degree of access provided).



Hinged Door or Gate

As Built: Neither leaf of the doorway provides at least 32 inches between the face of the door and the opposite stop.

At least one of the active leaves of doorways with two leaves shall comply with clear width and maneuvering clearance.

Door openings shall provide a clear width of 32 inches minimum. Clear openings of doorways with swinging doors shall be measured between the face of the door and the stop, with the door open 90 degrees. There shall be no projections into the required clear opening width lower than 34 inches above the finish floor or ground. Projections into the clear opening width between 34 inches and 80 inches above the finish floor or ground shall not exceed 4 inches.

Citation: 2010 ADAS Section 404.2.3

Door openings shall provide a clear width of 32 inches (815 mm) minimum. Clear openings of doorways with swinging doors shall be measured between the face of the door and the stop, with the door open 90 degrees. Openings more than 24 inches (610 mm) deep shall provide a clear opening of 36 inches (915 mm) minimum. There shall be no projections into the required clear opening width lower than 34 inches (865 mm) above the finish floor or ground. Projections into the clear opening width between 34 inches (865 mm) and 80 inches (2030 mm) above the finish floor or ground shall not exceed 4 inches (100 mm).

2010 ADAS Section 404.2.2

At least one of the active leaves of doorways with two leaves shall comply with 404.2.3 and 404.2.4.

Corridor

Finding: 28

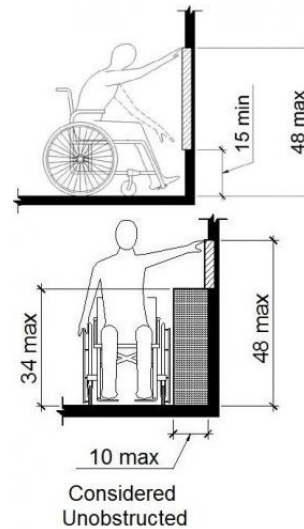
Budget Estimate: \$1,950.00

Recommendation:

Lower fire alarm pull for top to be 48" max AFF.

Barrier Priority:

3 (Moderate): Should be completed as soon as possible, but there may be other items that will provide greater access to persons with disabilities. (Includes findings that have a high financial impact on the entity in relationship to the degree of access provided).



As Built: The fire alarm pull is not positioned correctly for either a side or front approach.

Where a clear floor or ground space allows a parallel or front approach and the side reach is unobstructed, the high side reach shall be 48 inches maximum above the finish floor or ground and the low side reach shall be 15 inches minimum above the finish floor or ground.

Citation: 2010 ADAS Section 308.2.1

Where a forward reach is unobstructed, the high forward reach shall be 48 inches (1220 mm) maximum and the low forward reach shall be 15 inches (380 mm) minimum above the finish floor or ground.

2010 ADAS Section 308.3.1

Where a clear floor or ground space allows a parallel approach to an element and the side reach is unobstructed, the high side reach shall be 48 inches (1220 mm) maximum and the low side reach shall be 15 inches (380 mm) minimum above the finish floor or ground.

Corridor

Finding: 29

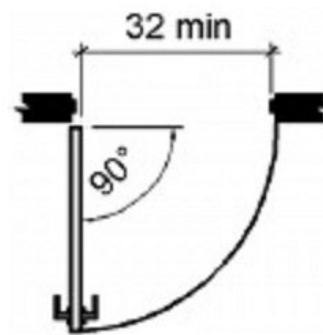
Budget Estimate: \$18,750.00

Recommendation:

Install new 6' exterior double doors to comply with single lead 32" clear opening width requirement.

Barrier Priority:

3 (Moderate): Should be completed as soon as possible, but there may be other items that will provide greater access to persons with disabilities. (Includes findings that have a high financial impact on the entity in relationship to the degree of access provided).



Hinged Door or Gate

As Built: Neither leaf of the doorway provides at least 32 inches between the face of the door and the opposite stop. At least one of the active leaves of doorways with two leaves shall comply with clear width and maneuvering clearance.

Door openings shall provide a clear width of 32 inches minimum. Clear openings of doorways with swinging doors shall be measured between the face of the door and the stop, with the door open 90 degrees. There shall be no projections into the required clear opening width lower than 34 inches above the finish floor or ground. Projections into the clear opening width between 34 inches and 80 inches above the finish floor or ground shall not exceed 4 inches.

Citation: 2010 ADAS Section 404.2.3

Door openings shall provide a clear width of 32 inches (815 mm) minimum. Clear openings of doorways with swinging doors shall be measured between the face of the door and the stop, with the door open 90 degrees. Openings more than 24 inches (610 mm) deep shall provide a clear opening of 36 inches (915 mm) minimum. There shall be no projections into the required clear opening width lower than 34 inches (865 mm) above the finish floor or ground. Projections into the clear opening width between 34 inches (865 mm) and 80 inches (2030 mm) above the finish floor or ground shall not exceed 4 inches (100 mm).

2010 ADAS Section 404.2.2

At least one of the active leaves of doorways with two leaves shall comply with 404.2.3 and 404.2.4.

Corridor

Finding: 30

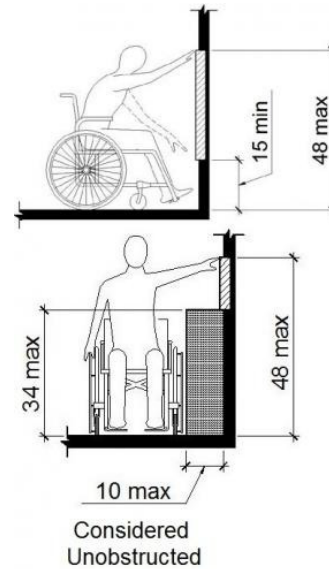
Budget Estimate: \$1,950.00

Recommendation:

Lower fire alarm pull for top to be 48" max AFF.

Barrier Priority:

3 (Moderate): Should be completed as soon as possible, but there may be other items that will provide greater access to persons with disabilities. (Includes findings that have a high financial impact on the entity in relationship to the degree of access provided).



As Built: The fire alarm pull is not positioned correctly for either a side or front approach.

Where a clear floor or ground space allows a parallel or front approach and the side reach is unobstructed, the high side reach shall be 48 inches maximum above the finish floor or ground and the low side reach shall be 15 inches minimum above the finish floor or ground.

Citation: 2010 ADAS Section 308.2.1

Where a forward reach is unobstructed, the high forward reach shall be 48 inches (1220 mm) maximum and the low forward reach shall be 15 inches (380 mm) minimum above the finish floor or ground.

2010 ADAS Section 308.3.1

Where a clear floor or ground space allows a parallel approach to an element and the side reach is unobstructed, the high side reach shall be 48 inches (1220 mm) maximum and the low side reach shall be 15 inches (380 mm) minimum above the finish floor or ground.

Corridor

Finding: 31

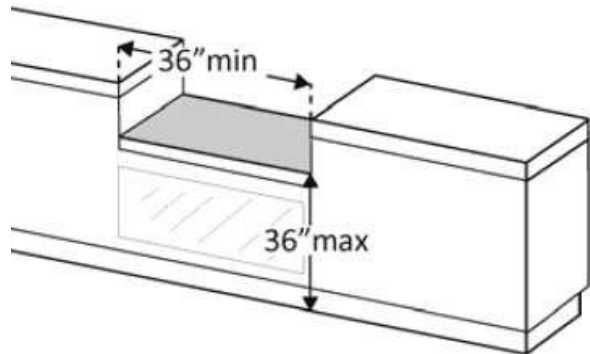
Budget Estimate: \$18,187.00

Recommendation:

Cut out 3' (width) section and replace with new counter at 36" AFF.

Barrier Priority:

3 (Moderate): Should be completed as soon as possible, but there may be other items that will provide greater access to persons with disabilities. (Includes findings that have a high financial impact on the entity in relationship to the degree of access provided).



As Built: The counter is too high.

A portion of the counter surface that is 36 inches long minimum and 36 inches high maximum above the finish floor shall be provided. Knee and toe space must be provided for a forward approach. A 30 inch by 48 inch clear floor space on an accessible route must be provided for either a forward or parallel approach.

Citation: 2010 ADAS Section 904.4.2

A portion of the counter surface that is 30 inches (760 mm) long minimum and 36 inches (915 mm) high maximum shall be provided. Knee and toe space complying with 306 shall be provided under the counter. A clear floor or ground space complying with 305 shall be positioned for a forward approach to the counter.

2010 ADAS Section 904.4.1

A portion of the counter surface that is 36 inches (915 mm) long minimum and 36 inches (915 mm) high maximum above the finish floor shall be provided. A clear floor or ground space complying with 305 shall be positioned for a parallel approach adjacent to the 36 inch (915 mm) minimum length of counter.

Corridor

Finding: 32

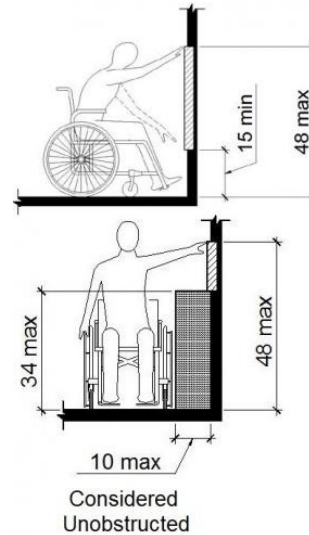
Budget Estimate: \$1,950.00

Recommendation:

Lower fire alarm pull for top to be 48" max AFF.

Barrier Priority:

3 (Moderate): Should be completed as soon as possible, but there may be other items that will provide greater access to persons with disabilities. (Includes findings that have a high financial impact on the entity in relationship to the degree of access provided).



As Built: The fire alarm pull is not positioned correctly for either a side or front approach.

Where a clear floor or ground space allows a parallel or front approach and the side reach is unobstructed, the high side reach shall be 48 inches maximum above the finish floor or ground and the low side reach shall be 15 inches minimum above the finish floor or ground.

Citation: 2010 ADAS Section 308.2.1

Where a forward reach is unobstructed, the high forward reach shall be 48 inches (1220 mm) maximum and the low forward reach shall be 15 inches (380 mm) minimum above the finish floor or ground.

2010 ADAS Section 308.3.1

Where a clear floor or ground space allows a parallel approach to an element and the side reach is unobstructed, the high side reach shall be 48 inches (1220 mm) maximum and the low side reach shall be 15 inches (380 mm) minimum above the finish floor or ground.

Corridor

Finding: 33

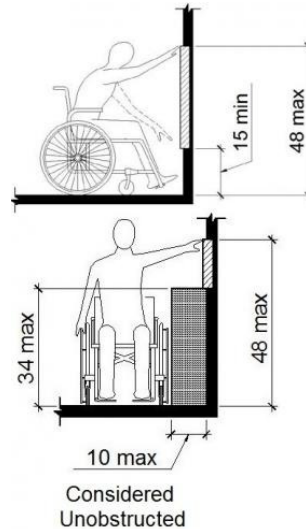
Budget Estimate: \$1,950.00

Recommendation:

Lower fire alarm annunciator for top to be 48" max AFF.

Barrier Priority:

3 (Moderate): Should be completed as soon as possible, but there may be other items that will provide greater access to persons with disabilities. (Includes findings that have a high financial impact on the entity in relationship to the degree of access provided).



As Built: The fire alarm pull is not positioned correctly for either a side or front approach.

Where a clear floor or ground space allows a parallel or front approach and the side reach is unobstructed, the high side reach shall be 48 inches maximum above the finish floor or ground and the low side reach shall be 15 inches minimum above the finish floor or ground.

Citation: 2010 ADAS Section 308.2.1

Where a forward reach is unobstructed, the high forward reach shall be 48 inches (1220 mm) maximum and the low forward reach shall be 15 inches (380 mm) minimum above the finish floor or ground.

2010 ADAS Section 308.3.1

Where a clear floor or ground space allows a parallel approach to an element and the side reach is unobstructed, the high side reach shall be 48 inches (1220 mm) maximum and the low side reach shall be 15 inches (380 mm) minimum above the finish floor or ground.

Corridor

Finding: 34

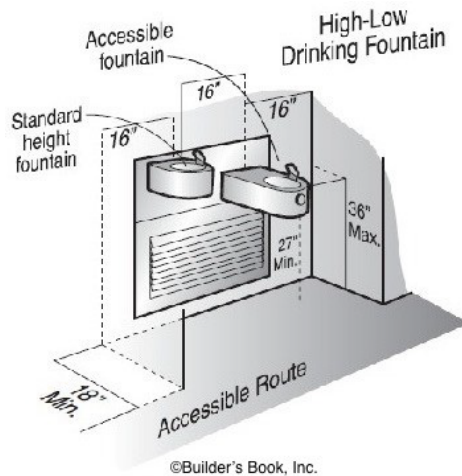
Budget Estimate: \$20,725.00

Recommendation:

Install new wheelchair accessible drinking fountain with barriers in corridor.

Barrier Priority:

3 (Moderate): Should be completed as soon as possible, but there may be other items that will provide greater access to persons with disabilities. (Includes findings that have a high financial impact on the entity in relationship to the degree of access provided).



As Built: The drinking fountain is noncompliant.

Spout outlets shall be 36 inches maximum above the finish floor or ground and be located 15 inches minimum from the vertical support and 5 inches maximum from the front edge of the unit, including bumpers. The spout shall provide a flow of water at least 4 inches high minimum and shall be located 5 inches maximum from the front of the unit. The angle of the water stream shall be measured horizontally relative to the front face of the unit. Where spouts are located less than 3 inches of the front of the unit, the angle of the water stream shall be 30 degrees maximum. Where spouts are located between 3 inches and 5 inches maximum from the front of the unit, the angle of the water stream shall be 15 degrees maximum. On an accessible drinking fountain with a round or oval bowl, the spout must be positioned so the flow of water is within 3 inches of the front edge of the fountain.

Citation: 2010 ADAS Section 602.1

Drinking fountains shall comply with 307 and 602.

Corridor

Finding: 35

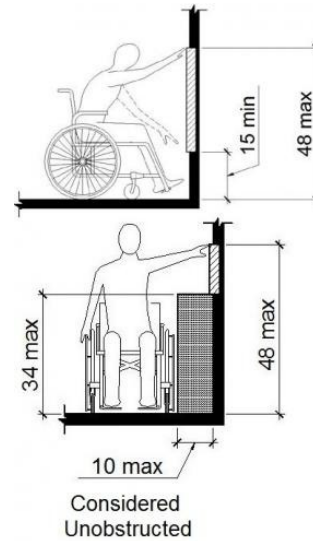
Budget Estimate: \$1,200.00

Recommendation:

Lower Defibrillator for handle to be 48" max AFF.

Barrier Priority:

3 (Moderate): Should be completed as soon as possible, but there may be other items that will provide greater access to persons with disabilities. (Includes findings that have a high financial impact on the entity in relationship to the degree of access provided).



As Built: The Defibrillator is not positioned correctly for either a side or front approach.

Where a clear floor or ground space allows a parallel or front approach and the side reach is unobstructed, the high side reach shall be 48 inches maximum above the finish floor or ground and the low side reach shall be 15 inches minimum above the finish floor or ground.

Citation: 2010 ADAS Section 308.2.1

Where a forward reach is unobstructed, the high forward reach shall be 48 inches (1220 mm) maximum and the low forward reach shall be 15 inches (380 mm) minimum above the finish floor or ground.

2010 ADAS Section 308.3.1

Where a clear floor or ground space allows a parallel approach to an element and the side reach is unobstructed, the high side reach shall be 48 inches (1220 mm) maximum and the low side reach shall be 15 inches (380 mm) minimum above the finish floor or ground.

Corridor

Finding: 36

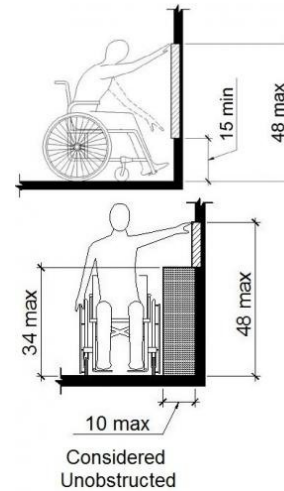
Budget Estimate: \$1,950.00

Recommendation:

Lower thermostat for handle to be 48" max AFF.

Barrier Priority:

3 (Moderate): Should be completed as soon as possible, but there may be other items that will provide greater access to persons with disabilities. (Includes findings that have a high financial impact on the entity in relationship to the degree of access provided).



As Built: The thermostat is not positioned correctly for either a side or front approach.

Where a clear floor or ground space allows a parallel or front approach and the side reach is unobstructed, the high side reach shall be 48 inches maximum above the finish floor or ground and the low side reach shall be 15 inches minimum above the finish floor or ground.

Citation: 2010 ADAS Section 308.2.1

Where a forward reach is unobstructed, the high forward reach shall be 48 inches (1220 mm) maximum and the low forward reach shall be 15 inches (380 mm) minimum above the finish floor or ground.

2010 ADAS Section 308.3.1

Where a clear floor or ground space allows a parallel approach to an element and the side reach is unobstructed, the high side reach shall be 48 inches (1220 mm) maximum and the low side reach shall be 15 inches (380 mm) minimum above the finish floor or ground.

Corridor

Finding: 37

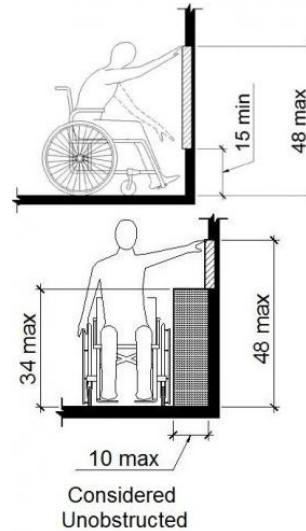
Budget Estimate: \$1,200.00

Recommendation:

Lower fire extinguisher for handle to be 48" max AFF.

Barrier Priority:

3 (Moderate): Should be completed as soon as possible, but there may be other items that will provide greater access to persons with disabilities. (Includes findings that have a high financial impact on the entity in relationship to the degree of access provided).



As Built: The fire extinguisher is not positioned correctly for either a side or front approach.

Where a clear floor or ground space allows a parallel or front approach and the side reach is unobstructed, the high side reach shall be 48 inches maximum above the finish floor or ground and the low side reach shall be 15 inches minimum above the finish floor or ground.

Citation: 2010 ADAS Section 308.2.1

Where a forward reach is unobstructed, the high forward reach shall be 48 inches (1220 mm) maximum and the low forward reach shall be 15 inches (380 mm) minimum above the finish floor or ground.

2010 ADAS Section 308.3.1

Where a clear floor or ground space allows a parallel approach to an element and the side reach is unobstructed, the high side reach shall be 48 inches (1220 mm) maximum and the low side reach shall be 15 inches (380 mm) minimum above the finish floor or ground.

Corridor

Finding: 38

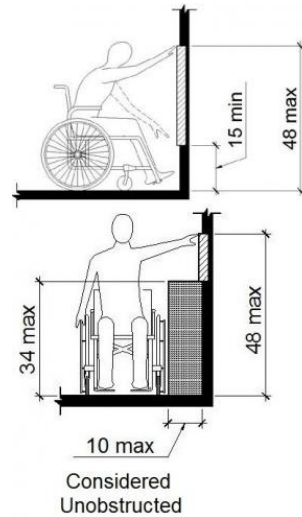
Budget Estimate: \$1,200.00

Recommendation:

Lower fire extinguisher for handle to be 48" max AFF.

Barrier Priority:

3 (Moderate): Should be completed as soon as possible, but there may be other items that will provide greater access to persons with disabilities. (Includes findings that have a high financial impact on the entity in relationship to the degree of access provided).



As Built: The fire extinguisher is not positioned correctly for either a side or front approach.

Where a clear floor or ground space allows a parallel or front approach and the side reach is unobstructed, the high side reach shall be 48 inches maximum above the finish floor or ground and the low side reach shall be 15 inches minimum above the finish floor or ground.

Citation: 2010 ADAS Section 308.2.1

Where a forward reach is unobstructed, the high forward reach shall be 48 inches (1220 mm) maximum and the low forward reach shall be 15 inches (380 mm) minimum above the finish floor or ground.

2010 ADAS Section 308.3.1

Where a clear floor or ground space allows a parallel approach to an element and the side reach is unobstructed, the high side reach shall be 48 inches (1220 mm) maximum and the low side reach shall be 15 inches (380 mm) minimum above the finish floor or ground.

Corridor

Finding: 39

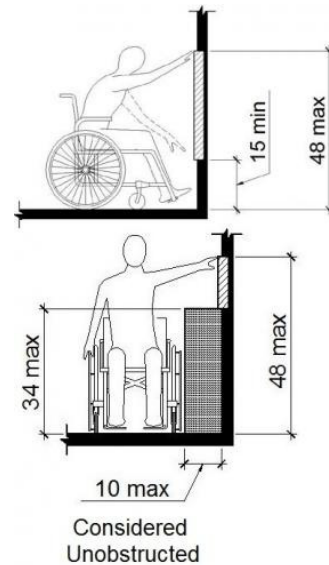
Budget Estimate: \$1,200.00

Recommendation:

Lower fire extinguisher for handle to be 48" max AFF.

Barrier Priority:

3 (Moderate): Should be completed as soon as possible, but there may be other items that will provide greater access to persons with disabilities. (Includes findings that have a high financial impact on the entity in relationship to the degree of access provided).



As Built: The fire extinguisher is not positioned correctly for either a side or front approach.

Where a clear floor or ground space allows a parallel or front approach and the side reach is unobstructed, the high side reach shall be 48 inches maximum above the finish floor or ground and the low side reach shall be 15 inches minimum above the finish floor or ground.

Citation: 2010 ADAS Section 308.2.1

Where a forward reach is unobstructed, the high forward reach shall be 48 inches (1220 mm) maximum and the low forward reach shall be 15 inches (380 mm) minimum above the finish floor or ground.

2010 ADAS Section 308.3.1

Where a clear floor or ground space allows a parallel approach to an element and the side reach is unobstructed, the high side reach shall be 48 inches (1220 mm) maximum and the low side reach shall be 15 inches (380 mm) minimum above the finish floor or ground.

Corridor

Finding: 40

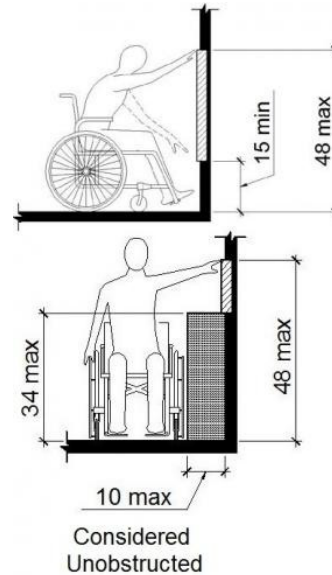
Budget Estimate: \$1,950.00

Recommendation:

Lower thermostat to 48" max AFF.

Barrier Priority:

3 (Moderate): Should be completed as soon as possible, but there may be other items that will provide greater access to persons with disabilities. (Includes findings that have a high financial impact on the entity in relationship to the degree of access provided).



As Built: The thermostat is not positioned correctly for either a side or front approach.

Where a clear floor or ground space allows a parallel or front approach and the side reach is unobstructed, the high side reach shall be 48 inches maximum above the finish floor or ground and the low side reach shall be 15 inches minimum above the finish floor or ground.

Citation: 2010 ADAS Section 308.2.1

Where a forward reach is unobstructed, the high forward reach shall be 48 inches (1220 mm) maximum and the low forward reach shall be 15 inches (380 mm) minimum above the finish floor or ground.

2010 ADAS Section 308.3.1

Where a clear floor or ground space allows a parallel approach to an element and the side reach is unobstructed, the high side reach shall be 48 inches (1220 mm) maximum and the low side reach shall be 15 inches (380 mm) minimum above the finish floor or ground.

Corridor

Finding: 41

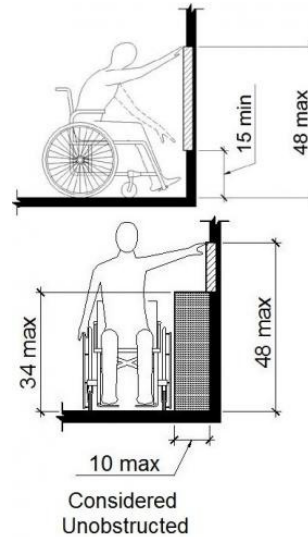
Budget Estimate: \$1,950.00

Recommendation:

Lower fire alarm pull station for top to be 48" max AFF.

Barrier Priority:

3 (Moderate): Should be completed as soon as possible, but there may be other items that will provide greater access to persons with disabilities. (Includes findings that have a high financial impact on the entity in relationship to the degree of access provided).



As Built: The fire alarm pull station is not positioned correctly for either a side or front approach.

Where a clear floor or ground space allows a parallel or front approach and the side reach is unobstructed, the high side reach shall be 48 inches maximum above the finish floor or ground and the low side reach shall be 15 inches minimum above the finish floor or ground.

Citation: 2010 ADAS Section 308.2.1

Where a forward reach is unobstructed, the high forward reach shall be 48 inches (1220 mm) maximum and the low forward reach shall be 15 inches (380 mm) minimum above the finish floor or ground.

2010 ADAS Section 308.3.1

Where a clear floor or ground space allows a parallel approach to an element and the side reach is unobstructed, the high side reach shall be 48 inches (1220 mm) maximum and the low side reach shall be 15 inches (380 mm) minimum above the finish floor or ground.

Corridor

Finding: 42

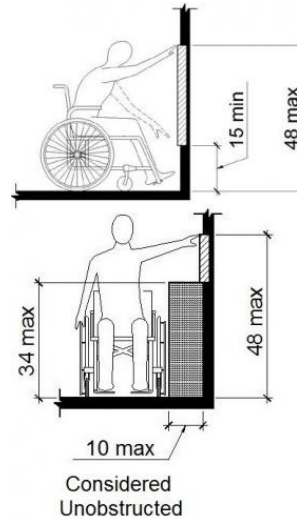
Budget Estimate: \$1,950.00

Recommendation:

Lower thermostat to 48" max AFF.

Barrier Priority:

3 (Moderate): Should be completed as soon as possible, but there may be other items that will provide greater access to persons with disabilities. (Includes findings that have a high financial impact on the entity in relationship to the degree of access provided).



As Built: The thermostat is not positioned correctly for either a side or front approach.

Where a clear floor or ground space allows a parallel or front approach and the side reach is unobstructed, the high side reach shall be 48 inches maximum above the finish floor or ground and the low side reach shall be 15 inches minimum above the finish floor or ground.

Citation: 2010 ADAS Section 308.2.1

Where a forward reach is unobstructed, the high forward reach shall be 48 inches (1220 mm) maximum and the low forward reach shall be 15 inches (380 mm) minimum above the finish floor or ground.

2010 ADAS Section 308.3.1

Where a clear floor or ground space allows a parallel approach to an element and the side reach is unobstructed, the high side reach shall be 48 inches (1220 mm) maximum and the low side reach shall be 15 inches (380 mm) minimum above the finish floor or ground.

Corridor

Finding: 43

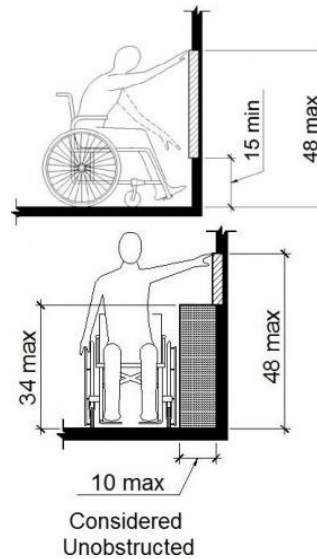
Budget Estimate: \$1,950.00

Recommendation:

Lower fire alarm pull station for top to be 48" max AFF.

Barrier Priority:

3 (Moderate): Should be completed as soon as possible, but there may be other items that will provide greater access to persons with disabilities. (Includes findings that have a high financial impact on the entity in relationship to the degree of access provided).



As Built: The fire alarm pull station is not positioned correctly for either a side or front approach.

Where a clear floor or ground space allows a parallel or front approach and the side reach is unobstructed, the high side reach shall be 48 inches maximum above the finish floor or ground and the low side reach shall be 15 inches minimum above the finish floor or ground.

Citation: 2010 ADAS Section 308.2.1

Where a forward reach is unobstructed, the high forward reach shall be 48 inches (1220 mm) maximum and the low forward reach shall be 15 inches (380 mm) minimum above the finish floor or ground.

2010 ADAS Section 308.3.1

Where a clear floor or ground space allows a parallel approach to an element and the side reach is unobstructed, the high side reach shall be 48 inches (1220 mm) maximum and the low side reach shall be 15 inches (380 mm) minimum above the finish floor or ground.

Cafeteria

Finding: 44

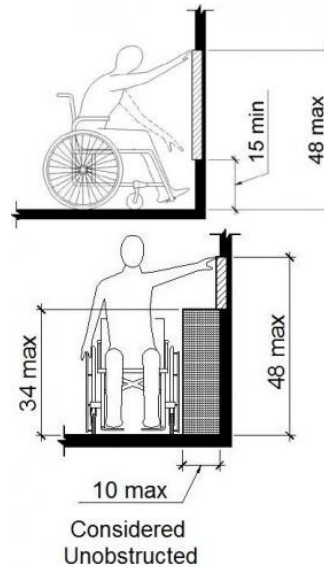
Budget Estimate: \$1,950.00

Recommendation:

Lower fire alarm pull station for top to be 48" max AFF.

Barrier Priority:

3 (Moderate): Should be completed as soon as possible, but there may be other items that will provide greater access to persons with disabilities. (Includes findings that have a high financial impact on the entity in relationship to the degree of access provided).



As Built: The fire alarm pull station is not positioned correctly for either a side or front approach.

Where a clear floor or ground space allows a parallel or front approach and the side reach is unobstructed, the high side reach shall be 48 inches maximum above the finish floor or ground and the low side reach shall be 15 inches minimum above the finish floor or ground.

Citation: 2010 ADAS Section 308.2.1

Where a forward reach is unobstructed, the high forward reach shall be 48 inches (1220 mm) maximum and the low forward reach shall be 15 inches (380 mm) minimum above the finish floor or ground.

2010 ADAS Section 308.3.1

Where a clear floor or ground space allows a parallel approach to an element and the side reach is unobstructed, the high side reach shall be 48 inches (1220 mm) maximum and the low side reach shall be 15 inches (380 mm) minimum above the finish floor or ground.

Cafeteria

Finding: 45

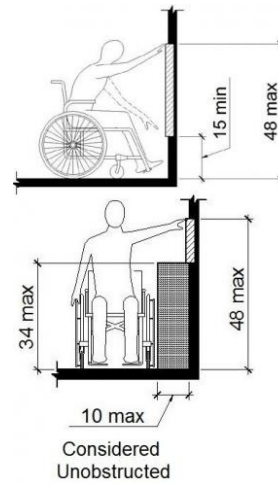
Budget Estimate: \$1,950.00

Recommendation:

Lower thermostat for all operable components to be 48" max AFF.

Barrier Priority:

3 (Moderate): Should be completed as soon as possible, but there may be other items that will provide greater access to persons with disabilities. (Includes findings that have a high financial impact on the entity in relationship to the degree of access provided).



As Built: The thermostat is not positioned correctly for either a side or front approach.

Where a clear floor or ground space allows a parallel or front approach and the side reach is unobstructed, the high side reach shall be 48 inches maximum above the finish floor or ground and the low side reach shall be 15 inches minimum above the finish floor or ground.

Citation: 2010 ADAS Section 308.2.1

Where a forward reach is unobstructed, the high forward reach shall be 48 inches (1220 mm) maximum and the low forward reach shall be 15 inches (380 mm) minimum above the finish floor or ground.

2010 ADAS Section 308.3.1

Where a clear floor or ground space allows a parallel approach to an element and the side reach is unobstructed, the high side reach shall be 48 inches (1220 mm) maximum and the low side reach shall be 15 inches (380 mm) minimum above the finish floor or ground.

Cafeteria

Finding: 46


Budget Estimate: \$6,000.00

Recommendation:

Move Food dispatch equipment for clearance of 36".

Barrier Priority:

3 (Moderate): Should be completed as soon as possible, but there may be other items that will provide greater access to persons with disabilities. (Includes findings that have a high financial impact on the entity in relationship to the degree of access provided).



As Built: The food service aisle does not have a minimum 36 inches of clear width because it is obstructed by an element.

Citation: 2010 ADAS Section 403.5.1

Except as provided in 403.5.2 and 403.5.3, the clear width of walking surfaces shall be 36 inches (915 mm) minimum.

Cafeteria

Finding: 47

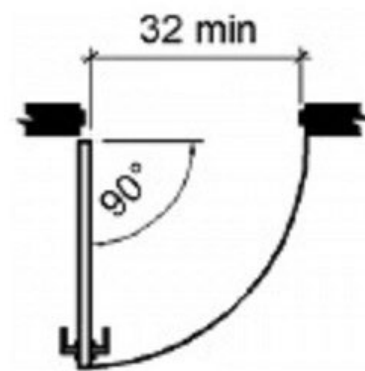

Budget Estimate: \$7,125.00

Recommendation:

Install new 36" door for required clearance of 32"

Barrier Priority:

3 (Moderate): Should be completed as soon as possible, but there may be other items that will provide greater access to persons with disabilities. (Includes findings that have a high financial impact on the entity in relationship to the degree of access provided).



Hinged Door or Gate

As Built: The door opening does not provide at least 32 inches between the face of the door and the opposite stop.

Door openings shall provide a clear width of 32 inches minimum. Clear openings of doorways with swinging doors shall be measured between the face of the door and the stop, with the door open 90 degrees. There shall be no projections into the required clear opening width lower than 34 inches above the finish floor or ground. Projections into the clear opening width between 34 inches and 80 inches above the finish floor or ground shall not exceed 4 inches.

Citation: 2010 ADAS Section 404.2.3

Door openings shall provide a clear width of 32 inches (815 mm) minimum. Clear openings of doorways with swinging doors shall be measured between the face of the door and the stop, with the door open 90 degrees. Openings more than 24 inches (610 mm) deep shall provide a clear opening of 36 inches (915 mm) minimum. There shall be no projections into the required clear opening width lower than 34 inches (865 mm) above the finish floor or ground. Projections into the clear opening width between 34 inches (865 mm) and 80 inches (2030 mm) above the finish floor or ground shall not exceed 4 inches (100 mm).

Kitchen

Finding: 48

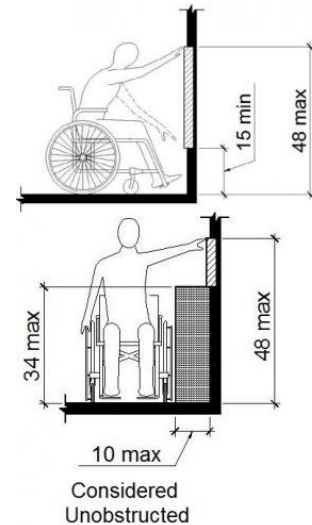
Budget Estimate: \$1,950.00

Recommendation:

Lower intercom button to 48" max AFF.

Barrier Priority:

3 (Moderate): Should be completed as soon as possible, but there may be other items that will provide greater access to persons with disabilities. (Includes findings that have a high financial impact on the entity in relationship to the degree of access provided).



As Built: The Intercom button is not positioned correctly for either a side or front approach.

Where a clear floor or ground space allows a parallel or front approach and the side reach is unobstructed, the high side reach shall be 48 inches maximum above the finish floor or ground and the low side reach shall be 15 inches minimum above the finish floor or ground.

Citation: 2010 ADAS Section 308.2.1

Where a forward reach is unobstructed, the high forward reach shall be 48 inches (1220 mm) maximum and the low forward reach shall be 15 inches (380 mm) minimum above the finish floor or ground.

2010 ADAS Section 308.3.1

Where a clear floor or ground space allows a parallel approach to an element and the side reach is unobstructed, the high side reach shall be 48 inches (1220 mm) maximum and the low side reach shall be 15 inches (380 mm) minimum above the finish floor or ground.

Kitchen

Finding: 49

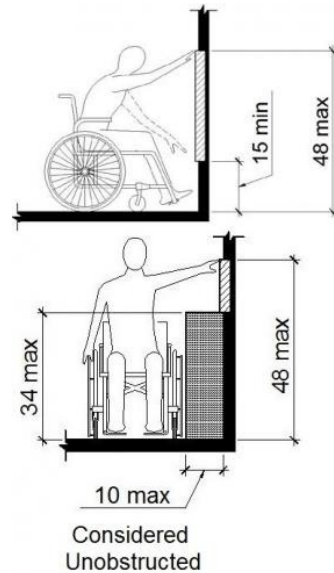
Budget Estimate: \$1,200.00

Recommendation:

Lower fire extinguisher for handle to be 48" max AFF.

Barrier Priority:

3 (Moderate): Should be completed as soon as possible, but there may be other items that will provide greater access to persons with disabilities. (Includes findings that have a high financial impact on the entity in relationship to the degree of access provided).



As Built: The fire extinguisher is not positioned correctly for either a side or front approach.

Where a clear floor or ground space allows a parallel or front approach and the side reach is unobstructed, the high side reach shall be 48 inches maximum above the finish floor or ground and the low side reach shall be 15 inches minimum above the finish floor or ground.

Citation: 2010 ADAS Section 308.2.1

Where a forward reach is unobstructed, the high forward reach shall be 48 inches (1220 mm) maximum and the low forward reach shall be 15 inches (380 mm) minimum above the finish floor or ground.

2010 ADAS Section 308.3.1

Where a clear floor or ground space allows a parallel approach to an element and the side reach is unobstructed, the high side reach shall be 48 inches (1220 mm) maximum and the low side reach shall be 15 inches (380 mm) minimum above the finish floor or ground.

Kitchen

Finding: 50

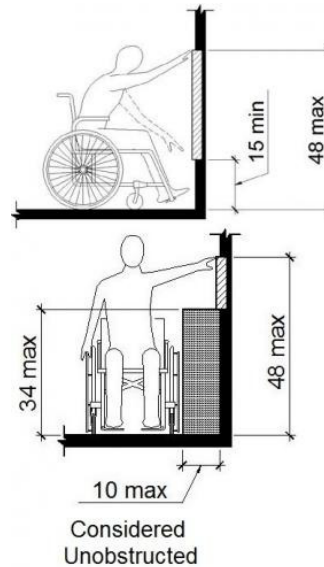
Budget Estimate: \$1,950.00

Recommendation:

Lower Ansul fire pull to 48" max AFF.

Barrier Priority:

3 (Moderate): Should be completed as soon as possible, but there may be other items that will provide greater access to persons with disabilities. (Includes findings that have a high financial impact on the entity in relationship to the degree of access provided).



As Built: The Ansul fire pull is not positioned correctly for either a side or front approach.

Where a clear floor or ground space allows a parallel or front approach and the side reach is unobstructed, the high side reach shall be 48 inches maximum above the finish floor or ground and the low side reach shall be 15 inches minimum above the finish floor or ground.

Citation: 2010 ADAS Section 308.2.1

Where a forward reach is unobstructed, the high forward reach shall be 48 inches (1220 mm) maximum and the low forward reach shall be 15 inches (380 mm) minimum above the finish floor or ground.

2010 ADAS Section 308.3.1

Where a clear floor or ground space allows a parallel approach to an element and the side reach is unobstructed, the high side reach shall be 48 inches (1220 mm) maximum and the low side reach shall be 15 inches (380 mm) minimum above the finish floor or ground.

Men's Faculty

Finding: 51

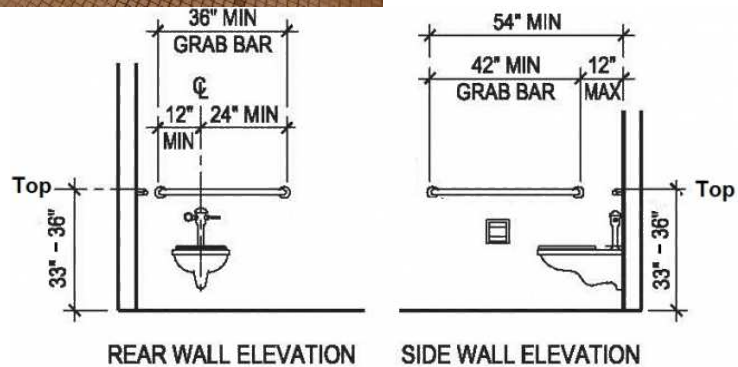
Budget Estimate: \$1,275.00

Recommendation:

Install new grab bars per figure.

Barrier Priority:

3 (Moderate): Should be completed as soon as possible, but there may be other items that will provide greater access to persons with disabilities. (Includes findings that have a high financial impact on the entity in relationship to the degree of access provided).



As Built: Accessible toilets must have grab bars installed.

The side grab bar must extend at least 54 inches minimum beyond the rear wall and start a maximum of 12 inches from the rear wall. The rear grab bar must be a minimum of 36 inches long and extend from the centerline of the toilet 12 inches minimum on one side and 24 inches minimum on the other side. Grab bars shall be installed in a horizontal position, 33 inches minimum and 36 inches maximum above the finish floor measured to the top of the gripping surface.

Citation: 2010 ADAS Section 604.5

Grab bars for water closets shall comply with 609. Grab bars shall be provided on the side wall closest to the water closet and on the rear wall.

Men's Faculty

Finding: 52

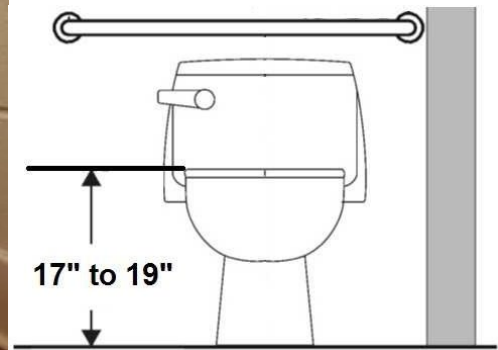
Budget Estimate: \$5,475.00

Recommendation:

Replace with a compliant toilet.

Barrier Priority:

3 (Moderate): Should be completed as soon as possible, but there may be other items that will provide greater access to persons with disabilities. (Includes findings that have a high financial impact on the entity in relationship to the degree of access provided).



As Built: The toilet seat is not located within the range allowed off the floor.

The height of accessible water closets shall be a minimum of 17 inches and a maximum of 19 inches measured to the top of the toilet seat. The seat itself shall be a maximum of 2 inch high.

Citation: 2010 ADAS Section 604.4

The seat height of a water closet above the finish floor shall be 17 inches (430 mm) minimum and 19 inches (485 mm) maximum measured to the top of the seat. Seats shall not be sprung to return to a lifted position.

Men's Faculty

Finding: 53

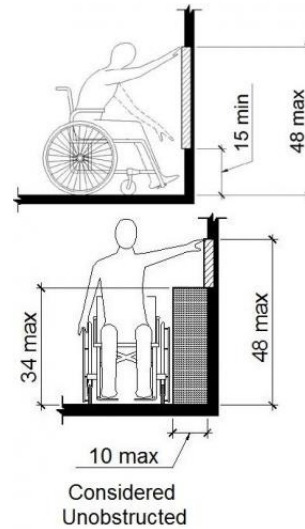
Budget Estimate: \$1,200.00

Recommendation:

Lower paper towel dispenser.

Barrier Priority:

3 (Moderate): Should be completed as soon as possible, but there may be other items that will provide greater access to persons with disabilities. (Includes findings that have a high financial impact on the entity in relationship to the degree of access provided).



As Built: The paper towel dispenser is not positioned correctly for either a side or front approach.

Where a clear floor or ground space allows a parallel or front approach and the side reach is unobstructed, the high side reach shall be 48 inches maximum above the finish floor or ground and the low side reach shall be 15 inches minimum above the finish floor or ground.

Citation: 2010 ADAS Section 308.2.1

Where a forward reach is unobstructed, the high forward reach shall be 48 inches (1220 mm) maximum and the low forward reach shall be 15 inches (380 mm) minimum above the finish floor or ground.

2010 ADAS Section 308.3.1

Where a clear floor or ground space allows a parallel approach to an element and the side reach is unobstructed, the high side reach shall be 48 inches (1220 mm) maximum and the low side reach shall be 15 inches (380 mm) minimum above the finish floor or ground.

Men's Faculty

Finding: 54

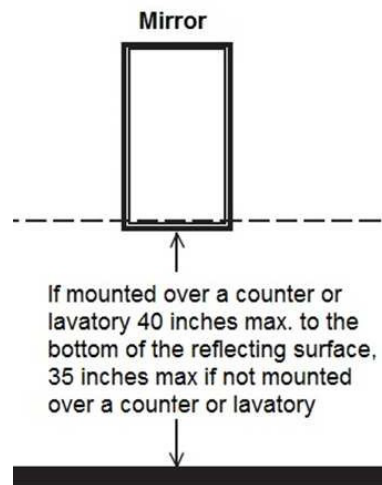
Budget Estimate: \$1,275.00

Recommendation:

Lower mirror for reflecting surface to be 40" max AFF.

Barrier Priority:

3 (Moderate): Should be completed as soon as possible, but there may be other items that will provide greater access to persons with disabilities. (Includes findings that have a high financial impact on the entity in relationship to the degree of access provided).



As Built: The mirror is mounted too high.

Mirrors must have the bottom edge of the reflecting surface a maximum of 40 inches above the floor if above a sink or counter. Mirrors not located above lavatories or countertops shall be installed with the bottom edge of the reflecting surface 35 inches maximum above the finish floor or ground.

Citation: 2010 ADAS Section 603.3

Mirrors located above lavatories or countertops shall be installed with the bottom edge of the reflecting surface 40 inches (1015 mm) maximum above the finish floor or ground. Mirrors not located above lavatories or countertops shall be installed with the bottom edge of the reflecting surface 35 inches (890 mm) maximum above the finish floor or ground.

Men's Faculty

Finding: 55

Budget Estimate: \$3,300.00

Recommendation:

Install new lever type faucet for lavatory.

Barrier Priority:

3 (Moderate): Should be completed as soon as possible, but there may be other items that will provide greater access to persons with disabilities. (Includes findings that have a high financial impact on the entity in relationship to the degree of access provided).



As Built: The faucet controls require twisting of the wrist.

Faucet controls and operating mechanisms shall be operable with one hand and shall not require tight grasping, pinching or twisting of the wrist. The force required to activate controls shall be no greater than 5 lb. Lever-operated, push-type and electronically controlled mechanisms are examples of acceptable designs. Self-closing valves are allowed if the faucet remains open for at least 10 seconds.

Citation: 2010 ADAS Section 606.4

Controls for faucets shall comply with 309. Hand-operated metering faucets shall remain open for 10 seconds minimum.

Men's Faculty

Finding: 56

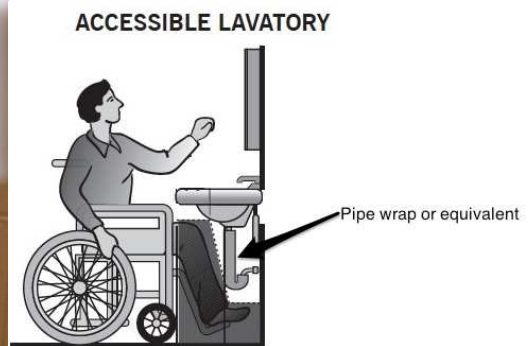
Budget Estimate: \$1,200.00

Recommendation:

Install new drainpipe insulation.

Barrier Priority:

3 (Moderate): Should be completed as soon as possible, but there may be other items that will provide greater access to persons with disabilities. (Includes findings that have a high financial impact on the entity in relationship to the degree of access provided).



As Built: The water and drainpipes under the lavatory are not adequately insulated.

Water supply and drainpipes under lavatories and sinks shall be insulated or otherwise configured to protect against contact. There shall be no sharp or abrasive surfaces under lavatories and sinks.

Citation: 2010 ADAS Section 606.5

Water supply and drainpipes under lavatories and sinks shall be insulated or otherwise configured to protect against contact. There shall be no sharp or abrasive surfaces under lavatories and sinks.

Girl's Restroom

Finding: 57

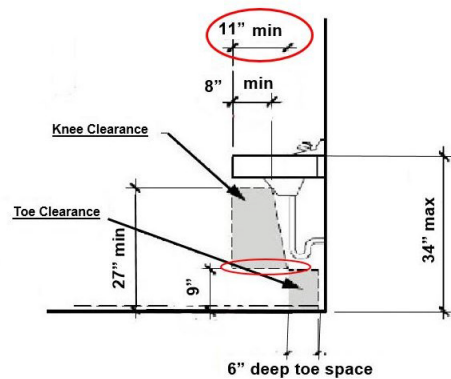
Budget Estimate: Included in Finding 58.

Recommendation:

Install new wall mounted vanities with required knee clearance and height of 34". Install new accessories/ mirror to be compliant.

Barrier Priority:

3 (Moderate): Should be completed as soon as possible, but there may be other items that will provide greater access to persons with disabilities. (Includes findings that have a high financial impact on the entity in relationship to the degree of access provided).



As Built: Compliant knee space has not been provided under the lavatory.

The knee clearance shall be 11 inches minimum in depth at 9 inches above the floor, and 8 inches minimum in depth at 27 inches above the floor. The top of the lavatory rim may be no higher than 34 inches.

Citation: 2010 ADAS Section 306.3.1

Space under an element between 9 inches (230 mm) and 27 inches (685 mm) above the finish floor or ground shall be considered knee clearance and shall comply with 306.3.

Girl's Restroom

Finding: 58

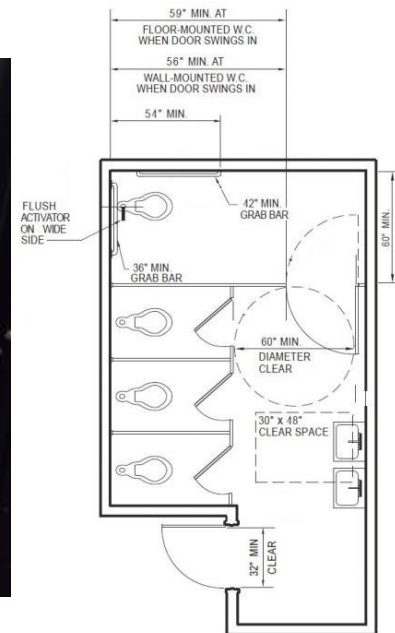
Budget Estimate: \$46,320.00

Recommendation:

Redesign restroom to be compliant.

Barrier Priority:

3 (Moderate): Should be completed as soon as possible, but there may be other items that will provide greater access to persons with disabilities. (Includes findings that have a high financial impact on the entity in relationship to the degree of access provided).



As Built: The toilet compartment does not have the required minimum clear floor space or maneuvering clearances for the toilet.

The restroom does not have the required minimum clear floor space or maneuvering clearances for the lavatory.

The entry door does not contain the required minimum 60 inches maneuvering space on the pull side.

Grab bars are not installed.

Further design required to accommodate compliant toilet compartment.

Citation: 2010 ADAS Section 213.2

Where toilet rooms are provided, each toilet room shall comply with 603. Where bathing rooms are provided, each bathing room shall comply with 603.

Girl's Restroom

Finding: 59

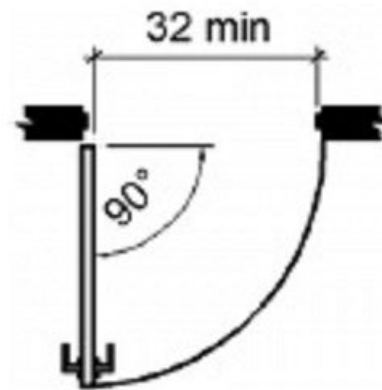
Budget Estimate: Included in Finding 58.

Recommendation:

Install new 36" door to comply with 32" clear opening requirement.

Barrier Priority:

3 (Moderate): Should be completed as soon as possible, but there may be other items that will provide greater access to persons with disabilities. (Includes findings that have a high financial impact on the entity in relationship to the degree of access provided).



Hinged Door or Gate

As Built: The door opening does not provide at least 32 inches between the face of the door and the opposite stop.

Door openings shall provide a clear width of 32 inches minimum. Clear openings of doorways with swinging doors shall be measured between the face of the door and the stop, with the door open 90 degrees. There shall be no projections into the required clear opening width lower than 34 inches above the finish floor or ground. Projections into the clear opening width between 34 inches and 80 inches above the finish floor or ground shall not exceed 4 inches.

Citation: 2010 ADAS Section 404.2.3

Door openings shall provide a clear width of 32 inches (815 mm) minimum. Clear openings of doorways with swinging doors shall be measured between the face of the door and the stop, with the door open 90 degrees. Openings more than 24 inches (610 mm) deep shall provide a clear opening of 36 inches (915 mm) minimum. There shall be no projections into the required clear opening width lower than 34 inches (865 mm) above the finish floor or ground. Projections into the clear opening width between 34 inches (865 mm) and 80 inches (2030 mm) above the finish floor or ground shall not exceed 4 inches (100 mm).

Boy's Restroom

Finding: 60

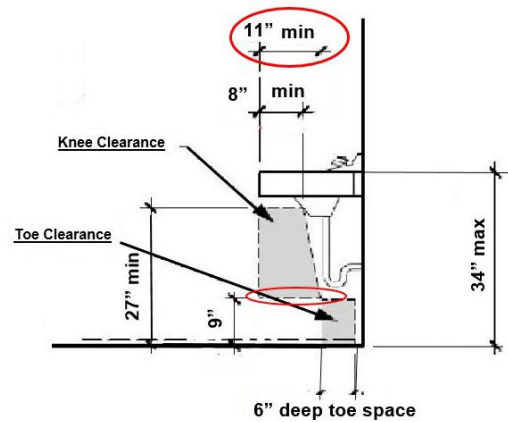
Budget Estimate: Included in Finding 62

Recommendation:

Install new vanity with required knee clearance and height of 34".

Barrier Priority:

3 (Moderate): Should be completed as soon as possible, but there may be other items that will provide greater access to persons with disabilities. (Includes findings that have a high financial impact on the entity in relationship to the degree of access provided).



As Built: Compliant knee space has not been provided under the lavatory.

The knee clearance shall be 11 inches minimum in depth at 9 inches above the floor, and 8 inches minimum in depth at 27 inches above the floor. The top of the lavatory rim may be no higher than 34 inches.

Citation: 2010 ADAS Section 306.3.1

Space under an element between 9 inches (230 mm) and 27 inches (685 mm) above the finish floor or ground shall be considered knee clearance and shall comply with 306.3.

Boy's Restroom

Finding: 61

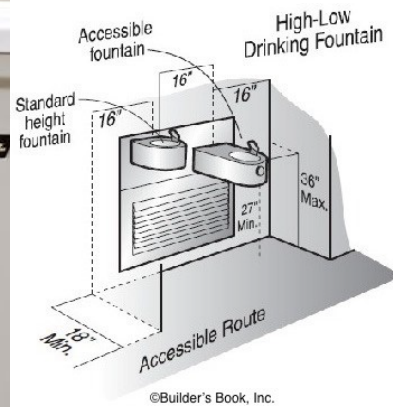
Budget Estimate: \$20,725.00

Recommendation:

Remove both drinking fountains, install new wheelchair accessible drinking fountain and relocate standing person drinking fountain, further design required.

Barrier Priority:

3 (Moderate): Should be completed as soon as possible, but there may be other items that will provide greater access to persons with disabilities. (Includes findings that have a high financial impact on the entity in relationship to the degree of access provided).



As Built: The drinking fountain is noncompliant.

Spout outlets shall be 36 inches maximum above the finish floor or ground and be located 15 inches minimum from the vertical support and 5 inches maximum from the front edge of the unit, including bumpers. The spout shall provide a flow of water at least 4 inches high minimum and shall be located 5 inches maximum from the front of the unit. The angle of the water stream shall be measured horizontally relative to the front face of the unit. Where spouts are located less than 3 inches of the front of the unit, the angle of the water stream shall be 30 degrees maximum. Where spouts are located between 3 inches and 5 inches maximum from the front of the unit, the angle of the water stream shall be 15 degrees maximum. On an accessible drinking fountain with a round or oval bowl, the spout must be positioned so the flow of water is within 3 inches of the front edge of the fountain.

Citation: 2010 ADAS Section 602.1

Drinking fountains shall comply with 307 and 602.

Boy's Restroom

Finding: 62

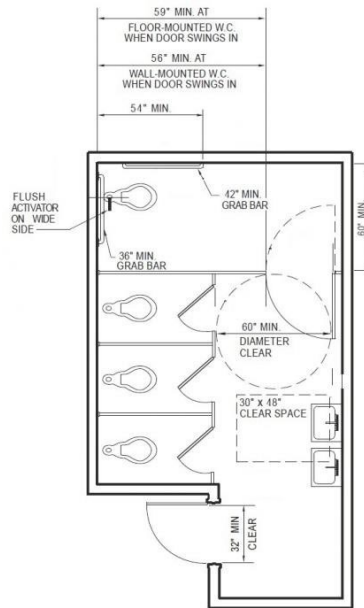
Budget Estimate: \$46,320.00

Recommendation:

Further design required to accommodate new compliant toilet compartment.

Barrier Priority:

3 (Moderate): Should be completed as soon as possible, but there may be other items that will provide greater access to persons with disabilities. (Includes findings that have a high financial impact on the entity in relationship to the degree of access provided).



As Built: The toilet compartment does not have the required minimum clear floor space or maneuvering clearances for the toilet.

The restroom does not have the required minimum clear floor space or maneuvering clearances for the lavatory. The entry door does not contain the required minimum 60 inches maneuvering space on the pull side. Grab bars are not installed. Further design required to accommodate compliant toilet compartment.

Citation: 2010 ADAS Section 213.2

Where toilet rooms are provided, each toilet room shall comply with 603. Where bathing rooms are provided, each bathing room shall comply with 603.

Boy's Restroom

Finding: 63

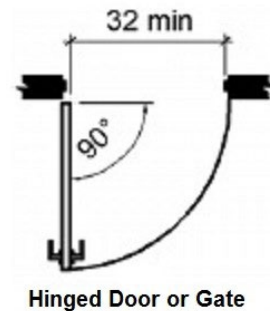
Budget Estimate: Included in Finding 62.

Recommendation:

Install new 36" door to comply with 32" clear opening requirement.

Barrier Priority:

3 (Moderate): Should be completed as soon as possible, but there may be other items that will provide greater access to persons with disabilities. (Includes findings that have a high financial impact on the entity in relationship to the degree of access provided).



As Built: The door opening does not provide at least 32 inches between the face of the door and the opposite stop.

Door openings shall provide a clear width of 32 inches minimum. Clear openings of doorways with swinging doors shall be measured between the face of the door and the stop, with the door open 90 degrees. There shall be no projections into the required clear opening width lower than 34 inches above the finish floor or ground. Projections into the clear opening width between 34 inches and 80 inches above the finish floor or ground shall not exceed 4 inches.

Citation: 2010 ADAS Section 404.2.3

Door openings shall provide a clear width of 32 inches (815 mm) minimum. Clear openings of doorways with swinging doors shall be measured between the face of the door and the stop, with the door open 90 degrees. Openings more than 24 inches (610 mm) deep shall provide a clear opening of 36 inches (915 mm) minimum. There shall be no projections into the required clear opening width lower than 34 inches (865 mm) above the finish floor or ground. Projections into the clear opening width between 34 inches (865 mm) and 80 inches (2030 mm) above the finish floor or ground shall not exceed 4 inches (100 mm).

Women's Faculty

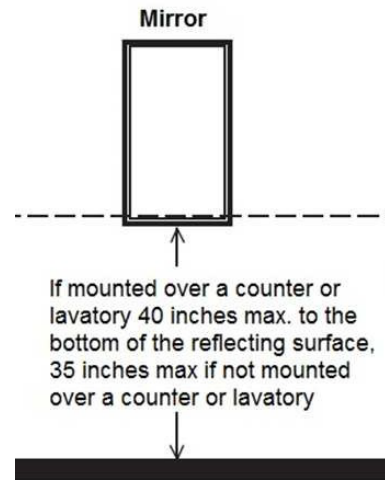
Finding: 64

Budget Estimate: \$1,275.00

Recommendation:

Lower mirror for reflecting surface to be 40" max AFF.

Barrier Priority: 3 (Moderate): Should be completed as soon as possible, but there may be other items that will provide greater access to persons with disabilities. (Includes findings that have a high financial impact on the entity in relationship to the degree of access provided).



As Built: The mirror is mounted too high.

Mirrors must have the bottom edge of the reflecting surface a maximum of 40 inches above the floor if above a sink or counter. Mirrors not located above lavatories or countertops shall be installed with the bottom edge of the reflecting surface 35 inches maximum above the finish floor or ground.

Citation: 2010 ADAS Section 603.3

Mirrors located above lavatories or countertops shall be installed with the bottom edge of the reflecting surface 40 inches (1015 mm) maximum above the finish floor or ground. Mirrors not located above lavatories or countertops shall be installed with the bottom edge of the reflecting surface 35 inches (890 mm) maximum above the finish floor or ground.

Women's Faculty

Finding: 65

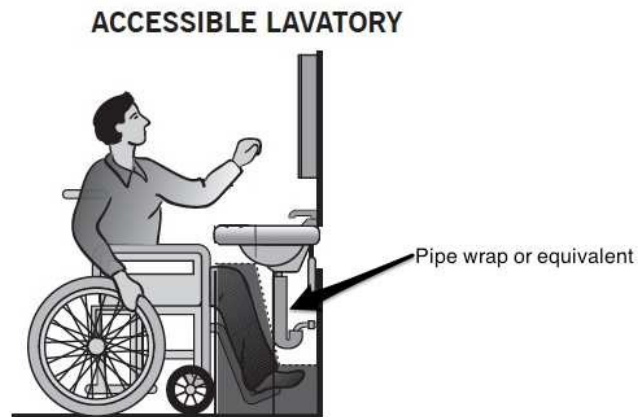
Budget Estimate: \$1,200.00

Recommendation:

Install new drain and supply pipe insulation.

Barrier Priority:

3 (Moderate): Should be completed as soon as possible, but there may be other items that will provide greater access to persons with disabilities. (Includes findings that have a high financial impact on the entity in relationship to the degree of access provided).



As Built: The water and drainpipes under the lavatory are not adequately insulated.

Water supply and drainpipes under lavatories and sinks shall be insulated or otherwise configured to protect against contact. There shall be no sharp or abrasive surfaces under lavatories and sinks.

Citation: 2010 ADAS Section 606.5

Water supply and drainpipes under lavatories and sinks shall be insulated or otherwise configured to protect against contact. There shall be no sharp or abrasive surfaces under lavatories and sinks.

Women's Faculty

Finding: 66

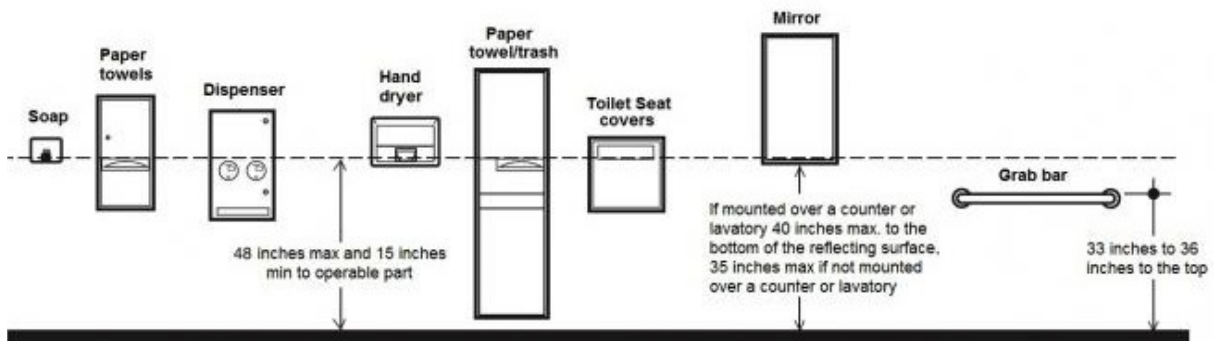
Budget Estimate: \$1,200.00

Recommendation:

Lower paper towel dispenser for all operable components to be 48" max AFF.

Barrier Priority:

3 (Moderate): Should be completed as soon as possible, but there may be other items that will provide greater access to persons with disabilities. (Includes findings that have a high financial impact on the entity in relationship to the degree of access provided).



As Built: The paper towel dispenser's operation mechanism is too high off the floor. Dispensers must have all operable parts a maximum of 48 inches above the floor.

Citation: 2010 ADAS Section 308.2.1

Where a forward reach is unobstructed, the high forward reach shall be 48 inches (1220 mm) maximum and the low forward reach shall be 15 inches (380 mm) minimum above the finish floor or ground.

Women's Faculty

Finding: 67

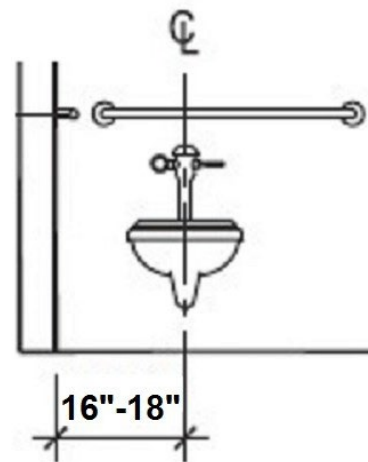
Budget Estimate: \$5,700.00

Recommendation:

Move toilet for center to be within 16-18".

Barrier Priority:

3 (Moderate): Should be completed as soon as possible, but there may be other items that will provide greater access to persons with disabilities. (Includes findings that have a high financial impact on the entity in relationship to the degree of access provided).



As Built: The toilet is not located within the range allowed from the side wall or partition. The centerline of the toilet must be 16 to 18 inches from the side wall.

Citation: 2010 ADAS Section 604.2

The water closet shall be positioned with a wall or partition to the rear and to one side. The centerline of the water closet shall be 16 inches (405 mm) minimum to 18 inches (455 mm) maximum from the side wall or partition, except that the water closet shall be 17 inches (430 mm) minimum and 19 inches (485 mm) maximum from the side wall or partition in the ambulatory accessible toilet compartment specified in 604.8.2. Water closets shall be arranged for a left-hand or right-hand approach.

Women's Faculty

Finding: 68

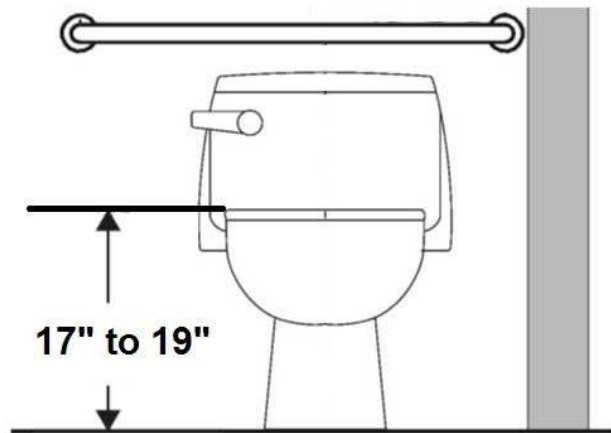
Budget Estimate: Included in Finding 67

Recommendation:

Install new toilet for seat to be within 17 to 19" AFF. Budget in previous finding.

Barrier Priority:

3 (Moderate): Should be completed as soon as possible, but there may be other items that will provide greater access to persons with disabilities. (Includes findings that have a high financial impact on the entity in relationship to the degree of access provided).



As Built: The toilet seat is not located within the range allowed off the floor.

The height of accessible water closets shall be a minimum of 17 inches and a maximum of 19 inches measured to the top of the toilet seat. The seat itself shall be a maximum of 2 inch high.

Citation: 2010 ADAS Section 604.4

The seat height of a water closet above the finish floor shall be 17 inches (430 mm) minimum and 19 inches (485 mm) maximum measured to the top of the seat. Seats shall not be sprung to return to a lifted position.

Women's Faculty

Finding: 69

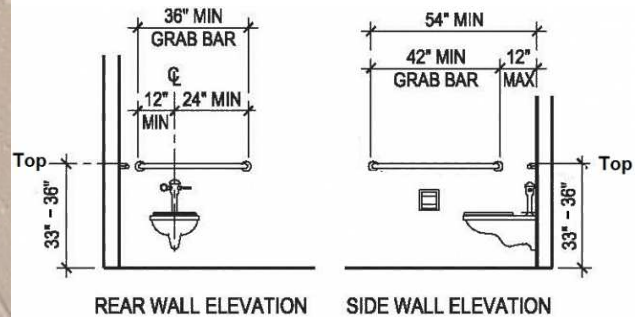
Budget Estimate: Included in Finding 67

Recommendation:

Install new set of grab bars.

Barrier Priority:

3 (Moderate): Should be completed as soon as possible, but there may be other items that will provide greater access to persons with disabilities. (Includes findings that have a high financial impact on the entity in relationship to the degree of access provided).



As Built: Accessible toilets must have grab bars installed.

The side grab bar must extend at least 54 inches minimum beyond the rear wall and start a maximum of 12 inches from the rear wall.

The rear grab bar must be a minimum of 36 inches long and extend from the centerline of the toilet 12 inches minimum on one side and 24 inches minimum on the other side.

Grab bars shall be installed in a horizontal position, 33 inches minimum and 36 inches maximum above the finish floor measured to the top of the gripping surface.

Citation: 2010 ADAS Section 604.5

Grab bars for water closets shall comply with 609. Grab bars shall be provided on the side wall closest to the water closet and on the rear wall.

Girl's Restroom 2

Finding: 70

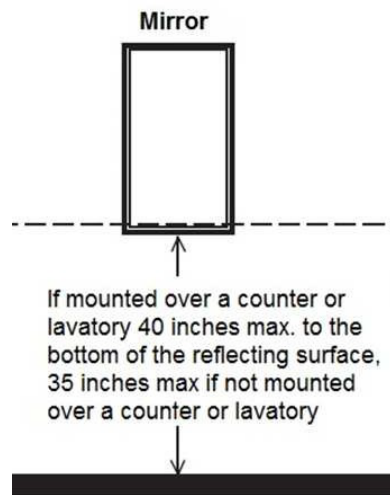
Budget Estimate: \$1,275.00

Recommendation:

Lower mirror for reflecting to be 40" max AFF.

Barrier Priority:

3 (Moderate): Should be completed as soon as possible, but there may be other items that will provide greater access to persons with disabilities. (Includes findings that have a high financial impact on the entity in relationship to the degree of access provided).



As Built: The mirror is mounted too high.

Mirrors must have the bottom edge of the reflecting surface a maximum of 40 inches above the floor if above a sink or counter. Mirrors not located above lavatories or countertops shall be installed with the bottom edge of the reflecting surface 35 inches maximum above the finish floor or ground.

Citation: 2010 ADAS Section 603.3

Mirrors located above lavatories or countertops shall be installed with the bottom edge of the reflecting surface 40 inches (1015 mm) maximum above the finish floor or ground. Mirrors not located above lavatories or countertops shall be installed with the bottom edge of the reflecting surface 35 inches (890 mm) maximum above the finish floor or ground.

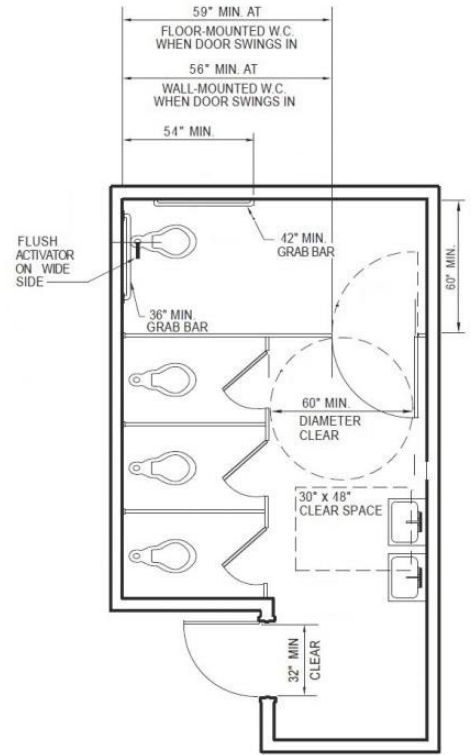
Girl's Restroom 2

Finding: 71

Budget Estimate: \$26,160.00

Recommendation: Redesign toilet room for compliance.

Barrier Priority: 3 (Moderate): Should be completed as soon as possible, but there may be other items that will provide greater access to persons with disabilities. (Includes findings that have a high financial impact on the entity in relationship to the degree of access provided).



As Built: The toilet compartment does not have the required minimum clear floor space or maneuvering clearances for the toilet.

The restroom does not have the required minimum clear floor width and depth.

Grab bars are incorrectly installed.

Citation: 2010 ADAS Section 213.2

Where toilet rooms are provided, each toilet room shall comply with 603. Where bathing rooms are provided, each bathing room shall comply with 603.

Boy's Restroom 2

Finding: 72

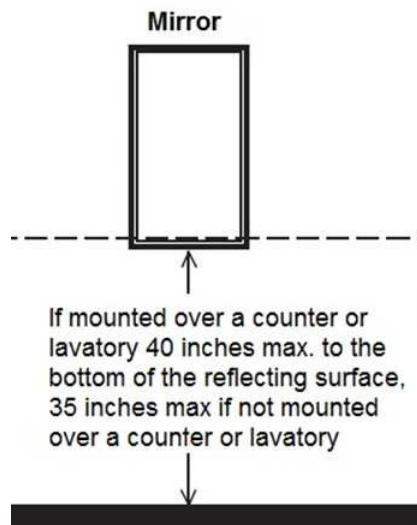
Budget Estimate: \$1,275.00

Recommendation:

Install new ADA compliant mirror for reflecting surface to be 40" max AFF.

Barrier Priority:

3 (Moderate): Should be completed as soon as possible, but there may be other items that will provide greater access to persons with disabilities. (Includes findings that have a high financial impact on the entity in relationship to the degree of access provided).



As Built: The mirror is mounted too high.

Mirrors must have the bottom edge of the reflecting surface a maximum of 40 inches above the floor if above a sink or counter. Mirrors not located above lavatories or countertops shall be installed with the bottom edge of the reflecting surface 35 inches maximum above the finish floor or ground.

Citation: 2010 ADAS Section 603.3

Mirrors located above lavatories or countertops shall be installed with the bottom edge of the reflecting surface 40 inches (1015 mm) maximum above the finish floor or ground. Mirrors not located above lavatories or countertops shall be installed with the bottom edge of the reflecting surface 35 inches (890 mm) maximum above the finish floor or ground.

Boy's Restroom 2

Finding: 73

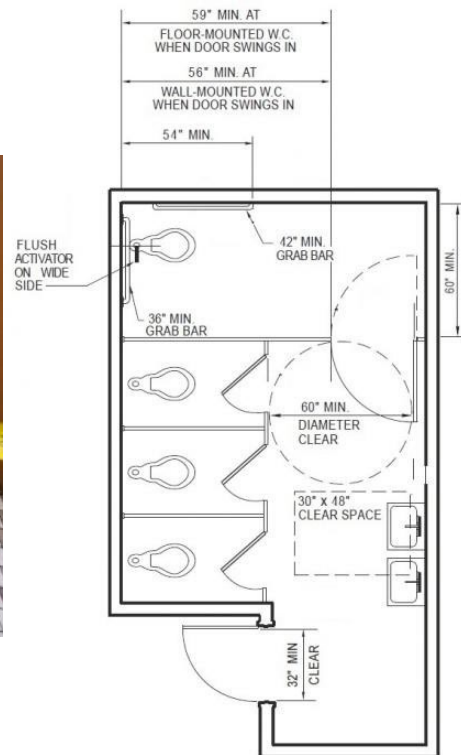
Budget Estimate: \$26,160.00

Recommendation:

Redesign toilet room for compliance.

Barrier Priority:

3 (Moderate): Should be completed as soon as possible, but there may be other items that will provide greater access to persons with disabilities. (Includes findings that have a high financial impact on the entity in relationship to the degree of access provided).



As Built: The toilet compartment does not have the required minimum clear floor space or maneuvering clearances for the toilet.

The restroom does not have the required minimum clear floor width and depth.

Grab bars are incorrectly installed.

Citation: 2010 ADAS Section 213.2

Where toilet rooms are provided, each toilet room shall comply with 603. Where bathing rooms are provided, each bathing room shall comply with 603.

Girl's Gym Restroom

Finding: 74

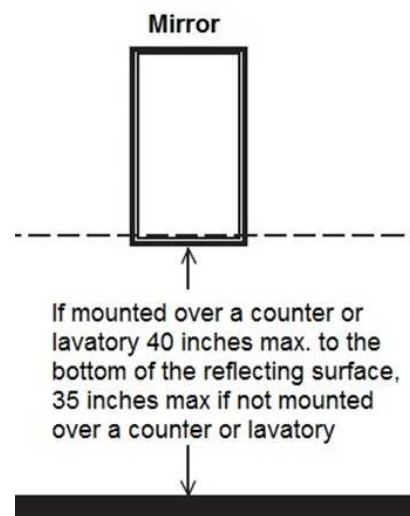
Budget Estimate: \$1,275.00

Recommendation:

Lower mirror for reflecting surface to be 40" max AFF.

Barrier Priority:

3 (Moderate): Should be completed as soon as possible, but there may be other items that will provide greater access to persons with disabilities. (Includes findings that have a high financial impact on the entity in relationship to the degree of access provided).



As Built: The mirror is mounted too high.

Mirrors must have the bottom edge of the reflecting surface a maximum of 40 inches above the floor if above a sink or counter. Mirrors not located above lavatories or countertops shall be installed with the bottom edge of the reflecting surface 35 inches maximum above the finish floor or ground.

Citation: 2010 ADAS Section 603.3

Mirrors located above lavatories or countertops shall be installed with the bottom edge of the reflecting surface 40 inches (1015 mm) maximum above the finish floor or ground. Mirrors not located above lavatories or countertops shall be installed with the bottom edge of the reflecting surface 35 inches (890 mm) maximum above the finish floor or ground.

Girl's Gym Restroom

Finding: 75

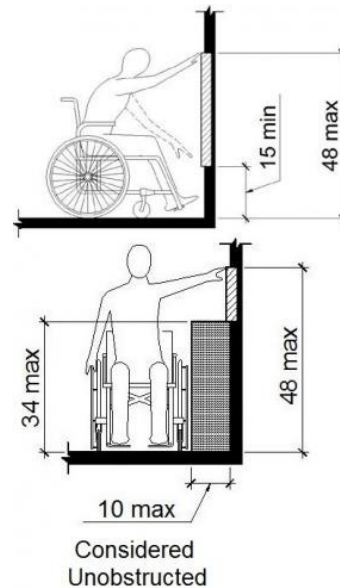
Budget Estimate: \$1,200.00

Recommendation:

Lower soap dispenser for push release to be 48" max AFF.

Barrier Priority:

3 (Moderate): Should be completed as soon as possible, but there may be other items that will provide greater access to persons with disabilities. (Includes findings that have a high financial impact on the entity in relationship to the degree of access provided).



As Built: The soap dispenser is not positioned correctly for either a side or front approach.

Where a clear floor or ground space allows a parallel or front approach and the side reach is unobstructed, the high side reach shall be 48 inches maximum above the finish floor or ground and the low side reach shall be 15 inches minimum above the finish floor or ground.

Citation: 2010 ADAS Section 308.2.1

Where a forward reach is unobstructed, the high forward reach shall be 48 inches (1220 mm) maximum and the low forward reach shall be 15 inches (380 mm) minimum above the finish floor or ground.

2010 ADAS Section 308.3.1

Where a clear floor or ground space allows a parallel approach to an element and the side reach is unobstructed, the high side reach shall be 48 inches (1220 mm) maximum and the low side reach shall be 15 inches (380 mm) minimum above the finish floor or ground.

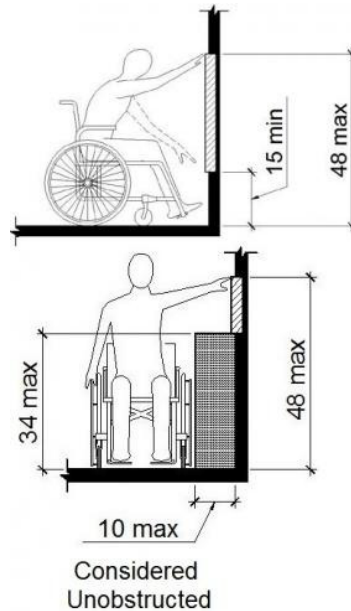
Girl's Gym Restroom

Finding: 76

Budget Estimate: \$1,200.00

Recommendation: Lower paper towel dispenser for all operable to be 48" max AFF.

Barrier Priority: 3 (Moderate): Should be completed as soon as possible, but there may be other items that will provide greater access to persons with disabilities. (Includes findings that have a high financial impact on the entity in relationship to the degree of access provided).



As Built: The paper towel dispenser is not positioned correctly for either a side or front approach.

Where a clear floor or ground space allows a parallel or front approach and the side reach is unobstructed, the high side reach shall be 48 inches maximum above the finish floor or ground and the low side reach shall be 15 inches minimum above the finish floor or ground.

Citation: 2010 ADAS Section 308.2.1

Where a forward reach is unobstructed, the high forward reach shall be 48 inches (1220 mm) maximum and the low forward reach shall be 15 inches (380 mm) minimum above the finish floor or ground.

2010 ADAS Section 308.3.1

Where a clear floor or ground space allows a parallel approach to an element and the side reach is unobstructed, the high side reach shall be 48 inches (1220 mm) maximum and the low side reach shall be 15 inches (380 mm) minimum above the finish floor or ground.

Girl's Gym Restroom

Finding: 77

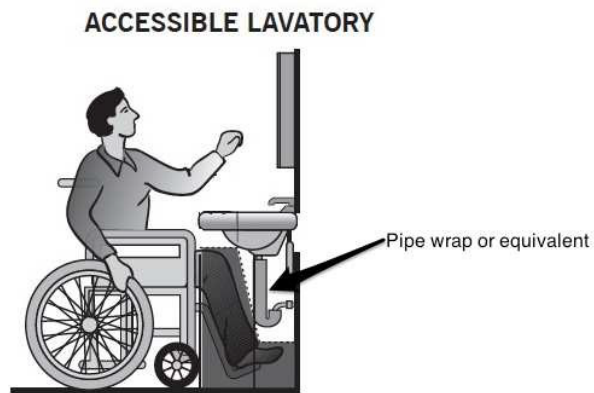
Budget Estimate: \$1,200.00

Recommendation:

Install new drain and supply pipe insulation.

Barrier Priority:

3 (Moderate): Should be completed as soon as possible, but there may be other items that will provide greater access to persons with disabilities. (Includes findings that have a high financial impact on the entity in relationship to the degree of access provided).



As Built: The water and drainpipes under the lavatory are not adequately insulated.

Water supply and drainpipes under lavatories and sinks shall be insulated or otherwise configured to protect against contact. There shall be no sharp or abrasive surfaces under lavatories and sinks.

Citation: 2010 ADAS Section 606.5

Water supply and drainpipes under lavatories and sinks shall be insulated or otherwise configured to protect against contact. There shall be no sharp or abrasive surfaces under lavatories and sinks.

Girl's Gym Restroom

Finding: 78

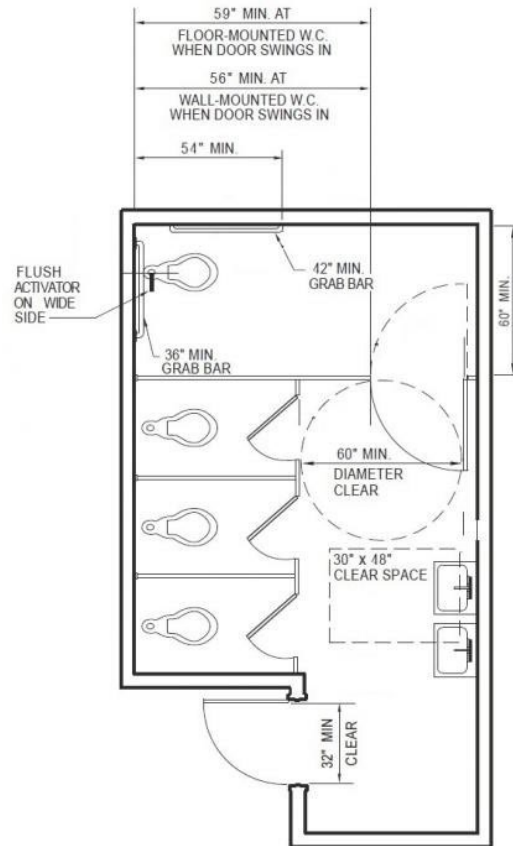
Budget Estimate: \$26,160.00

Recommendation:

Redesign restroom to meet ADA compliance.

Barrier Priority:

3 (Moderate): Should be completed as soon as possible, but there may be other items that will provide greater access to persons with disabilities. (Includes findings that have a high financial impact on the entity in relationship to the degree of access provided).



As Built: The toilet compartment does not have the required minimum clear floor space or maneuvering clearances for the toilet.

The restroom does not have the required minimum clear floor width and depth.

Grab bars are incorrectly installed.

Citation: 2010 ADAS Section 213.2

Where toilet rooms are provided, each toilet room shall comply with 603. Where bathing rooms are provided, each bathing room shall comply with 603.

Girl's Gym Restroom

Finding: 79

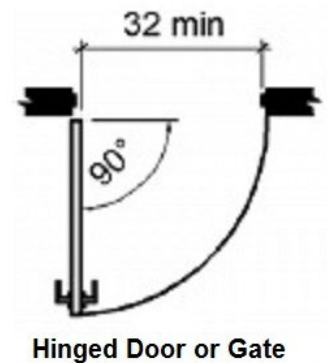
Budget Estimate: \$7,200.00

Recommendation:

Install new 36" door to comply with 32" clear opening requirement.

Barrier Priority:

3 (Moderate): Should be completed as soon as possible, but there may be other items that will provide greater access to persons with disabilities. (Includes findings that have a high financial impact on the entity in relationship to the degree of access provided).



As Built: The door opening does not provide at least 32 inches between the face of the door and the opposite stop.

Door openings shall provide a clear width of 32 inches minimum. Clear openings of doorways with swinging doors shall be measured between the face of the door and the stop, with the door open 90 degrees. There shall be no projections into the required clear opening width lower than 34 inches above the finish floor or ground. Projections into the clear opening width between 34 inches and 80 inches above the finish floor or ground shall not exceed 4 inches.

Citation: 2010 ADAS Section 404.2.3

Door openings shall provide a clear width of 32 inches (815 mm) minimum. Clear openings of doorways with swinging doors shall be measured between the face of the door and the stop, with the door open 90 degrees. Openings more than 24 inches (610 mm) deep shall provide a clear opening of 36 inches (915 mm) minimum. There shall be no projections into the required clear opening width lower than 34 inches (865 mm) above the finish floor or ground. Projections into the clear opening width between 34 inches (865 mm) and 80 inches (2030 mm) above the finish floor or ground shall not exceed 4 inches (100 mm).

Boy's Gym Restroom

Finding: 80

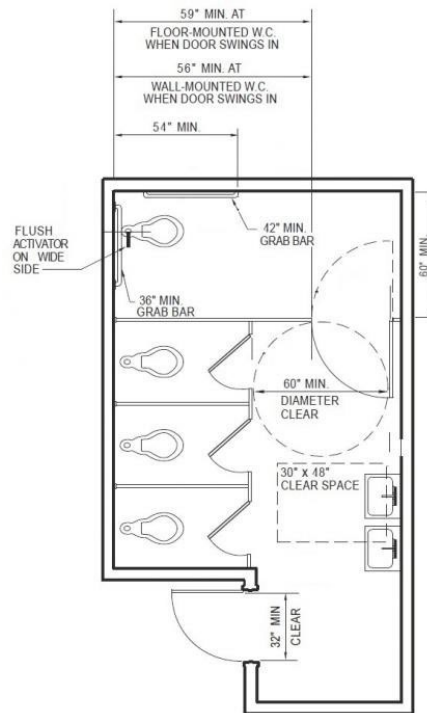
Budget Estimate: \$26,160.00

Recommendation:

Further design required to accommodate compliant toilet compartment.

Barrier Priority:

3 (Moderate): Should be completed as soon as possible, but there may be other items that will provide greater access to persons with disabilities. (Includes findings that have a high financial impact on the entity in relationship to the degree of access provided).



As Built: The toilet compartment does not have the required minimum clear floor space or maneuvering clearances for the toilet.

The restroom does not have the required minimum clear floor width and depth.

Grab bars are incorrectly installed.

Citation: 2010 ADAS Section 213.2

Where toilet rooms are provided, each toilet room shall comply with 603. Where bathing rooms are provided, each bathing room shall comply with 603.

Boy's Gym Restroom

Finding: 81

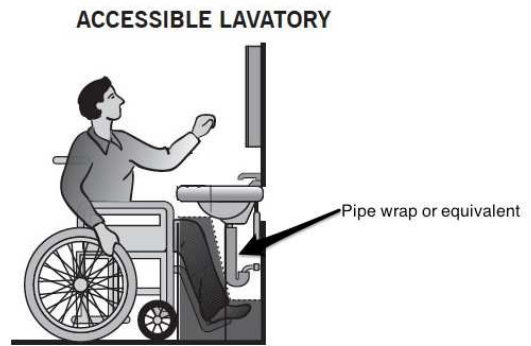
Budget Estimate: \$1,200.00

Recommendation:

Install new drain and supply pipe insulation.

Barrier Priority:

3 (Moderate): Should be completed as soon as possible, but there may be other items that will provide greater access to persons with disabilities. (Includes findings that have a high financial impact on the entity in relationship to the degree of access provided).



As Built: The water and drainpipes under the lavatory are not adequately insulated.

Water supply and drainpipes under lavatories and sinks shall be insulated or otherwise configured to protect against contact. There shall be no sharp or abrasive surfaces under lavatories and sinks.

Citation: 2010 ADAS Section 606.5

Water supply and drainpipes under lavatories and sinks shall be insulated or otherwise configured to protect against contact. There shall be no sharp or abrasive surfaces under lavatories and sinks.

Boy's Gym Restroom

Finding: 82

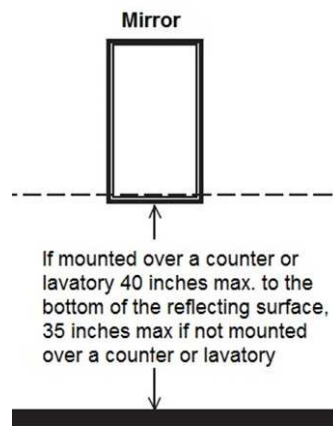
Budget Estimate: \$1,275.00

Recommendation:

Lower mirror for reflecting surface to be 40" max AFF.

Barrier Priority:

3 (Moderate): Should be completed as soon as possible, but there may be other items that will provide greater access to persons with disabilities. (Includes findings that have a high financial impact on the entity in relationship to the degree of access provided).



As Built: The mirror is mounted too high.

Mirrors must have the bottom edge of the reflecting surface a maximum of 40 inches above the floor if above a sink or counter. Mirrors not located above lavatories or countertops shall be installed with the bottom edge of the reflecting surface 35 inches maximum above the finish floor or ground.

Citation: 2010 ADAS Section 603.3

Mirrors located above lavatories or countertops shall be installed with the bottom edge of the reflecting surface 40 inches (1015 mm) maximum above the finish floor or ground. Mirrors not located above lavatories or countertops shall be installed with the bottom edge of the reflecting surface 35 inches (890 mm) maximum above the finish floor or ground.

Boy's Gym Restroom

Finding: 83

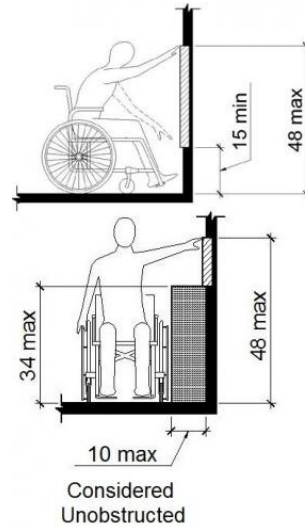
Budget Estimate: \$1,200.00

Recommendation:

Lower paper towel dispenser for all operable to be 48" max AFF.

Barrier Priority:

3 (Moderate): Should be completed as soon as possible, but there may be other items that will provide greater access to persons with disabilities. (Includes findings that have a high financial impact on the entity in relationship to the degree of access provided).



As Built: The paper towel dispenser is not positioned correctly for either a side or front approach.

Where a clear floor or ground space allows a parallel or front approach and the side reach is unobstructed, the high side reach shall be 48 inches maximum above the finish floor or ground and the low side reach shall be 15 inches minimum above the finish floor or ground.

Citation: 2010 ADAS Section 308.2.1

Where a forward reach is unobstructed, the high forward reach shall be 48 inches (1220 mm) maximum and the low forward reach shall be 15 inches (380 mm) minimum above the finish floor or ground.

2010 ADAS Section 308.3.1

Where a clear floor or ground space allows a parallel approach to an element and the side reach is unobstructed, the high side reach shall be 48 inches (1220 mm) maximum and the low side reach shall be 15 inches (380 mm) minimum above the finish floor or ground.

Boy's Gym Restroom

Finding: 84

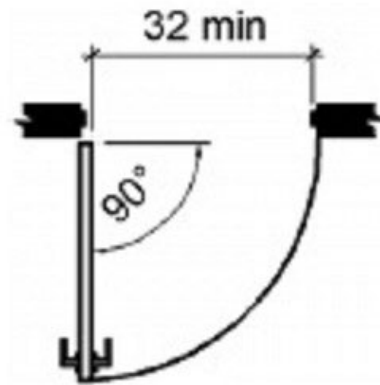
Budget Estimate: \$7,200.00

Recommendation:

Install new 36" door to comply with 32" clear opening requirement.

Barrier Priority:

3 (Moderate): Should be completed as soon as possible, but there may be other items that will provide greater access to persons with disabilities. (Includes findings that have a high financial impact on the entity in relationship to the degree of access provided).



Hinged Door or Gate

As Built: The door opening does not provide at least 32 inches between the face of the door and the opposite stop.

Door openings shall provide a clear width of 32 inches minimum. Clear openings of doorways with swinging doors shall be measured between the face of the door and the stop, with the door open 90 degrees. There shall be no projections into the required clear opening width lower than 34 inches above the finish floor or ground. Projections into the clear opening width between 34 inches and 80 inches above the finish floor or ground shall not exceed 4 inches.

Citation: 2010 ADAS Section 404.2.3

Door openings shall provide a clear width of 32 inches (815 mm) minimum. Clear openings of doorways with swinging doors shall be measured between the face of the door and the stop, with the door open 90 degrees. Openings more than 24 inches (610 mm) deep shall provide a clear opening of 36 inches (915 mm) minimum. There shall be no projections into the required clear opening width lower than 34 inches (865 mm) above the finish floor or ground. Projections into the clear opening width between 34 inches (865 mm) and 80 inches (2030 mm) above the finish floor or ground shall not exceed 4 inches (100 mm).

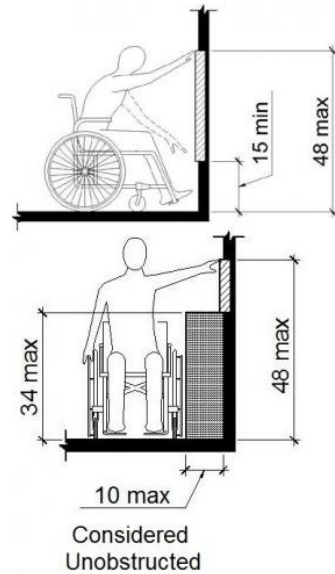
Boy's Gym Restroom

Finding: 85

Budget Estimate: 1,200.00

Recommendation: Lower soap dispenser for push release to be 48" max AFF

Barrier Priority: 3 (Moderate): Should be completed as soon as possible, but there may be other items that will provide greater access to persons with disabilities. (Includes findings that have a high financial impact on the entity in relationship to the degree of access provided)



As Built: The soap dispenser is not positioned correctly for either a side or front approach.

Where a clear floor or ground space allows a parallel or front approach and the side reach is unobstructed, the high side reach shall be 48 inches maximum above the finish floor or ground and the low side reach shall be 15 inches minimum above the finish floor or ground.

Citation: 2010 ADAS Section 308.2.1

Where a forward reach is unobstructed, the high forward reach shall be 48 inches (1220 mm) maximum and the low forward reach shall be 15 inches (380 mm) minimum above the finish floor or ground.

2010 ADAS Section 308.3.1

Where a clear floor or ground space allows a parallel approach to an element and the side reach is unobstructed, the high side reach shall be 48 inches (1220 mm) maximum and the low side reach shall be 15 inches (380 mm) minimum above the finish floor or ground.

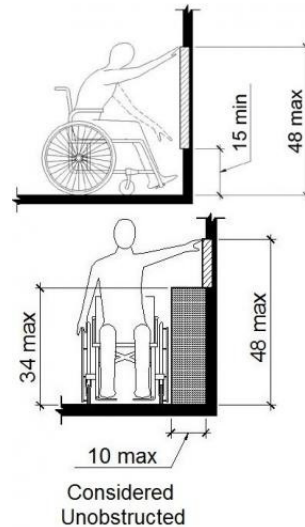
Gymnasium

Finding: 86

Budget Estimate: \$1,950.00

Recommendation: Lower thermostats for all operable components to be 48" max AFF

Barrier Priority: 3 (Moderate): Should be completed as soon as possible, but there may be other items that will provide greater access to persons with disabilities. (Includes findings that have a high financial impact on the entity in relationship to the degree of access provided)



As Built: The thermostat is not positioned correctly for either a side or front approach.

Where a clear floor or ground space allows a parallel or front approach and the side reach is unobstructed, the high side reach shall be 48 inches maximum above the finish floor or ground and the low side reach shall be 15 inches minimum above the finish floor or ground.

Citation: 2010 ADAS Section 308.2.1

Where a forward reach is unobstructed, the high forward reach shall be 48 inches (1220 mm) maximum and the low forward reach shall be 15 inches (380 mm) minimum above the finish floor or ground.

2010 ADAS Section 308.3.1

Where a clear floor or ground space allows a parallel approach to an element and the side reach is unobstructed, the high side reach shall be 48 inches (1220 mm) maximum and the low side reach shall be 15 inches (380 mm) minimum above the finish floor or ground.

Gymnasium

Finding: 87

Budget Estimate: \$1,950.00

Recommendation:

Lower fire alarm pull station for top to be 48" max AFF.

Barrier Priority:

3 (Moderate): Should be completed as soon as possible, but there may be other items that will provide greater access to persons with disabilities. (Includes findings that have a high financial impact on the entity in relationship to the degree of access provided).



As Built: The fire alarm pull station is not positioned correctly for either a side or front approach. Where a clear floor or ground space allows a parallel or front approach and the side reach is unobstructed, the high side reach shall be 48 inches maximum above the finish floor or ground and the low side reach shall be 15 inches minimum above the finish floor or ground.

Citation: 2010 ADAS Section 308.2.1

Where a forward reach is unobstructed, the high forward reach shall be 48 inches (1220 mm) maximum and the low forward reach shall be 15 inches (380 mm) minimum above the finish floor or ground.

2010 ADAS Section 308.3.1

Where a clear floor or ground space allows a parallel approach to an element and the side reach is unobstructed, the high side reach shall be 48 inches (1220 mm) maximum and the low side reach shall be 15 inches (380 mm) minimum above the finish floor or ground.

Gymnasium

Finding: 88

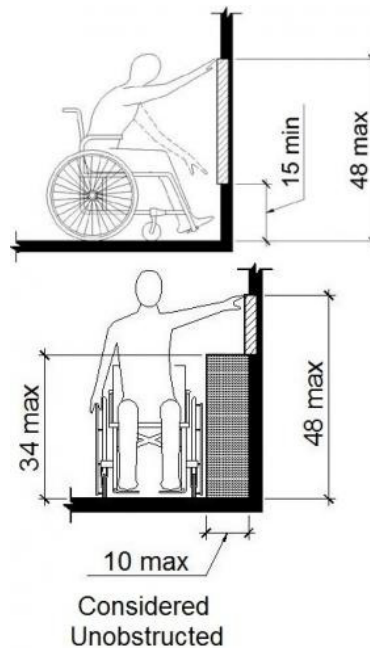
Budget Estimate: \$1,200.00

Recommendation:

Lower fire extinguisher for handle to be 48" max AFF.

Barrier Priority:

3 (Moderate): Should be completed as soon as possible, but there may be other items that will provide greater access to persons with disabilities. (Includes findings that have a high financial impact on the entity in relationship to the degree of access provided).



As Built: The fire extinguisher is not positioned correctly for either a side or front approach.

Where a clear floor or ground space allows a parallel or front approach and the side reach is unobstructed, the high side reach shall be 48 inches maximum above the finish floor or ground and the low side reach shall be 15 inches minimum above the finish floor or ground.

Citation: 2010 ADAS Section 308.2.1

Where a forward reach is unobstructed, the high forward reach shall be 48 inches (1220 mm) maximum and the low forward reach shall be 15 inches (380 mm) minimum above the finish floor or ground.

2010 ADAS Section 308.3.1

Where a clear floor or ground space allows a parallel approach to an element and the side reach is unobstructed, the high side reach shall be 48 inches (1220 mm) maximum and the low side reach shall be 15 inches (380 mm) minimum above the finish floor or ground.

Girl's Locker Room

Finding: 89

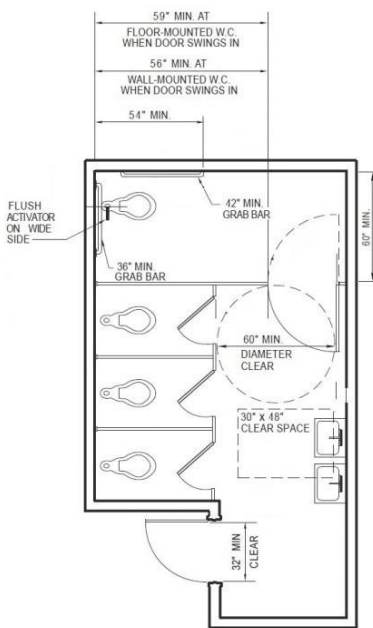

Budget Estimate: \$51,600.00

Recommendation:

Redesign required to accommodate compliant locker room restroom.

Barrier Priority:

3 (Moderate): Should be completed as soon as possible, but there may be other items that will provide greater access to persons with disabilities. (Includes findings that have a high financial impact on the entity in relationship to the degree of access provided).



As Built: The toilet compartment does not have the required minimum clear floor space or maneuvering clearances for the toilet. Toilet seat is under 17". The restroom does not have the required minimum clear floor space or maneuvering clearances for the lavatory. Grab bars are incorrectly installed. Missing mirror. Paper towel dispenser. Lavatory missing pipe insulation turn twist type faucet.

Citation: 2010 ADAS Section 213.2

Where toilet rooms are provided, each toilet room shall comply with 603. Where bathing rooms are provided, each bathing room shall comply with 603.

Football Locker Room

Finding: 91

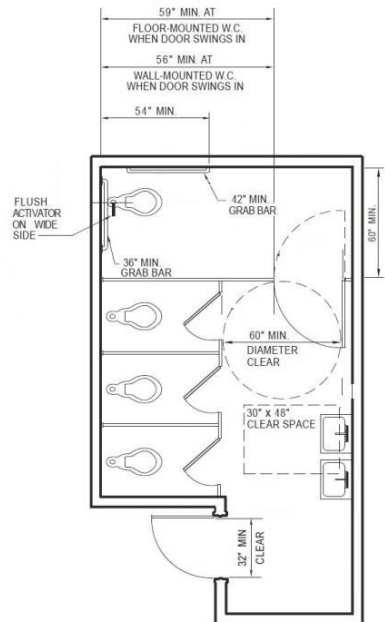
Budget Estimate: \$13,376.00

Recommendation:

Further design required to accommodate compliant locker room restroom.

Barrier Priority:

3 (Moderate): Should be completed as soon as possible, but there may be other items that will provide greater access to persons with disabilities. (Includes findings that have a high financial impact on the entity in relationship to the degree of access provided).



As Built: The toilet compartment does not have the required minimum clear floor space or maneuvering clearances for the toilet. Toilet seat is under 17". The restroom does not have the required minimum clear floor space or maneuvering clearances for the lavatory. Grab bars are incorrectly installed. Missing mirror. Paper towel dispenser. Lavatory missing pipe insulation, too high, turn twist type faucet.

Citation: 2010 ADAS Section 213.2

Where toilet rooms are provided, each toilet room shall comply with 603. Where bathing rooms are provided, each bathing room shall comply with 603.

Football Locker Room

Finding: 92

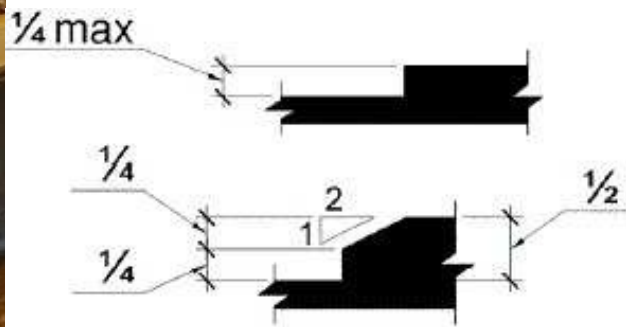
Budget Estimate: See finding 91

Recommendation:

Redesign required to accommodate transition into shower room.

Barrier Priority:

3 (Moderate): Should be completed as soon as possible, but there may be other items that will provide greater access to persons with disabilities. (Includes findings that have a high financial impact on the entity in relationship to the degree of access provided).



As Built: There is a change in level greater than 1/4 inch.

1/4 inch is the maximum vertical rise. Changes in level between 1/4 inch and 1/2 inch must be beveled at 1:2 or less. Changes in level greater than 1/2 inch must be by way of a ramp.

Citation: 2010 ADAS Section 303.3

Changes in level between 1/4 inch (6.4 mm) high minimum and 1/2 inch (13 mm) high maximum shall be beveled with a slope not steeper than 1:2.

Football Locker Room

Finding: 93

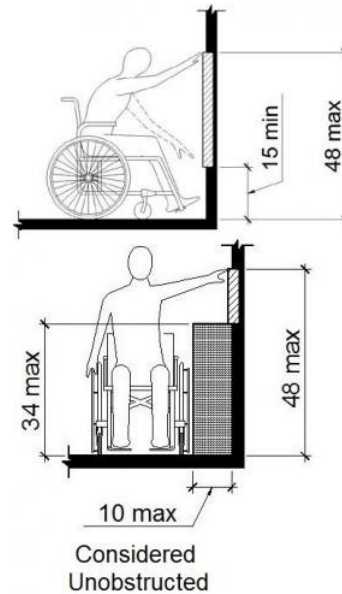

Budget Estimate: \$1,950.00

Recommendation:

Lower thermostat for top to be 48" max AFF.

Barrier Priority:

3 (Moderate): Should be completed as soon as possible, but there may be other items that will provide greater access to persons with disabilities. (Includes findings that have a high financial impact on the entity in relationship to the degree of access provided).



As Built: The thermostat is not positioned correctly for either a side or front approach.

Where a clear floor or ground space allows a parallel or front approach and the side reach is unobstructed, the high side reach shall be 48 inches maximum above the finish floor or ground and the low side reach shall be 15 inches minimum above the finish floor or ground.

Citation: 2010 ADAS Section 308.2.1

Where a forward reach is unobstructed, the high forward reach shall be 48 inches (1220 mm) maximum and the low forward reach shall be 15 inches (380 mm) minimum above the finish floor or ground.

2010 ADAS Section 308.3.1

Where a clear floor or ground space allows a parallel approach to an element and the side reach is unobstructed, the high side reach shall be 48 inches (1220 mm) maximum and the low side reach shall be 15 inches (380 mm) minimum above the finish floor or ground.

Football Locker Room

Finding: 94

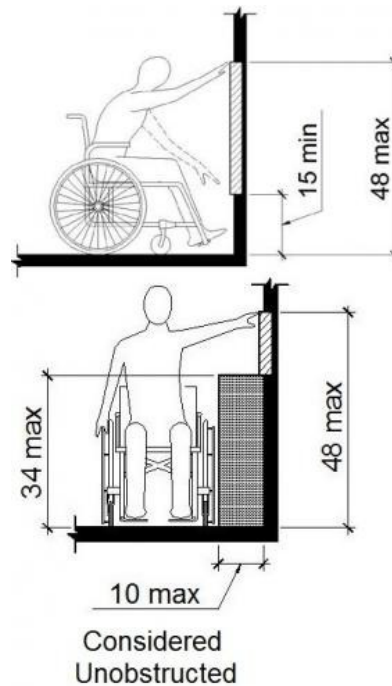
Budget Estimate: \$1,950.00

Recommendation:

Lower fire alarm pull station for top to be 48" max AFF.

Barrier Priority:

3 (Moderate): Should be completed as soon as possible, but there may be other items that will provide greater access to persons with disabilities. (Includes findings that have a high financial impact on the entity in relationship to the degree of access provided).



As Built: The fire alarm pull station is not positioned correctly for either a side or front approach.

Where a clear floor or ground space allows a parallel or front approach and the side reach is unobstructed, the high side reach shall be 48 inches maximum above the finish floor or ground and the low side reach shall be 15 inches minimum above the finish floor or ground.

Citation: 2010 ADAS Section 308.2.1

Where a forward reach is unobstructed, the high forward reach shall be 48 inches (1220 mm) maximum and the low forward reach shall be 15 inches (380 mm) minimum above the finish floor or ground.

2010 ADAS Section 308.3.1

Where a clear floor or ground space allows a parallel approach to an element and the side reach is unobstructed, the high side reach shall be 48 inches (1220 mm) maximum and the low side reach shall be 15 inches (380 mm) minimum above the finish floor or ground.

Boy's Locker Room

Finding: 95

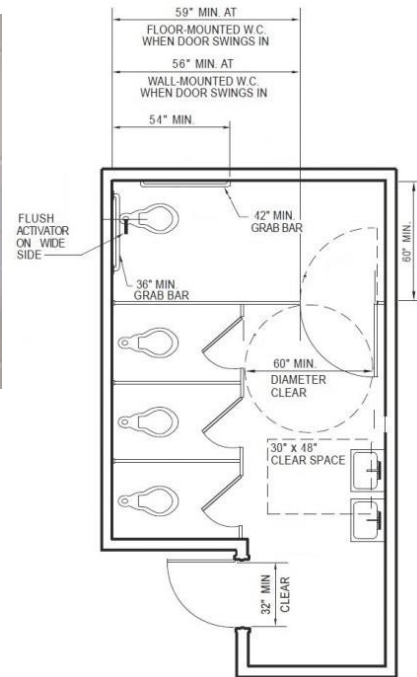

Budget Estimate: \$53,100.00

Recommendation:

Further design required to accommodate compliant locker room restroom.

Barrier Priority:

3 (Moderate): Should be completed as soon as possible, but there may be other items that will provide greater access to persons with disabilities. (Includes findings that have a high financial impact on the entity in relationship to the degree of access provided).



As Built: The toilet compartment does not have the required minimum clear floor space or maneuvering clearances for the toilet. Toilet seat is under 17". Toilet flush handle on wrong side. The restroom does not have the required minimum clear floor space or maneuvering clearances for the lavatory. Grab bars are incorrectly installed. Missing mirror. Paper towel dispenser. Lavatory missing pipe insulation, too high, turn twist type faucet.

Citation: 2010 ADAS Section 213.2

Where toilet rooms are provided, each toilet room shall comply with 603. Where bathing rooms are provided, each bathing room shall comply with 603.

Library

Finding: 96

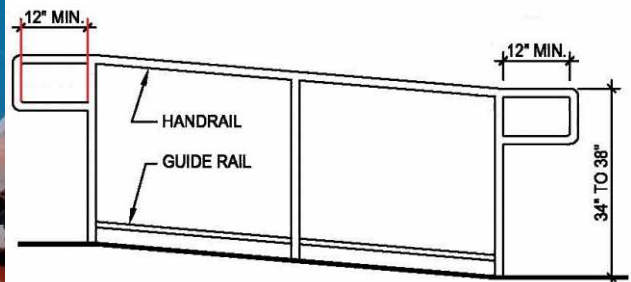

Budget Estimate: \$11,625.00

Recommendation:

Install new handrails at library ramp.

Barrier Priority:

3 (Moderate): Should be completed as soon as possible, but there may be other items that will provide greater access to persons with disabilities. (Includes findings that have a high financial impact on the entity in relationship to the degree of access provided).



As Built: The ramp does not have compliant handrails.

Handrails are required on both sides of all surfaces that are sloped greater than 5 percent (1:20). Handrails must be between 34 inches and 38 inches above the ramp surface, must extend 12 inches beyond the top and bottom of the ramp and be parallel to the floor or ground surface. The diameter of the handrails must be between 1 1/4 inches and 2 inches in cross-sectional nominal dimension for circular handrails. Handrail gripping surfaces with a non-circular cross section shall have a perimeter dimension of 4 inches minimum and 6 1/4 inches maximum, and a cross-section dimension of 2 1/4 inches maximum. The space between handrails and walls must be 1 1/2 inches minimum.

Citation: 2010 ADAS Section 505.1

Handrails provided along walking surfaces complying with 403, required at ramps complying with 405, and required at stairs complying with 504 shall comply with 505.

Boy's Restroom 3

Finding: 97

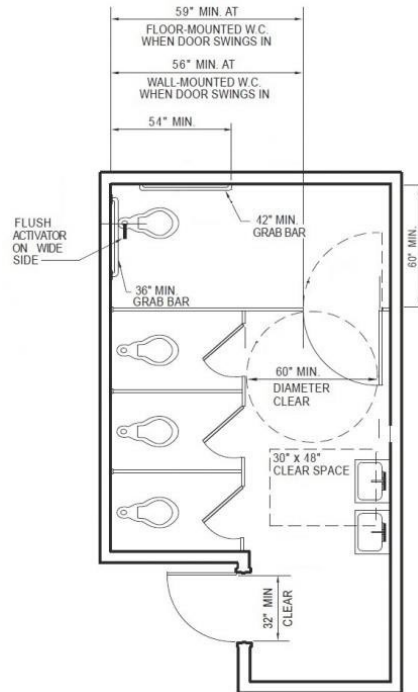
Budget Estimate: \$23,865.00

Recommendation:

Redesign required to accommodate compliant toilet compartment.

Barrier Priority:

3 (Moderate): Should be completed as soon as possible, but there may be other items that will provide greater access to persons with disabilities. (Includes findings that have a high financial impact on the entity in relationship to the degree of access provided).



As Built: The toilet compartment does not have the required minimum clear floor space or maneuvering clearances for the toilet. The restroom does not have the required minimum clear floor width and depth. Grab bars are not installed.

Citation: 2010 ADAS Section 213.2

Where toilet rooms are provided, each toilet room shall comply with 603. Where bathing rooms are provided, each bathing room shall comply with 603.

Faculty Toilet 2

Finding: 98

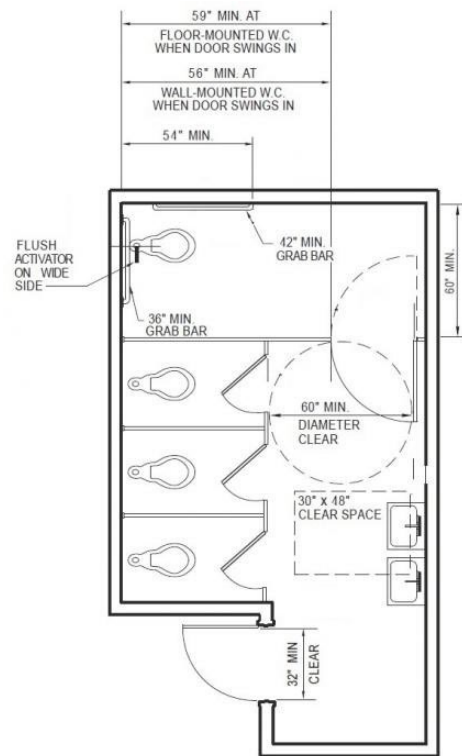
Budget Estimate: \$0.00

Recommendation:

Can not make compliant. Remove ADA signage.

Barrier Priority:

3 (Moderate): Should be completed as soon as possible, but there may be other items that will provide greater access to persons with disabilities. (Includes findings that have a high financial impact on the entity in relationship to the degree of access provided).



As Built: The toilet compartment does not have the required minimum clear floor space or maneuvering clearances for the toilet. The restroom does not have the required minimum clear floor width and depth. Grab bars are not installed.

Citation: 2010 ADAS Section 213.2

Where toilet rooms are provided, each toilet room shall comply with 603. Where bathing rooms are provided, each bathing room shall comply with 603.

Faculty Toilet 2

Finding: 99

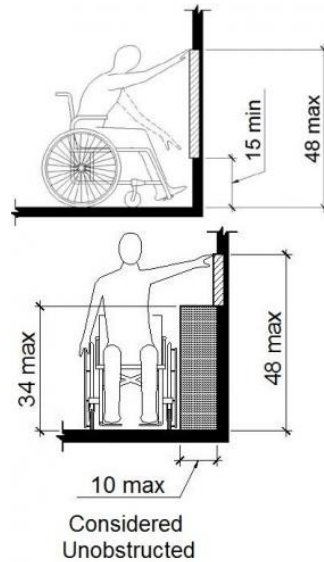
Budget Estimate: \$1,200.00

Recommendation:

Lower soap dispenser for push release to be 48" AFF.

Barrier Priority:

3 (Moderate): Should be completed as soon as possible, but there may be other items that will provide greater access to persons with disabilities. (Includes findings that have a high financial impact on the entity in relationship to the degree of access provided).



As Built: The soap dispenser is not positioned correctly for either a side or front approach.

Where a clear floor or ground space allows a parallel or front approach and the side reach is unobstructed, the high side reach shall be 48 inches maximum above the finish floor or ground and the low side reach shall be 15 inches minimum above the finish floor or ground.

Citation: 2010 ADAS Section 308.2.1

Where a forward reach is unobstructed, the high forward reach shall be 48 inches (1220 mm) maximum and the low forward reach shall be 15 inches (380 mm) minimum above the finish floor or ground.

2010 ADAS Section 308.3.1

Where a clear floor or ground space allows a parallel approach to an element and the side reach is unobstructed, the high side reach shall be 48 inches (1220 mm) maximum and the low side reach shall be 15 inches (380 mm) minimum above the finish floor or ground.

Faculty Toilet 2

Finding: 100

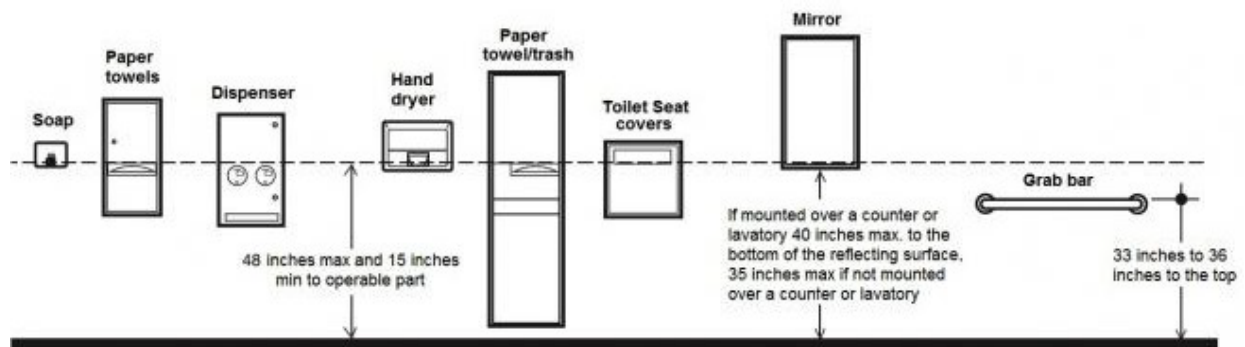
Budget Estimate: \$1,200.00

Recommendation:

Lower paper towel dispenser for all operable components to be 48" max AFF.

Barrier Priority:

3 (Moderate): Should be completed as soon as possible, but there may be other items that will provide greater access to persons with disabilities. (Includes findings that have a high financial impact on the entity in relationship to the degree of access provided).



As Built: The paper towel dispenser's operation mechanism is 49" which is too high off the floor. Dispensers must have all operable parts a maximum of 48 inches above the floor.

Citation: 2010 ADAS Section 308.2.1

Where a forward reach is unobstructed, the high forward reach shall be 48 inches (1220 mm) maximum and the low forward reach shall be 15 inches (380 mm) minimum above the finish floor or ground.

Civil Findings

Parking: Lat: 36.2366800000; Long: -88.8241000000

Finding: 1

Budget Estimate: \$1,200.00

Recommendation:

Replace the ramp.

Barrier Priority:

2 (Important): Should be completed as soon as possible. (Includes findings that would remove barriers to the greatest number of people to your goods and services).



As Built: The running slope of the curb ramp is excessive.

The running slope of the curb ramp shall be 5 percent minimum and 8.3 percent maximum but shall not require the ramp length to exceed 15.0 ft.

Citation: 2011 PROWAG Section R304.2.2

The running slope of the curb ramp shall cut through or shall be built up to the curb at right angles or shall meet the gutter grade break at right angles where the curb is curved. The running slope of the curb ramp shall be 5 percent minimum and 8.3 percent maximum but shall not require the ramp length to exceed 4.5 m (15.0 ft). The running slope of the turning space shall be 2 percent maximum.

2011 PROWAG Section R304.3.2

The running slope of the curb ramp shall be in-line with the direction of sidewalk travel. The running slope of the curb ramp shall be 5 percent minimum and 8.3 percent maximum but shall not require the ramp length to exceed 4.5 m (15.0 ft) minimum. The running slope of the turning space shall be 2 percent maximum.

Parking: Lat: 36.2367200000; Long: -88.8243300000

Finding: 2

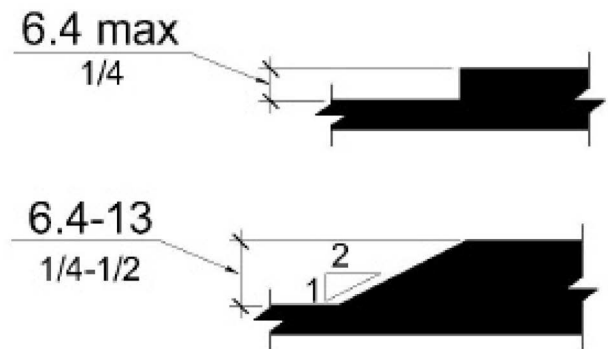
Budget Estimate: \$1,000.00

Recommendation:

Replace the sidewalk where cracks create hazards greater than 1/2".

Barrier Priority:

3 (Moderate): Should be completed as soon as possible, but there may be other items that will provide greater access to persons with disabilities. (Includes findings that have a high financial impact on the entity in relationship to the degree of access provided).



As Built: The surface of the pedestrian access route has vertical discontinuities greater than 1/2 inch or between 1/4 inch and 1/2 inch that are not beveled.

Vertical surface discontinuities shall be 0.5 inch maximum. Vertical surface discontinuities between 0.25 inch and 0.5 inch shall be beveled with a slope not steeper than 50 percent. The bevel shall be applied across the entire vertical surface discontinuity.

Citation: 2011 PROWAG Section R302.7.2

Vertical surface discontinuities shall be 13 mm (0.5 in) maximum. Vertical surface discontinuities between 6.4 mm (0.25 in) and 13 mm (0.5 in) shall be beveled with a slope not steeper than 50 percent. The bevel shall be applied across the entire vertical surface discontinuity. Advisory R302.7.2 Vertical Surface Discontinuities. The allowance for vertical surface discontinuities is for occasional expansion joints and objects such as utility covers, vault frames, and gratings that cannot be located in another portion of the sidewalk outside the pedestrian access route. However, objects such as utility covers, vault frames, and gratings should not be located on curb ramp runs, blended transitions, turning spaces, or gutter areas within the pedestrian access route. This may not always be possible in alterations, but should be avoided wherever possible. Vertical surface discontinuities between unit pavers should be minimized.

Parking: Lat: 36.2366800000; Long: -88.8241000000

Finding: 3

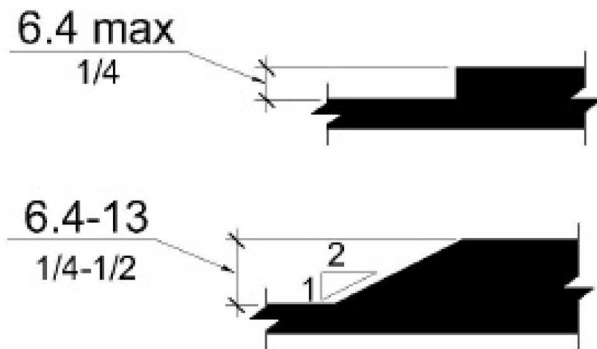
Budget Estimate: \$1,000.00

Recommendation:

Replace 4'x30'.

Barrier Priority:

3 (Moderate): Should be completed as soon as possible, but there may be other items that will provide greater access to persons with disabilities. (Includes findings that have a high financial impact on the entity in relationship to the degree of access provided).



As Built: The cross slope of the pedestrian access route is excessive, varying around 6%.

The cross slope of pedestrian access routes shall be 2 percent maximum.

Citation: 2011 PROWAG Section R302.6

Except as provided in R302.6.1 and R302.6.2 (Pedestrian Street Crossings Without Yield or Stop Control and Midblock Pedestrian Street Crossings), the cross slope of pedestrian access routes shall be 2 percent maximum.

Advisory R302.6 Cross Slope. The cross slope requirements in R302.6 apply to sidewalks and other pedestrian circulation paths, pedestrian street crossings and at-grade rail crossings, and pedestrian overpasses and underpasses and similar structures (see R302.2). The cross slope of the pedestrian access route is measured perpendicular to the direction of pedestrian travel. Cross slope requirements are contained in R304.5.3 for curb ramps and blended transitions, and in R407.3 for ramps.

Parking: Lat: 36.2366800000; Long: -88.8241000000

Finding: 4

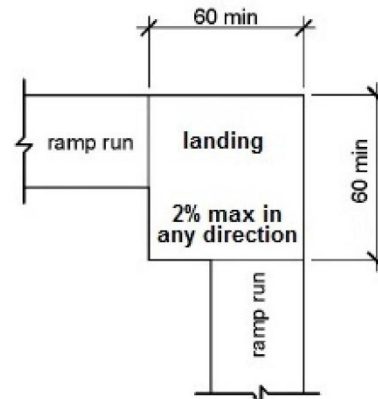
Budget Estimate: \$900.00

Recommendation:

Replace 10'x10'.

Barrier Priority:

2 (Important): Should be completed as soon as possible. (Includes findings that would remove barriers to the greatest number of people to your goods and services).



As Built: The cross slope of the pedestrian access route is excessive, varying around 6%.

The cross slope of pedestrian access routes shall be 2 percent maximum.

Citation: 2011 PROWAG Section R302.6

Except as provided in R302.6.1 and R302.6.2 (Pedestrian Street Crossings Without Yield or Stop Control and Midblock Pedestrian Street Crossings), the cross slope of pedestrian access routes shall be 2 percent maximum.

Advisory R302.6 Cross Slope. The cross slope requirements in R302.6 apply to sidewalks and other pedestrian circulation paths, pedestrian street crossings and at-grade rail crossings, and pedestrian overpasses and underpasses and similar structures (see R302.2). The cross slope of the pedestrian access route is measured perpendicular to the direction of pedestrian travel. Cross slope requirements are contained in R304.5.3 for curb ramps and blended transitions, and in R407.3 for ramps.

Parking: Lat: 36.2363100000; Long: -88.8242000000

Finding: 5

Budget Estimate: \$1,000.00

Recommendation:

Provide striping, including access aisles, provide signage for 2 spaces, including one designated for vans, on the shortest route to the accessible entrance. Ensure access aisle has ramped or flush access to pedestrian route.

Barrier Priority:

1 (High): Should be completed immediately. { Includes findings that have little or no cost, were in violation of the codes at the time of construction, or pose an imminent safety threat).



Total Number of Parking Spaces Provided in Parking Facility	Minimum Number of Required Accessible Parking Spaces
1 to 25	1
26 to 50	2
51 to 75	3
76 to 100	4
101 to 150	5
151 to 200	6
201 to 300	7
301 to 400	8
401 to 500	9
501 to 1000	2 percent of total
1001 and over	20, plus 1 for each 100, or fraction thereof, over 1000

As Built: There are not enough accessible stalls.

There is (1) accessible parking stalls including (0) designated for a van.

There should be a minimum of (2) accessible parking stalls including a minimum of (1) van accessible stalls.

Citation: 2010 ADAS Section 208.2

Parking spaces complying with 502 shall be provided in accordance with Table 208.2 except as required by 208.2.1, 208.2.2, and 208.2.3. Where more than one parking facility is provided on a site, the number of accessible spaces provided on the site shall be calculated according to the number of spaces required for each parking facility.

Parking: Lat: 36.2363100000; Long: -88.8242000000

Finding: 6

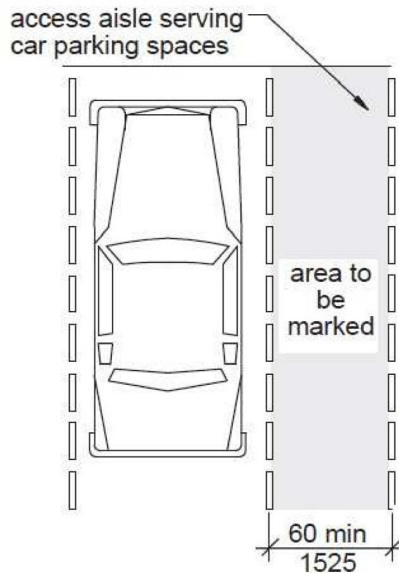
Budget Estimate: Cost included in finding 5.

Recommendation:

When providing striping at designated ADA spaces, install appropriate width access aisles.

Barrier Priority:

1 (High): Should be completed immediately. (Includes findings that have little or no cost, were in violation of the codes at the time of construction, or pose an imminent safety threat).



As Built: The access aisle is missing at the accessible parking stall.

Access aisles serving parking spaces shall adjoin an accessible route. Two parking spaces shall be permitted to share a common access aisle.

Citation: 2010 ADAS Section 502.2

Car parking spaces shall be 96 inches (2440 mm) wide minimum and van parking spaces shall be 132 inches (3350 mm) wide minimum, shall be marked to define the width, and shall have an adjacent access aisle complying with 502.3.

Gymnasium Entrance: Lat: 36.2360900000; Long: -88.8241200000

Finding: 7

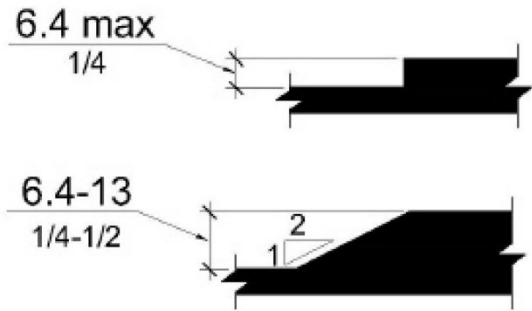

Budget Estimate: \$1,500.00

Recommendation:

Replace approximately 6'x30'.

Barrier Priority:

4 (Low): Should be completed as soon as possible due to being a technical violation but may not result in providing greater access to persons with disabilities. (Includes findings that are technical violations but provide a moderate to low increase in accessibility compared to the financial impact on the entity).



As Built: The surface of the pedestrian access route has vertical discontinuities greater than 1/2 inch or between 1/4 inch and 1/2 inch that are not beveled.

Vertical surface discontinuities shall be 0.5 inch maximum. Vertical surface discontinuities between 0.25 inch and 0.5 inch shall be beveled with a slope not steeper than 50 percent. The bevel shall be applied across the entire vertical surface discontinuity.

Citation: 2011 PROWAG Section R302.7.2

Vertical surface discontinuities shall be 13 mm (0.5 in) maximum. Vertical surface discontinuities between 6.4 mm (0.25 in) and 13 mm (0.5 in) shall be beveled with a slope not steeper than 50 percent. The bevel shall be applied across the entire vertical surface discontinuity. Advisory R302.7.2 Vertical Surface Discontinuities. The allowance for vertical surface discontinuities is for occasional expansion joints and objects such as utility covers, vault frames, and gratings that cannot be located in another portion of the sidewalk outside the pedestrian access route. However, objects such as utility covers, vault frames, and gratings should not be located on curb ramp runs, blended transitions, turning spaces, or gutter areas within the pedestrian access route. This may not always be possible in alterations but should be avoided wherever possible. Vertical surface discontinuities between unit pavers should be minimized.

Gymnasium Entrance: Lat: 36.2363900000; Long: -88.8238200000

Finding: 8

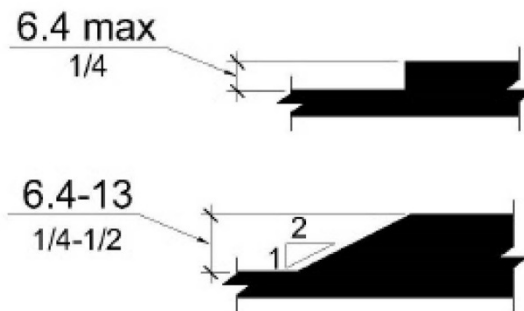
Budget Estimate: \$5,000.00

Recommendation:

Replace approximately 30'x50'.

Barrier Priority:

4 (Low): Should be completed as soon as possible due to being a technical violation but may not result in providing greater access to persons with disabilities. (Includes findings that are technical violations but provide a moderate to low increase in accessibility compared to the financial impact on the entity).



As Built: The cross slope of the pedestrian access route exceeds 2%, up to 3%, which is excessive.

The cross slope of pedestrian access routes shall be 2 percent maximum.

Citation: 2011 PROWAG Section R302.6

Except as provided in R302.6.1 and R302.6.2 (Pedestrian Street Crossings Without Yield or Stop Control and Midblock Pedestrian Street Crossings), the cross slope of pedestrian access routes shall be 2 percent maximum.

Advisory R302.6 Cross Slope. The cross-slope requirements in R302.6 apply to sidewalks and other pedestrian circulation paths, pedestrian street crossings and at-grade rail crossings, and pedestrian overpasses and underpasses and similar structures (see R302.2). The cross slope of the pedestrian access route is measured perpendicular to the direction of pedestrian travel. Cross slope requirements are contained in R304.5.3 for curb ramps and blended transitions, and in R407.3 for ramps.

Gymnasium Entrance: Lat: 36.2360900000; Long: -88.8241200000

Finding: 9

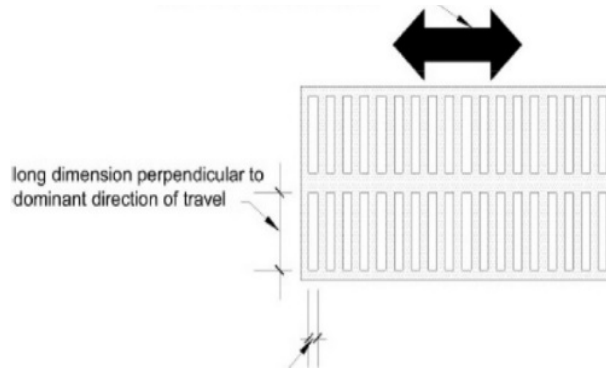

Budget Estimate: \$800.00

Recommendation:

Replace approximately 7'x10' or patch to smooth surface.

Barrier Priority:

4 (Low): Should be completed as soon as possible due to being a technical violation but may not result in providing greater access to persons with disabilities. (Includes findings that are technical violations but provide a moderate to low increase in accessibility compared to the financial impact on the entity).



As Built: The surface of the pedestrian access route has openings greater than 1/2 inch.

Horizontal openings in gratings and joints shall not permit passage of a sphere more than 13 mm (0.5 in) in diameter.

Citation: 2011 PROWAG Section R302.7.3

Horizontal openings in gratings and joints shall not permit passage of a sphere more than 13 mm (0.5 in) in diameter. Elongated openings in gratings shall be placed so that the long dimension is perpendicular to the dominant direction of travel.

Findings with no area description: Lat: 36.2358700000; Long: -88.8240100000

Finding: 10

Budget Estimate: \$11,000.00

Recommendation:

Replace sidewalk with compliant slopes and install safety rail along edge.

Barrier Priority:

2 (Important): Should be completed as soon as possible. (Includes findings that would remove barriers to the greatest number of people to your goods and services).



As Built: The cross slope of the pedestrian access route varies up to 6% along a steep adjacent slope, which is excessive.

The cross slope of pedestrian access routes shall be 2 percent maximum.

Citation: 2011 PROWAG Section R302.6

Except as provided in R302.6.1 and R302.6.2 (Pedestrian Street Crossings Without Yield or Stop Control and Midblock Pedestrian Street Crossings), the cross slope of pedestrian access routes shall be 2 percent maximum.

Advisory R302.6 Cross Slope. The cross slope requirements in R302.6 apply to sidewalks and other pedestrian circulation paths, pedestrian street crossings and at-grade rail crossings, and pedestrian overpasses and underpasses and similar structures (see R302.2). The cross slope of the pedestrian access route is measured perpendicular to the direction of pedestrian travel. Cross slope requirements are contained in R304.5.3 for curb ramps and blended transitions, and in R407.3 for ramps.

Findings with no area description: Lat: 36.2358700000; Long: -88.8240700000

Finding: 11

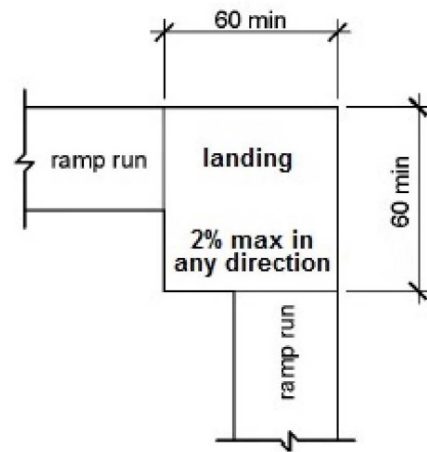
Budget Estimate: \$1,000.00

Recommendation:

Replace the ramp.

Barrier Priority:

2 (Important): Should be completed as soon as possible. (Includes findings that would remove barriers to the greatest number of people to your goods and services).



As Built: The landing at the change of direction has excessive slope.

Landings at a change in direction shall have a dimension not less than 60 inches by 60 inches and have a slope of 2% maximum in any direction.

Citation: 2011 PROWAG Section R407.6.1

Landing slopes shall be 2 percent maximum in any direction.

Findings with no area description: Lat: 36.2358500000; Long: -88.8235600000

Finding: 12

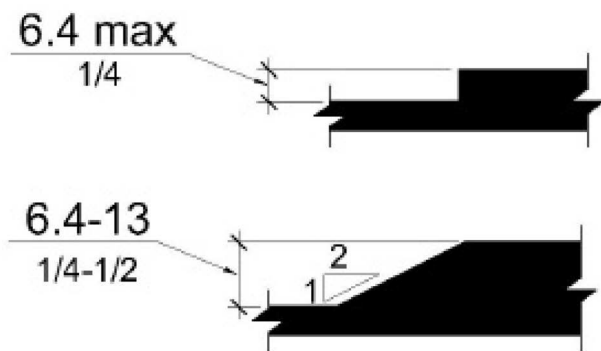

Budget Estimate: \$1,000.00

Recommendation:

Bevel the transition.

Barrier Priority:

4 (Low): Should be completed as soon as possible due to being a technical violation but may not result in providing greater access to persons with disabilities. (Includes findings that are technical violations but provide a moderate to low increase in accessibility compared to the financial impact on the entity).



As Built: The surface of the pedestrian access route has vertical discontinuities greater than 1/2 inch or between 1/4 inch and 1/2 inch that are not beveled.

Vertical surface discontinuities shall be 0.5 inch maximum. Vertical surface discontinuities between 0.25 inch and 0.5 inch shall be beveled with a slope not steeper than 50 percent. The bevel shall be applied across the entire vertical surface discontinuity.

Citation: 2011 PROWAG Section R302.7.2

Vertical surface discontinuities shall be 13 mm (0.5 in) maximum. Vertical surface discontinuities between 6.4 mm (0.25 in) and 13 mm (0.5 in) shall be beveled with a slope not steeper than 50 percent. The bevel shall be applied across the entire vertical surface discontinuity. Advisory R302.7.2 Vertical Surface Discontinuities. The allowance for vertical surface discontinuities is for occasional expansion joints and objects such as utility covers, vault frames, and gratings that cannot be located in another portion of the sidewalk outside the pedestrian access route. However, objects such as utility covers, vault frames, and gratings should not be located on curb ramp runs, blended transitions, turning spaces, or gutter areas within the pedestrian access route. This may not always be possible in alterations, but should be avoided wherever possible. Vertical surface discontinuities between unit pavers should be minimized.

Findings with no area description: Lat: 36.2361300000; Long: -88.8234900000

Finding: 13

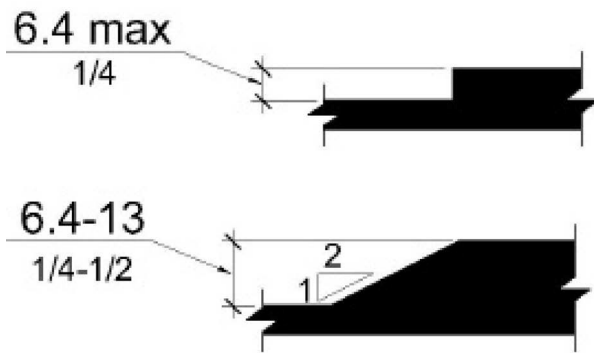
Budget Estimate: \$100.00

Recommendation:

Bevel the transition.

Barrier Priority:

4 (Low): Should be completed as soon as possible due to being a technical violation but may not result in providing greater access to persons with disabilities. (Includes findings that are technical violations but provide a moderate to low increase in accessibility compared to the financial impact on the entity).



As Built: The surface of the pedestrian access route has vertical discontinuities greater than 1/2 inch or between 1/4 inch and 1/2 inch that are not beveled.

Vertical surface discontinuities shall be 0.5 inch maximum. Vertical surface discontinuities between 0.25 inch and 0.5 inch shall be beveled with a slope not steeper than 50 percent. The bevel shall be applied across the entire vertical surface discontinuity.

Citation: 2011 PROWAG Section R302.7.2

Vertical surface discontinuities shall be 13 mm (0.5 in) maximum. Vertical surface discontinuities between 6.4 mm (0.25 in) and 13 mm (0.5 in) shall be beveled with a slope not steeper than 50 percent. The bevel shall be applied across the entire vertical surface discontinuity. Advisory R302.7.2 Vertical Surface Discontinuities. The allowance for vertical surface discontinuities is for occasional expansion joints and objects such as utility covers, vault frames, and gratings that cannot be located in another portion of the sidewalk outside the pedestrian access route. However, objects such as utility covers, vault frames, and gratings should not be located on curb ramp runs, blended transitions, turning spaces, or gutter areas within the pedestrian access route. This may not always be possible in alterations, but should be avoided wherever possible. Vertical surface discontinuities between unit pavers should be minimized.

PROJECT & BUDGET RECOMMENDATIONS

FINDINGS & RECOMMENDATIONS – SHARON SCHOOL

The existing Sharon School has significant ADA compliance deficiencies. After discussion with the City, the decision was made to provide accessible parking spaces and an accessible entry way, to provide access to the reception counters, to provide a compliant public restroom, to install appropriate and compliant lever type door knobs as needed, and to lower specific fire extinguishers, alarm pads, defibrillators, handrails, and thermostats throughout the building. The remainder of the facility will remain as currently designed.

PRIORITY 1 (High)			
Estimated Cost	Location	Finding	Distress / Description / Recommendation
\$1,000.00	Total		
\$1,000.00	Parking	5	Provide striping, including access aisles, provide signage for 2 spaces, including one designated for vans, on the shortest route to the accessible entrance. Ensure access aisle has ramped or flush access to pedestrian route.
Cost Included in Finding 5	Parking	6	When providing striping at designated ADA spaces, install appropriate width access aisles.

PRIORITY 2 (Important)			
Estimated Cost	Location	Finding	Distress / Description / Recommendation
\$32,287.00	Total		
\$18,187.50	Reception	10	Move counter to accommodate.
Included in Finding 11	Reception	11	Move counter to accommodate.
\$1,200.00	Parking	1	Replace the ramp.
\$900.00	Parking	4	Replace 10'x10'
\$11,000.00	No Area Description	10	Replace sidewalk with compliant slopes and install safety rail along edge.
\$1,000.00	No Area Description	11	Replace the ramp.

PRIORITY 3 (Moderate)			
Estimated Cost	Location	Finding	Distress / Description / Recommendation
\$633,643.00	Total		
\$33,375.00	Lobby	1	Replace door system and hardware.

PRIORITY 3 (Moderate)			
Included in Finding 1	Lobby	2	Install new entry doors to have a minimum open width of 32".
\$1,950.00	Lobby	3	Lower fire alarm annunciator for all operable components to be 48" max AFF.
\$1,950.00	Lobby	4	Lower thermostat for all operable components to be 48" max AFF.
\$1,950.00	Lobby	5	Lower fire alarm pull for all operable components to be 48" max AFF.
\$1,950.00	General	6	Lower all switches for top of switch to be 48" max AFF.
\$1,275.00	General	7	Install lever type doorknobs.
\$1,950.00	General	8	Lower all intercom buttons to 48" max AFF.
\$1,950.00	General	9	Lower thermostat for all operable components to be 48" max AFF.
\$13,425.00	Reception	12	Add ramp into file room.
\$1,950.00	Reception	13	Lower telephone for all operable components to be 48" max AFF.
\$1,950.00	Reception	14	Lower thermostat for all operable components to be 48" max AFF.
\$1,200.00	Nurse Office	15	Lower mirror for reflecting surface to be 40" max AFF.
\$3,300.00	Nurse Office	16	Install new lavatory and faucet to be compliant. Including insulation.
Included in Finding 16	Nurse Office	17	Install new lever type faucet. Included in finding 17.
\$1,200.00	Nurse Office	18	Install new pipe insulation on lavatory.
\$1,200.00	Nurse Office	19	Lower hand sanitizer for push to be at 48" AFF.
\$1,200.00	Nurse Office	20	Lower paper towel dispenser for all operable components to be 48" max AFF.
\$0.00	Nurse Office	21	Another restroom should be identified to make compliant.
\$1,950.00	Corridor	22	Lower alarm pad for all operable components to be 48" max AFF.
\$1,950.00	Corridor	23	Lower thermostat for all operable components to be 48" max AFF.
\$1,950.00	Corridor	24	Lower fire alarm pull for all operable components to be 48" max AFF.
\$1,200.00	Corridor	25	Lower fire extinguisher for handle to be 48" max AFF.
\$1,950.00	Corridor	26	Lower intercom button to 48" max AFF.
\$16,500.00	Corridor	27	Install new 6' double door to comply with 32" clear opening width requirement.
\$1,950.00	Corridor	28	Lower fire alarm pull for top to be 48" max AFF.

PRIORITY 3 (Moderate)

\$18,750.00	Corridor	29	Install new 6' exterior double doors to comply with single lead 32" clear opening width requirement.
\$1,950.00	Corridor	30	Lower fire alarm pull for top to be 48" max AFF.
\$18,187.00	Corridor	31	Cut out 3' (width) section and replace with new counter at 36" AFF.
\$1,950.00	Corridor	32	Lower fire alarm pull for top to be 48" max AFF.
\$1,950.00	Corridor	33	Lower fire alarm annunciator for top to be 48" max AFF.
\$20,725.00	Corridor	34	Install new wheelchair accessible drinking fountain with barriers in corridor.
\$1,200.00	Corridor	35	Lower Defibrillator for handle to be 48" max AFF.
\$1,950.00	Corridor	36	Lower thermostat for all operable components to be 48" max AFF.
\$1,200.00	Corridor	37	Lower fire extinguisher for handle to be 48" max AFF.
\$1,200.00	Corridor	38	Lower fire extinguisher for handle to be 48" max AFF.
\$1,200.00	Corridor	39	Lower fire extinguisher for handle to be 48" max AFF.
\$1,950.00	Corridor	40	Lower thermostat for all operable components to be 48" max AFF.
\$1,950.00	Corridor	41	Lower fire alarm pull for top to be 48" max AFF.
\$1,950.00	Corridor	42	Lower thermostat for all operable components to be 48" max AFF.
\$1,950.00	Corridor	43	Lower fire alarm pull for top to be 48" max AFF.
\$1,950.00	Cafeteria	44	Lower fire alarm pull for top to be 48" max AFF.
\$1,950.00	Cafeteria	45	Lower thermostat for all operable components to be 48" max AFF.
\$6,000.00	Cafeteria	46	Move Food dispatch equipment for clearance of 36".
\$7,125.00	Cafeteria	47	Install new 36" door for required clearance of 32".
\$1,950.00	Kitchen	48	Lower intercom button to 48" max AFF.
\$1,200.00	Kitchen	49	Lower fire extinguisher for handle to be 48" max AFF.
\$1,950.00	Kitchen	50	Lower Ansul fire pull to 48" max AFF.
\$1,275.00	Men's Facility	51	Install new grab bars per figure.
\$5,475.00	Men's Facility	52	Replace with a compliant toilet.
\$1,200.00	Men's Facility	53	Lower paper towel dispenser.
\$1,275.00	Men's Facility	54	Lower mirror for reflecting surface to be 40" max AFF.

PRIORITY 3 (Moderate)			
\$3,300.00	Men's Facility	55	Install new lever type faucet for lavatory.
\$1,200.00	Men's Facility	56	Install new drainpipe insulation.
Included in Finding 58	Girl's Restroom	57	Install new wall mounted vanities with required knee clearance and height of 34". Install new accessories/ mirror to be compliant.
\$46,320.00	Girl's Restroom	58	Redesign restroom to be compliant.
Included in Finding 58	Girl's Restroom	59	Install new 36" door to comply with 32" clear opening requirement.
Included in Finding 62	Boy's Restroom	60	Install new vanity with required knee clearance and height of 34".
\$20,725.00	Boy's Restroom	61	Remove both drinking fountains, install new wheelchair accessible drinking fountain and relocate standing person drinking fountain, further design required.
\$46,320.00	Boy's Restroom	62	Further design required to accommodate new compliant toilet compartment.
Included in Finding 62	Boy's Restroom	63	Install new 36" door to comply with 32" clear opening requirement.
\$1,275.00	Women's Facility	64	Lower mirror for reflecting surface to be 40" max AFF.
\$1,200.00	Women's Facility	65	Install new drain and supply pipe insulation.
\$1,200.00	Women's Facility	66	Lower paper towel dispenser for all operable components to be 48" max AFF.
\$5,700.00	Women's Facility	67	Move toilet for center to be within 16-18"
Included in Finding 67	Women's Facility	68	Install new toilet for seat to be within 17 to 19" AFF. Budget in previous finding.
Included in Finding 67	Women's Facility	69	Install new set of grab bars. Included in Finding 67.
\$1,275.00	Girl's Restroom 2	70	Lower mirror for reflecting to be 40" max AFF.
\$26,160.00	Girl's Restroom 2	71	Redesign toilet room for compliance.
\$1,275.00	Boy's Restroom 2	72	Install new ADA complaint mirror for reflecting surface to be 40" max AFF.
\$26,160.00	Boy's Restroom 2	73	Redesign toilet room for compliance.
\$1,275.00	Girl's Gym Restroom	74	Install new ADA complaint mirror for reflecting surface to be 40" max AFF.
\$1,200.00	Girl's Gym Restroom	75	Lower soap dispenser for push release to be 48" max AFF.
\$1,200.00	Girl's Gym Restroom	76	Lower paper towel dispenser for all operable to be 48" max AFF.

PRIORITY 3 (Moderate)			
\$1,200.00	Girl's Gym Restroom	77	Install new drain and supply pipe insulation.
\$26,160.00	Girl's Gym Restroom	78	Redesign toilet room for compliance.
\$7,200.00	Girl's Gym Restroom	79	Install new 36" door to comply with 32" clear opening requirement.
\$26,160.00	Boy's Gym Restroom	80	Further design required to accommodate compliant toilet compartment.
\$1,200.00	Boy's Gym Restroom	81	Install new drain and supply pipe insulation.
\$1,275.00	Boy's Gym Restroom	82	Install new ADA complaint mirror for reflecting surface to be 40" max AFF.
\$1,200.00	Boy's Gym Restroom	83	Lower paper towel dispenser for all operable to be 48" max AFF.
\$7,200.00	Boy's Gym Restroom	84	Install new 36" door to comply with 32" clear opening requirement.
\$1,200.00	Boy's Gym Restroom	85	Lower soap dispenser for push release to be 48" max AFF.
\$1,950.00	Gymnasium	86	Lower thermostats for all operable components to be 48" max AFF.
\$1,950.00	Gymnasium	87	Lower fire alarm pull station for top to be 48" max AFF.
\$1,200.00	Gymnasium	88	Lower fire extinguisher for handle to be 48" max AFF.
\$51,660.00	Girl's Locker Room	89	Redesign required to accommodate compliant locker room restroom.
Included in Finding 89	Girl's Locker Room	90	See Finding 89.
\$13,376.00	Football Locker Room	91	Further design required to accommodate compliant locker room restroom.
\$2,400.00	Football Locker Room	92	Redesign required to accommodate transition into shower room.
\$1,950.00	Football Locker Room	93	Lower thermostats for all operable components to be 48" max AFF.
\$1,950.00	Football Locker Room	94	Lower fire alarm pull station for top to be 48" max AFF.
\$53,100.00	Boy's Locker Room	95	Further design required to accommodate compliant locker room restroom.
\$11,625.00	Library	96	Install new handrails at library ramp.
\$23,865.00	Boy's Restroom 3	97	Redesign required to accommodate compliant toilet compartment.
\$0.00	Faculty Toilet 2	98	Cannot make compliant. Remove ADA signage.
\$1,200.00	Faculty Toilet 2	99	Lower soap dispenser for push release to be 48" AFF.

PRIORITY 3 (Moderate)			
\$1,200.00	Faculty Toilet 2	100	Lower paper towel dispenser for all operable components to be 48" max AFF.
\$1,000.00	Parking	2	Replace the sidewalk where cracks create hazards greater than 1/2".
\$1,000.00	Parking	3	Replace 4'x30'.

PRIORITY 4 (Low)			
Estimated Cost	Location	Finding	Distress / Description / Recommendation
\$7,500.00	Total		
\$1,500.00	Gymnasium Entrance	7	Replace approximately 6x30'.
\$5,000.00	Gymnasium Entrance	8	Replace approximately 30'x50'.
\$800.00	Gymnasium Entrance	9	Replace approx. 7'x10' or patch to smooth surface.
\$100.00	No Area Description	12	Bevel the transition.
\$100.00	No Area Description	13	Bevel the transition.

Greenfield School

319 West Main Street, Greenfield, TN 38230



Architectural Findings

Reception

Finding: 1

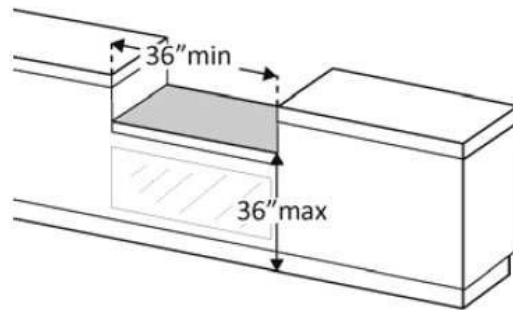
Budget Estimate: \$18,187.50

Recommendation:

Cut out 3' (width) section and replace with new counter at 36" AFF with minimum 17" countertop overhang depth.

Barrier Priority:

3 (Moderate): Should be completed as soon as possible, but there may be other items that will provide greater access to persons with disabilities. (Includes findings that have a high financial impact on the entity in relationship to the degree of access provided)



As Built: The counter is too high.

A portion of the counter surface that is 36 inches long minimum and 36 inches high maximum above the finish floor shall be provided. Knee and toe space must be provided for a forward approach. A 30 inch by 48-inch clear floor space on an accessible route must be provided for either a forward or parallel approach.

Citation: 2010 ADAS Section 904.4.2

A portion of the counter surface that is 30 inches (760 mm) long minimum and 36 inches (915 mm) high maximum shall be provided. Knee and toe space complying with 306 shall be provided under the counter. A clear floor or ground space complying with 305 shall be positioned for a forward approach to the counter.

2010 ADAS Section 904.4.1

A portion of the counter surface that is 36 inches (915 mm) long minimum and 36 inches (915 mm) high maximum above the finish floor shall be provided. A clear floor or ground space complying with 305 shall be positioned for a parallel approach adjacent to the 36 inch (915 mm) minimum length of counter.

Reception

Finding: 2

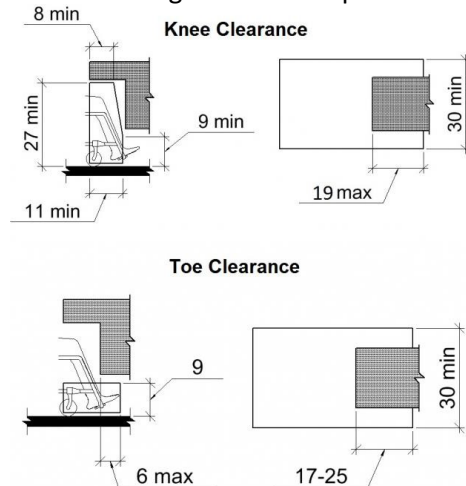
Budget Estimate: Included in Finding 1

Recommendation:

See Finding #1 for recommendation and budget.

Barrier Priority:

3 (Moderate): Should be completed as soon as possible, but there may be other items that will provide greater access to persons with disabilities. (Includes findings that have a high financial impact on the entity in relationship to the degree of access provided).



As Built: Compliant knee and/or toe space is not provided.

Space under an element between the finish floor or ground and 9 inches above the finish floor or ground shall be considered toe clearance. Toe clearance shall extend 25 inches maximum and 17 inches minimum under an element. Space extending greater than 6 inches beyond the available knee clearance at 9 inches above the finish floor or ground shall not be considered toe clearance. Toe clearance shall be 30 inches wide minimum.

Space under an element between 9 inches and 27 inches above the finish floor or ground shall be considered knee clearance. Knee clearance shall extend 25 inches maximum under an element at 9 inches above the finish floor or ground. Knee clearance shall be 11 inches deep minimum at 9 inches above the finish floor or ground, and 8 inches deep minimum at 27 inches above the finish floor or ground. Knee clearance shall be 30 inches wide minimum. The counter is too high.

A portion of the counter surface that is 36 inches long minimum and 36 inches high maximum above the finish floor shall be provided. Knee and toe space must be provided for a forward approach. A 30 inch by 48 inch clear floor space on an accessible route must be provided for either a forward or parallel approach.

Citation: 2010 ADAS Section 306.1

Where space beneath an element is included as part of clear floor or ground space or turning space, the space shall comply with 306. Additional space shall not be prohibited beneath an element but shall not be considered as part of the clear floor or ground space or turning space.

Reception

Finding: 3

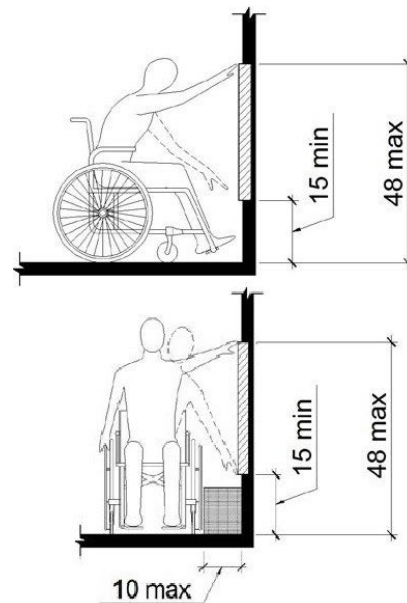
Budget Estimate: \$1,950.00

Recommendation:

Lower thermostat for all operable components to be 48" max AFF.

Barrier Priority:

3 (Moderate): Should be completed as soon as possible, but there may be other items that will provide greater access to persons with disabilities. (Includes findings that have a high financial impact on the entity in relationship to the degree of access provided.)



As Built: The thermostat is positioned too high for either a side or front approach.

Where a clear floor or ground space allows a parallel approach to an element and the side reach is unobstructed, the high side reach shall be 48 inches maximum and the low side reach shall be 15 inches minimum above the finish floor or ground.

Where a forward reach is unobstructed, the high forward reach shall be 48 inches maximum and the low forward reach shall be 15 inches minimum above the finish floor or ground.

Citation: 2010 ADAS Section: 308.1

Reach ranges shall comply with 308.

General

Finding: 4

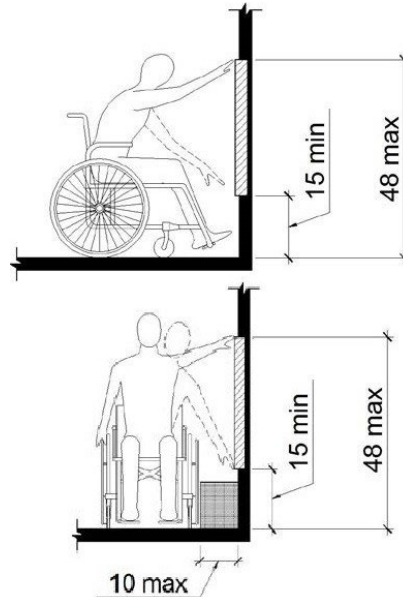
Budget Estimate: \$1,950.00

Recommendation:

Lower all switches throughout building to 48" max AFF to top of switch.

Barrier Priority:

3 (Moderate): Should be completed as soon as possible, but there may be other items that will provide greater access to persons with disabilities. (Includes findings that have a high financial impact on the entity in relationship to the degree of access provided).



As Built: The receptacle/switch is not positioned correctly for either a side or front approach.

Where a clear floor or ground space allows a parallel or front approach to a switch or receptacle and the side reach is unobstructed, the high side reach shall be 48 inches maximum above the finish floor or ground and the low side reach shall be 15 inches minimum above the finish floor or ground.

Citation: 2010 ADAS Section 308.2.1

Where a forward reach is unobstructed, the high forward reach shall be 48 inches (1220 mm) maximum and the low forward reach shall be 15 inches (380 mm) minimum above the finish floor or ground.

General

Finding: 5

Budget Estimate: \$1,275.00

Recommendation:

Install lever locksets on all doors.

Barrier Priority:

2 (Important): Should be completed as soon as possible. (Includes findings that would remove barriers to the greatest number of people to your goods and services).



As Built: The door/gate operating hardware is not accessible.

Hand-activated door/gate opening hardware, handles, pulls, latches, locks, and other operating devices on accessible doors shall have a shape that is easy to grasp with one hand and does not require tight grasping, pinching or twisting of the wrist to operate. Hardware shall be 34 inches minimum and 48 inches maximum above the finish floor or ground.

Citation: 2010 ADAS Section 404.2.7

Handles, pulls, latches, locks, and other operable parts on doors and gates shall comply with 309.4. Operable parts of such hardware shall be 34 inches (865 mm) minimum and 48 inches (1220 mm) maximum above the finish floor or ground. Where sliding doors are in the fully open position, operating hardware shall be exposed and usable from both sides.

Nurse's Room

Finding: 6

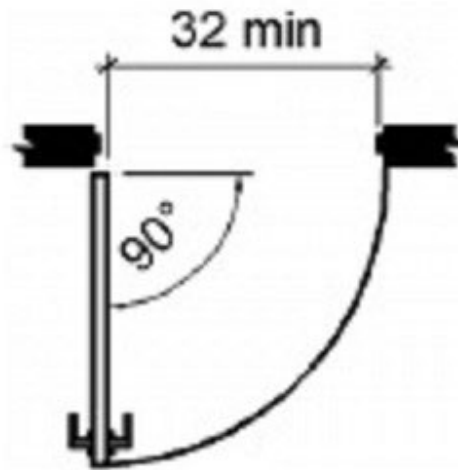
Budget Estimate: \$1,275.00

Recommendation:

Remove existing 30" door opening and install new 36" door and frame.

Barrier Priority:

3 (Moderate): Should be completed as soon as possible, but there may be other items that will provide greater access to persons with disabilities. (Includes findings that have a high financial impact on the entity in relationship to the degree of access provided).



Hinged Door or Gate

As Built: The door opening does not provide at least 32 inches between the face of the door and the opposite stop.

Door openings shall provide a clear width of 32 inches minimum. Clear openings of doorways with swinging doors shall be measured between the face of the door and the stop, with the door open 90 degrees. There shall be no projections into the required clear opening width lower than 34 inches above the finish floor or ground. Projections into the clear opening width between 34 inches and 80 inches above the finish floor or ground shall not exceed 4 inches.

Citation: 2010 ADAS Section 404.2.3

Door openings shall provide a clear width of 32 inches (815 mm) minimum. Clear openings of doorways with swinging doors shall be measured between the face of the door and the stop, with the door open 90 degrees. Openings more than 24 inches (610 mm) deep shall provide a clear opening of 36 inches (915 mm) minimum. There shall be no projections into the required clear opening width lower than 34 inches (865 mm) above the finish floor or ground. Projections into the clear opening width between 34 inches (865 mm) and 80 inches (2030 mm) above the finish floor or ground shall not exceed 4 inches (100 mm).

Nurse's Room

Finding: 7

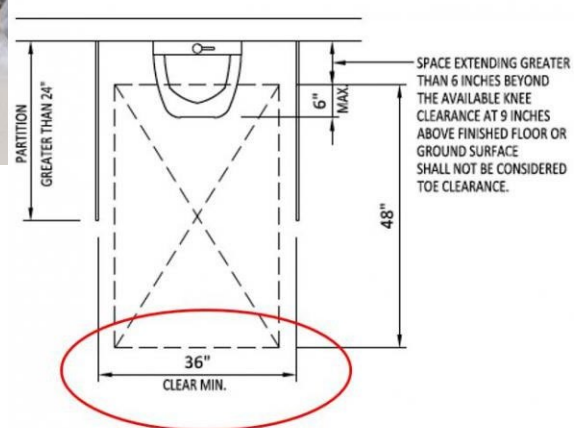
Budget Estimate: \$3,300.00

Recommendation:

Further design required to accommodate lavatory.

Barrier Priority:

3 (Moderate): Should be completed as soon as possible, but there may be other items that will provide greater access to persons with disabilities. (Includes findings that have a high financial impact on the entity in relationship to the degree of access provided).



As Built: The lavatory is confined on three sides and is considered to be installed in an alcove.

Lavatories installed in alcoves or with wing walls or partitions that extend greater than 24 inches must provide a clear space in front of the lavatory that is a minimum of 36 inches wide.

Citation: 2010 ADAS Section 305.7.1

Alcoves shall be 36 inches (915 mm) wide minimum where the depth exceeds 24 inches (610 mm).

Nurse's Room

Finding: 8

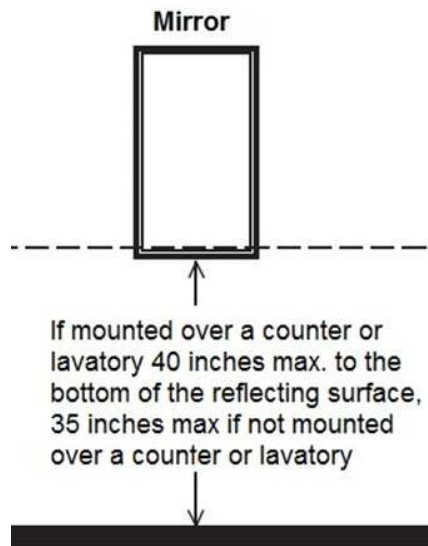
Budget Estimate: \$1,275.00

Recommendation:

Lower mirror for reflecting surface to be 40" max AFF.

Barrier Priority:

3 (Moderate): Should be completed as soon as possible, but there may be other items that will provide greater access to persons with disabilities. (Includes findings that have a high financial impact on the entity in relationship to the degree of access provided).



As Built: The mirror is mounted at 54", which is too high.

Mirrors must have the bottom edge of the reflecting surface a maximum of 40 inches above the floor if above a sink or counter. Mirrors not located above lavatories or countertops shall be installed with the bottom edge of the reflecting surface 35 inches maximum above the finish floor or ground.

Citation: 2010 ADAS Section 603.3

Mirrors located above lavatories or countertops shall be installed with the bottom edge of the reflecting surface 40 inches (1015 mm) maximum above the finish floor or ground. Mirrors not located above lavatories or countertops shall be installed with the bottom edge of the reflecting surface 35 inches (890 mm) maximum above the finish floor or ground.

Nurse's Room

Finding: 9

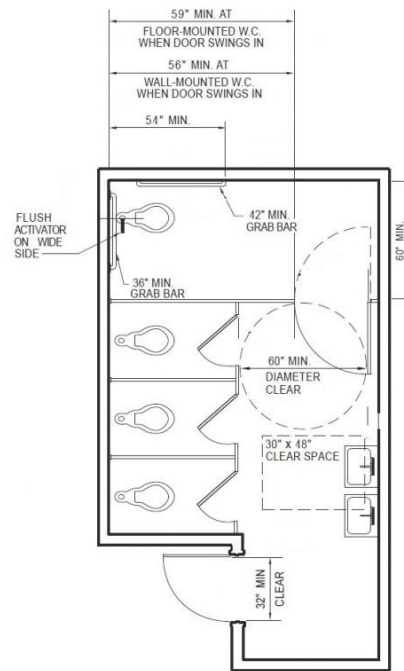
Budget Estimate: \$0.00

Recommendation:

Cannot make compliant.

Barrier Priority:

3 (Moderate): Should be completed as soon as possible, but there may be other items that will provide greater access to persons with disabilities. (Includes findings that have a high financial impact on the entity in relationship to the degree of access provided)



As Built: The restroom is not compliant.

The restroom does not have the required minimum clear floor space or maneuvering clearances for the toilet. Missing grab bars.

Citation: 2010 ADAS Section 213.2

Where toilet rooms are provided, each toilet room shall comply with 603. Where bathing rooms are provided, each bathing room shall comply with 603.

Lobby

Finding: 10

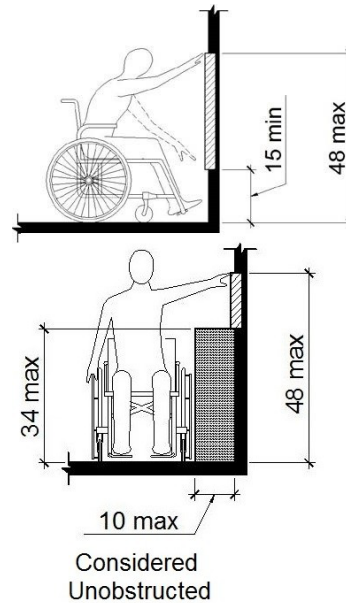
Budget Estimate: \$1,950.00

Recommendation:

Lower fire pull for top of pull component to be 48" max AFF.

Barrier Priority:

3 (Moderate): Should be completed as soon as possible, but there may be other items that will provide greater access to persons with disabilities. (Includes findings that have a high financial impact on the entity in relationship to the degree of access provided).



As Built: The fire pull is not positioned correctly for either a side or front approach.

Where a clear floor or ground space allows a parallel or front approach and the side reach is unobstructed, the high side reach shall be 48 inches maximum above the finish floor or ground and the low side reach shall be 15 inches minimum above the finish floor or ground.

Citation: 2010 ADAS Section 308.2.1

Where a forward reach is unobstructed, the high forward reach shall be 48 inches (1220 mm) maximum and the low forward reach shall be 15 inches (380 mm) minimum above the finish floor or ground.

2010 ADAS Section 308.3.1

Where a clear floor or ground space allows a parallel approach to an element and the side reach is unobstructed, the high side reach shall be 48 inches (1220 mm) maximum and the low side reach shall be 15 inches (380 mm) minimum above the finish floor or ground.

Lobby

Finding: 11

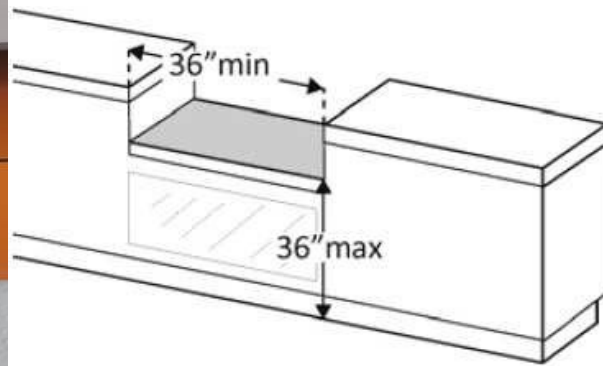
Budget Estimate: \$18,187.50

Recommendation:

Cut out 3' (width) section and replace with new counter at 36" AFF with minimum 17" countertop overhang depth.

Barrier Priority:

3 (Moderate): Should be completed as soon as possible, but there may be other items that will provide greater access to persons with disabilities. (Includes findings that have a high financial impact on the entity in relationship to the degree of access provided).



As Built: The counter is 42" which is too high.

A portion of the counter surface that is 36 inches long minimum and 36 inches high maximum above the finish floor shall be provided. Knee and toe space must be provided for a forward approach. A 30 inch by 48 inch clear floor space on an accessible route must be provided for either a forward or parallel approach.

Citation: 2010 ADAS Section 904.4.2

A portion of the counter surface that is 30 inches (760 mm) long minimum and 36 inches (915 mm) high maximum shall be provided. Knee and toe space complying with 306 shall be provided under the counter. A clear floor or ground space complying with 305 shall be positioned for a forward approach to the counter.

2010 ADAS Section 904.4.1

A portion of the counter surface that is 36 inches (915 mm) long minimum and 36 inches (915 mm) high maximum above the finish floor shall be provided. A clear floor or ground space complying with 305 shall be positioned for a parallel approach adjacent to the 36 inch (915 mm) minimum length of counter.

Lobby

Finding: 12

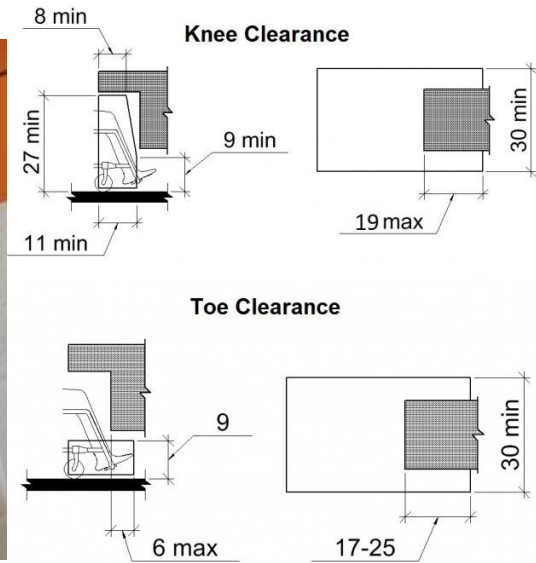
Budget Estimate: \$18,187.50

Recommendation:

See recommendation and budget on previous finding.

Barrier Priority:

3 (Moderate): Should be completed as soon as possible, but there may be other items that will provide greater access to persons with disabilities. (Includes findings that have a high financial impact on the entity in relationship to the degree of access provided).



As Built: Compliant knee and/or toe space is not provided.

Space under an element between the finish floor or ground and 9 inches above the finish floor or ground shall be considered toe clearance. Toe clearance shall extend 25 inches maximum and 17 inches minimum under an element. Space extending greater than 6 inches beyond the available knee clearance at 9 inches above the finish floor or ground shall not be considered toe clearance. Toe clearance shall be 30 inches wide minimum.

Space under an element between 9 inches and 27 inches above the finish floor or ground shall be considered knee clearance. Knee clearance shall extend 25 inches maximum under an element at 9 inches above the finish floor or ground. Knee clearance shall be 11 inches deep minimum at 9 inches above the finish floor or ground, and 8 inches deep minimum at 27 inches above the finish floor or ground. Knee clearance shall be 30 inches wide minimum.

Citation: 2010 ADAS Section 306.1

Where space beneath an element is included as part of clear floor or ground space or turning space, the space shall comply with 306. Additional space shall not be prohibited beneath an element but shall not be considered as part of the clear floor or ground space or turning space.

Corridor

Finding: 13

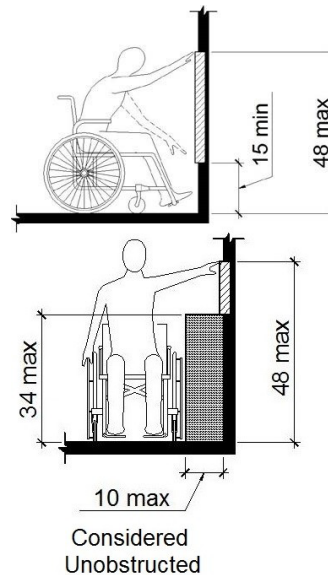
Budget Estimate: \$1,950.00

Recommendation:

Lower thermostat for all operable components to be 48" max AFF.

Barrier Priority:

3 (Moderate): Should be completed as soon as possible, but there may be other items that will provide greater access to persons with disabilities. (Includes findings that have a high financial impact on the entity in relationship to the degree of access provided).



As Built: The thermostat is not positioned correctly for either a side or front approach.

Where a clear floor or ground space allows a parallel or front approach and the side reach is unobstructed, the high side reach shall be 48 inches maximum above the finish floor or ground and the low side reach shall be 15 inches minimum above the finish floor or ground.

Citation: 2010 ADAS Section 308.2.1

Where a forward reach is unobstructed, the high forward reach shall be 48 inches (1220 mm) maximum and the low forward reach shall be 15 inches (380 mm) minimum above the finish floor or ground.

2010 ADAS Section 308.3.1

Where a clear floor or ground space allows a parallel approach to an element and the side reach is unobstructed, the high side reach shall be 48 inches (1220 mm) maximum and the low side reach shall be 15 inches (380 mm) minimum above the finish floor or ground.

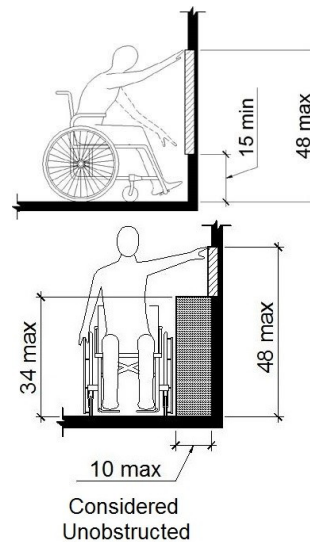
Corridor

Finding: 14

Budget Estimate: \$1,200.00

Recommendation: Lower fire extinguisher for handle to be 48" max AFF.

Barrier Priority: 3 (Moderate): Should be completed as soon as possible, but there may be other items that will provide greater access to persons with disabilities. (Includes findings that have a high financial impact on the entity in relationship to the degree of access provided).



As Built: The fire extinguisher is not positioned correctly for either a side or front approach.

Where a clear floor or ground space allows a parallel or front approach and the side reach is unobstructed, the high side reach shall be 48 inches maximum above the finish floor or ground and the low side reach shall be 15 inches minimum above the finish floor or ground.

Citation: 2010 ADAS Section 308.2.1

Where a forward reach is unobstructed, the high forward reach shall be 48 inches (1220 mm) maximum and the low forward reach shall be 15 inches (380 mm) minimum above the finish floor or ground.

2010 ADAS Section 308.3.1

Where a clear floor or ground space allows a parallel approach to an element and the side reach is unobstructed, the high side reach shall be 48 inches (1220 mm) maximum and the low side reach shall be 15 inches (380 mm) minimum above the finish floor or ground.

Corridor

Finding: 15

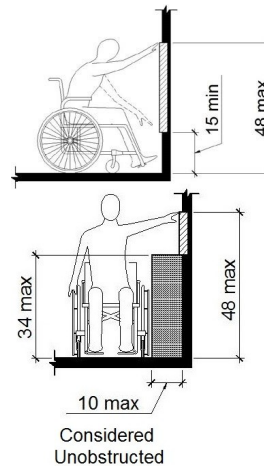
Budget Estimate: \$1,200.00

Recommendation:

Lower defibrillator cabinet for handle to be 48" max AFF.

Barrier Priority:

3 (Moderate): Should be completed as soon as possible, but there may be other items that will provide greater access to persons with disabilities. (Includes findings that have a high financial impact on the entity in relationship to the degree of access provided).



As Built: The defibrillator is not positioned correctly for either a side or front approach.

Where a clear floor or ground space allows a parallel or front approach and the side reach is unobstructed, the high side reach shall be 48 inches maximum above the finish floor or ground and the low side reach shall be 15 inches minimum above the finish floor or ground.

Citation: 2010 ADAS Section 308.2.1

Where a forward reach is unobstructed, the high forward reach shall be 48 inches (1220 mm) maximum and the low forward reach shall be 15 inches (380 mm) minimum above the finish floor or ground.

2010 ADAS Section 308.3.1

Where a clear floor or ground space allows a parallel approach to an element and the side reach is unobstructed, the high side reach shall be 48 inches (1220 mm) maximum and the low side reach shall be 15 inches (380 mm) minimum above the finish floor or ground.

Corridor

Finding: 16

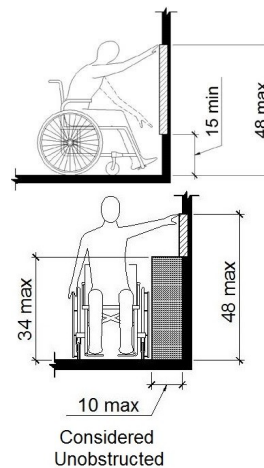
Budget Estimate: \$1,950.00

Recommendation:

Lower Fire for pull to be 48" max AFF.

Barrier Priority:

3 (Moderate): Should be completed as soon as possible, but there may be other items that will provide greater access to persons with disabilities. (Includes findings that have a high financial impact on the entity in relationship to the degree of access provided).



As Built: The fire pull is not positioned correctly for either a side or front approach.

Where a clear floor or ground space allows a parallel or front approach and the side reach is unobstructed, the high side reach shall be 48 inches maximum above the finish floor or ground and the low side reach shall be 15 inches minimum above the finish floor or ground.

Citation: 2010 ADAS Section 308.2.1

Where a forward reach is unobstructed, the high forward reach shall be 48 inches (1220 mm) maximum and the low forward reach shall be 15 inches (380 mm) minimum above the finish floor or ground.

2010 ADAS Section 308.3.1

Where a clear floor or ground space allows a parallel approach to an element and the side reach is unobstructed, the high side reach shall be 48 inches (1220 mm) maximum and the low side reach shall be 15 inches (380 mm) minimum above the finish floor or ground.

Corridor

Finding: 17

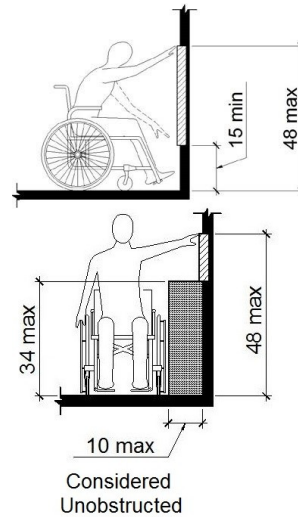
Budget Estimate: \$1,200.00

Recommendation:

Lower Extinguisher for pull to be 48" max AFF.

Barrier Priority:

3 (Moderate): Should be completed as soon as possible, but there may be other items that will provide greater access to persons with disabilities. (Includes findings that have a high financial impact on the entity in relationship to the degree of access provided).



As Built: The fire extinguisher is not positioned correctly for either a side or front approach.

Where a clear floor or ground space allows a parallel or front approach and the side reach is unobstructed, the high side reach shall be 48 inches maximum above the finish floor or ground and the low side reach shall be 15 inches minimum above the finish floor or ground.

Citation: 2010 ADAS Section 308.2.1

Where a forward reach is unobstructed, the high forward reach shall be 48 inches (1220 mm) maximum and the low forward reach shall be 15 inches (380 mm) minimum above the finish floor or ground.

2010 ADAS Section 308.3.1

Where a clear floor or ground space allows a parallel approach to an element and the side reach is unobstructed, the high side reach shall be 48 inches (1220 mm) maximum and the low side reach shall be 15 inches (380 mm) minimum above the finish floor or ground.

Corridor

Finding: 18

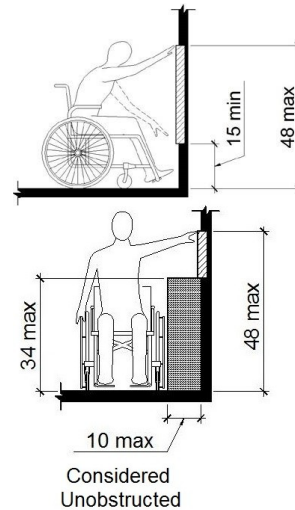
Budget Estimate: \$1,950.00

Recommendation:

Lower thermostat for all operable components to be 48" max AFF.

Barrier Priority:

3 (Moderate): Should be completed as soon as possible, but there may be other items that will provide greater access to persons with disabilities. (Includes findings that have a high financial impact on the entity in relationship to the degree of access provided).



As Built: The thermostat is not positioned correctly for either a side or front approach.

Where a clear floor or ground space allows a parallel or front approach and the side reach is unobstructed, the high side reach shall be 48 inches maximum above the finish floor or ground and the low side reach shall be 15 inches minimum above the finish floor or ground.

Citation: 2010 ADAS Section 308.2.1

Where a forward reach is unobstructed, the high forward reach shall be 48 inches (1220 mm) maximum and the low forward reach shall be 15 inches (380 mm) minimum above the finish floor or ground.

2010 ADAS Section 308.3.1

Where a clear floor or ground space allows a parallel approach to an element and the side reach is unobstructed, the high side reach shall be 48 inches (1220 mm) maximum and the low side reach shall be 15 inches (380 mm) minimum above the finish floor or ground.

Corridor

Finding: 19

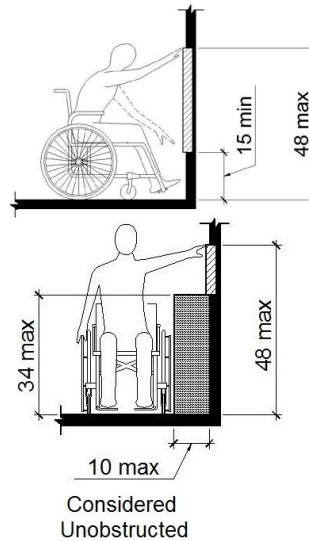
Budget Estimate: \$1,950.00

Recommendation:

Lower fire alarm pull for top to be 48" max AFF.

Barrier Priority:

3 (Moderate): Should be completed as soon as possible, but there may be other items that will provide greater access to persons with disabilities. (Includes findings that have a high financial impact on the entity in relationship to the degree of access provided).



As Built: The fire alarm pull is not positioned correctly for either a side or front approach.

Where a clear floor or ground space allows a parallel or front approach and the side reach is unobstructed, the high side reach shall be 48 inches maximum above the finish floor or ground and the low side reach shall be 15 inches minimum above the finish floor or ground.

Citation: 2010 ADAS Section 308.2.1

Where a forward reach is unobstructed, the high forward reach shall be 48 inches (1220 mm) maximum and the low forward reach shall be 15 inches (380 mm) minimum above the finish floor or ground.

2010 ADAS Section 308.3.1

Where a clear floor or ground space allows a parallel approach to an element and the side reach is unobstructed, the high side reach shall be 48 inches (1220 mm) maximum and the low side reach shall be 15 inches (380 mm) minimum above the finish floor or ground.

Corridor

Finding: 20

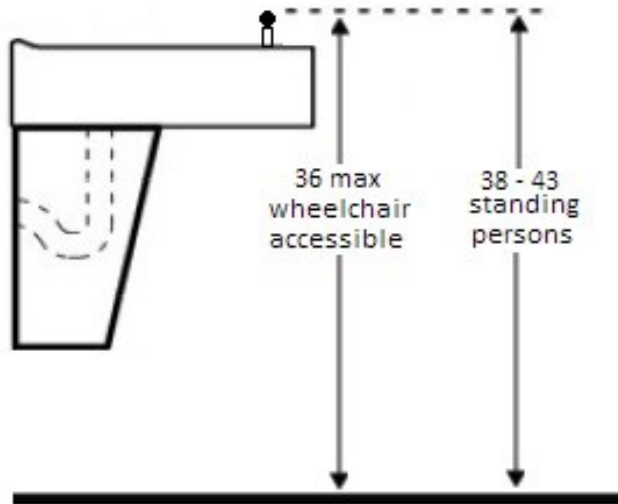
Budget Estimate: \$20,725.00

Recommendation:

Install new drinking fountain at wheelchair accessible height.

Barrier Priority:

3 (Moderate): Should be completed as soon as possible, but there may be other items that will provide greater access to persons with disabilities. (Includes findings that have a high financial impact on the entity in relationship to the degree of access provided).



As Built: The total number of drinking fountains are not equally divided between those that are accessible to wheelchair users and those that are available to standing persons.

Where more than two are provided, 50 percent of the total number of drinking fountains provided shall be accessible to wheelchair users and 50 percent available to standing persons.

Citation: 2010 ADAS Section 211.3

Where more than the minimum number of drinking fountains specified in 211.2 are provided, 50 percent of the total number of drinking fountains provided shall comply with 602.1 through 602.6, and 50 percent of the total number of drinking fountains provided shall comply with 602.7.

Corridor

Finding: 21

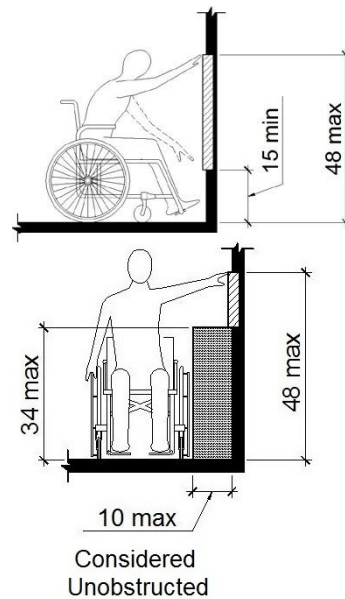
Budget Estimate: \$1,200.00

Recommendation:

Lower fire extinguisher cabinet for handle to be 48" max AFF.

Barrier Priority:

3 (Moderate): Should be completed as soon as possible, but there may be other items that will provide greater access to persons with disabilities. (Includes findings that have a high financial impact on the entity in relationship to the degree of access provided).



As Built: The fire extinguisher cabinet is not positioned correctly for either a side or front approach.

Where a clear floor or ground space allows a parallel or front approach and the side reach is unobstructed, the high side reach shall be 48 inches maximum above the finish floor or ground and the low side reach shall be 15 inches minimum above the finish floor or ground.

Citation: 2010 ADAS Section 308.2.1

Where a forward reach is unobstructed, the high forward reach shall be 48 inches (1220 mm) maximum and the low forward reach shall be 15 inches (380 mm) minimum above the finish floor or ground.

2010 ADAS Section 308.3.1

Where a clear floor or ground space allows a parallel approach to an element and the side reach is unobstructed, the high side reach shall be 48 inches (1220 mm) maximum and the low side reach shall be 15 inches (380 mm) minimum above the finish floor or ground.

Corridor

Finding: 22

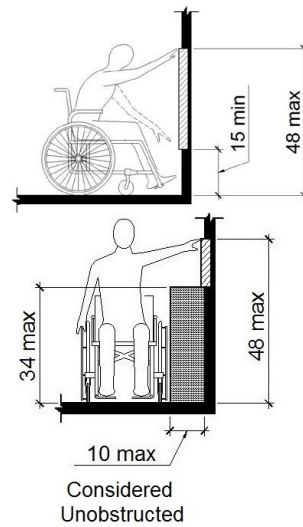

Budget Estimate: \$1,950.00

Recommendation:

Lower thermostat for all operable components to be 48" AFF.

Barrier Priority:

3 (Moderate): Should be completed as soon as possible, but there may be other items that will provide greater access to persons with disabilities. (Includes findings that have a high financial impact on the entity in relationship to the degree of access provided).



As Built: The thermostat is not positioned correctly for either a side or front approach.

Where a clear floor or ground space allows a parallel or front approach and the side reach is unobstructed, the high side reach shall be 48 inches maximum above the finish floor or ground and the low side reach shall be 15 inches minimum above the finish floor or ground.

Citation: 2010 ADAS Section 308.2.1

Where a forward reach is unobstructed, the high forward reach shall be 48 inches (1220 mm) maximum and the low forward reach shall be 15 inches (380 mm) minimum above the finish floor or ground.

2010 ADAS Section 308.3.1

Where a clear floor or ground space allows a parallel approach to an element and the side reach is unobstructed, the high side reach shall be 48 inches (1220 mm) maximum and the low side reach shall be 15 inches (380 mm) minimum above the finish floor or ground.

Corridor

Finding: 23

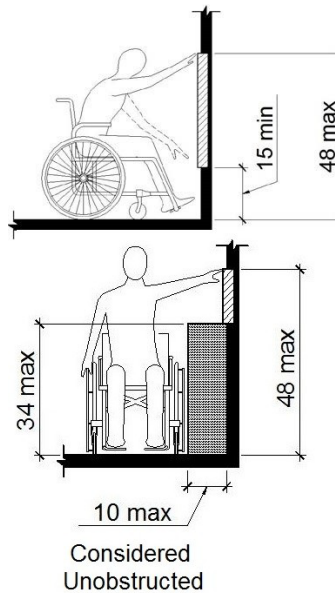
Budget Estimate: \$1,950.00

Recommendation:

Lower fire extinguisher cabinet for handle to be 48" max AFF.

Barrier Priority:

3 (Moderate): Should be completed as soon as possible, but there may be other items that will provide greater access to persons with disabilities. (Includes findings that have a high financial impact on the entity in relationship to the degree of access provided).



As Built: The receptacle/switch is not positioned correctly for either a side or front approach.

Where a clear floor or ground space allows a parallel or front approach to a switch or receptacle and the side reach is unobstructed, the high side reach shall be 48 inches maximum above the finish floor or ground and the low side reach shall be 15 inches minimum above the finish floor or ground.

Citation: 2010 ADAS Section 308.2.1

Where a forward reach is unobstructed, the high forward reach shall be 48 inches (1220 mm) maximum and the low forward reach shall be 15 inches (380 mm) minimum above the finish floor or ground.

Corridor

Finding: 24

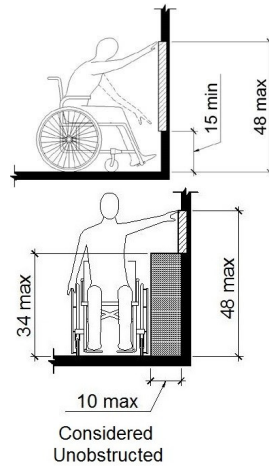
Budget Estimate: \$1,950.00

Recommendation:

Lower thermostat for all operable components to be max 48" AFF.

Barrier Priority:

3 (Moderate): Should be completed as soon as possible, but there may be other items that will provide greater access to persons with disabilities. (Includes findings that have a high financial impact on the entity in relationship to the degree of access provided).



As Built: The thermostat is not positioned correctly for either a side or front approach.

Where a clear floor or ground space allows a parallel or front approach and the side reach is unobstructed, the high side reach shall be 48 inches maximum above the finish floor or ground and the low side reach shall be 15 inches minimum above the finish floor or ground.

Citation: 2010 ADAS Section 308.2.1

Where a forward reach is unobstructed, the high forward reach shall be 48 inches (1220 mm) maximum and the low forward reach shall be 15 inches (380 mm) minimum above the finish floor or ground.

2010 ADAS Section 308.3.1

Where a clear floor or ground space allows a parallel approach to an element and the side reach is unobstructed, the high side reach shall be 48 inches (1220 mm) maximum and the low side reach shall be 15 inches (380 mm) minimum above the finish floor or ground.

Corridor

Finding: 25

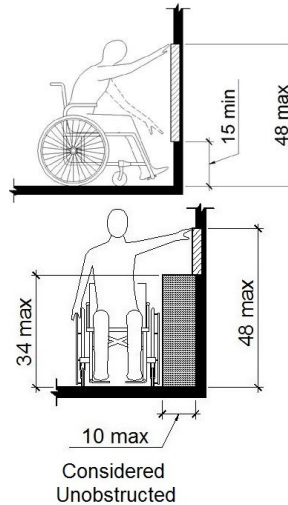
Budget Estimate: \$1,200.00

Recommendation:

Lower fire extinguisher cabinet for handle to be 48" max AFF.

Barrier Priority:

3 (Moderate): Should be completed as soon as possible, but there may be other items that will provide greater access to persons with disabilities. (Includes findings that have a high financial impact on the entity in relationship to the degree of access provided).



As Built: The fire extinguisher cabinet is not positioned correctly for either a side or front approach.

Where a clear floor or ground space allows a parallel or front approach and the side reach is unobstructed, the high side reach shall be 48 inches maximum above the finish floor or ground and the low side reach shall be 15 inches minimum above the finish floor or ground.

Citation: 2010 ADAS Section 308.2.1

Where a forward reach is unobstructed, the high forward reach shall be 48 inches (1220 mm) maximum and the low forward reach shall be 15 inches (380 mm) minimum above the finish floor or ground.

2010 ADAS Section 308.3.1

Where a clear floor or ground space allows a parallel approach to an element and the side reach is unobstructed, the high side reach shall be 48 inches (1220 mm) maximum and the low side reach shall be 15 inches (380 mm) minimum above the finish floor or ground.

Corridor

Finding: 26

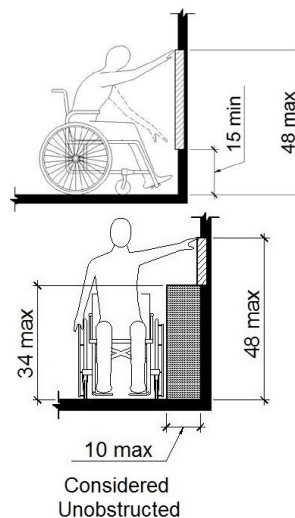
Budget Estimate: \$1,950.00

Recommendation:

Lower fire alarm pull for top of device to be 48" max AFF.

Barrier Priority:

3 (Moderate): Should be completed as soon as possible, but there may be other items that will provide greater access to persons with disabilities. (Includes findings that have a high financial impact on the entity in relationship to the degree of access provided).



As Built: The fire alarm pull is not positioned correctly for either a side or front approach.

Where a clear floor or ground space allows a parallel or front approach and the side reach is unobstructed, the high side reach shall be 48 inches maximum above the finish floor or ground and the low side reach shall be 15 inches minimum above the finish floor or ground.

Citation: 2010 ADAS Section 308.2.1

Where a forward reach is unobstructed, the high forward reach shall be 48 inches (1220 mm) maximum and the low forward reach shall be 15 inches (380 mm) minimum above the finish floor or ground.

2010 ADAS Section 308.3.1

Where a clear floor or ground space allows a parallel approach to an element and the side reach is unobstructed, the high side reach shall be 48 inches (1220 mm) maximum and the low side reach shall be 15 inches (380 mm) minimum above the finish floor or ground.

Corridor

Finding: 27

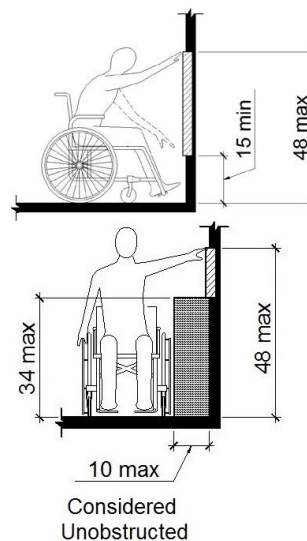

Budget Estimate: \$1,950.00

Recommendation:

Lower thermostat for all operable components to be 48" max AFF.

Barrier Priority:

3 (Moderate): Should be completed as soon as possible, but there may be other items that will provide greater access to persons with disabilities. (Includes findings that have a high financial impact on the entity in relationship to the degree of access provided).



As Built: The thermostat is not positioned correctly for either a side or front approach.

Where a clear floor or ground space allows a parallel or front approach and the side reach is unobstructed, the high side reach shall be 48 inches maximum above the finish floor or ground and the low side reach shall be 15 inches minimum above the finish floor or ground.

Citation: 2010 ADAS Section 308.2.1

Where a forward reach is unobstructed, the high forward reach shall be 48 inches (1220 mm) maximum and the low forward reach shall be 15 inches (380 mm) minimum above the finish floor or ground.

2010 ADAS Section 308.3.1

Where a clear floor or ground space allows a parallel approach to an element and the side reach is unobstructed, the high side reach shall be 48 inches (1220 mm) maximum and the low side reach shall be 15 inches (380 mm) minimum above the finish floor or ground.

Corridor

Finding: 28

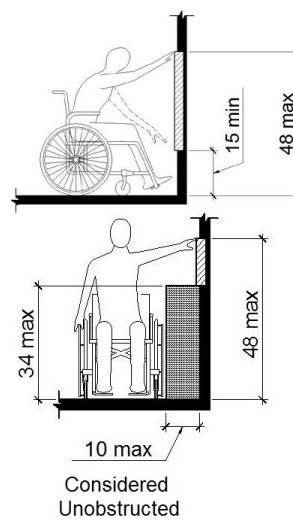
Budget Estimate: \$1,950.00

Recommendation:

Lower thermostat for all operable components to be 48" max AFF.

Barrier Priority:

33 (Moderate): Should be completed as soon as possible, but there may be other items that will provide greater access to persons with disabilities. (Includes findings that have a high financial impact on the entity in relationship to the degree of access provided).



As Built: The thermostat is not positioned correctly for either a side or front approach.

Where a clear floor or ground space allows a parallel or front approach and the side reach is unobstructed, the high side reach shall be 48 inches maximum above the finish floor or ground and the low side reach shall be 15 inches minimum above the finish floor or ground.

Citation: 2010 ADAS Section 308.2.1

Where a forward reach is unobstructed, the high forward reach shall be 48 inches (1220 mm) maximum and the low forward reach shall be 15 inches (380 mm) minimum above the finish floor or ground.

2010 ADAS Section 308.3.1

Where a clear floor or ground space allows a parallel approach to an element and the side reach is unobstructed, the high side reach shall be 48 inches (1220 mm) maximum and the low side reach shall be 15 inches (380 mm) minimum above the finish floor or ground.

Gymnasium

Finding: 29

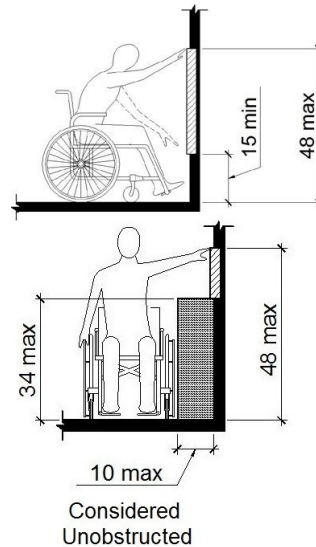
Budget Estimate: \$1,950.00

Recommendation:

Lower thermostat for all operable components to be 48" max AFF.

Barrier Priority:

3 (Moderate): Should be completed as soon as possible, but there may be other items that will provide greater access to persons with disabilities. (Includes findings that have a high financial impact on the entity in relationship to the degree of access provided).



As Built: The thermostats (Qty - 4) in gym are positioned too high for either a side or front approach.

Where a clear floor or ground space allows a parallel approach to an element and the side reach is unobstructed, the high side reach shall be 48 inches maximum and the low side reach shall be 15 inches minimum above the finish floor or ground.

Where a forward reach is unobstructed, the high forward reach shall be 48 inches maximum and the low forward reach shall be 15 inches minimum above the finish floor or ground.

Citation: 2010 ADAS Section 308.1
Reach ranges shall comply with 308.

Gymnasium

Finding: 30

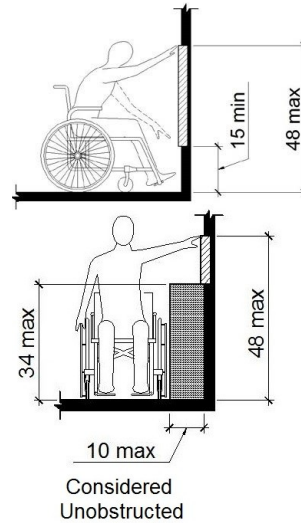

Budget Estimate: \$1,200.00

Recommendation:

Lower fire extinguisher for cabinet handle to be 48" max AFF.

Barrier Priority:

3 (Moderate): Should be completed as soon as possible, but there may be other items that will provide greater access to persons with disabilities. (Includes findings that have a high financial impact on the entity in relationship to the degree of access provided).



As Built: The fire extinguisher is not positioned correctly for either a side or front approach.

Where a clear floor or ground space allows a parallel or front approach and the side reach is unobstructed, the high side reach shall be 48 inches maximum above the finish floor or ground and the low side reach shall be 15 inches minimum above the finish floor or ground.

Citation: 2010 ADAS Section 308.2.1

Where a forward reach is unobstructed, the high forward reach shall be 48 inches (1220 mm) maximum and the low forward reach shall be 15 inches (380 mm) minimum above the finish floor or ground.

2010 ADAS Section 308.3.1

Where a clear floor or ground space allows a parallel approach to an element and the side reach is unobstructed, the high side reach shall be 48 inches (1220 mm) maximum and the low side reach shall be 15 inches (380 mm) minimum above the finish floor or ground.

Gymnasium

Finding: 31

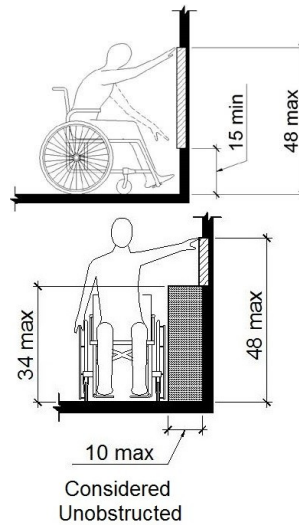
Budget Estimate: \$1,950.00

Recommendation:

Lower switch for top to be 48" max AFF.

Barrier Priority:

3 (Moderate): Should be completed as soon as possible, but there may be other items that will provide greater access to persons with disabilities. (Includes findings that have a high financial impact on the entity in relationship to the degree of access provided).



As Built: The receptacle/switch is not positioned correctly for either a side or front approach.

Where a clear floor or ground space allows a parallel or front approach to a switch or receptacle and the side reach is unobstructed, the high side reach shall be 48 inches maximum above the finish floor or ground and the low side reach shall be 15 inches minimum above the finish floor or ground.

Citation: 2010 ADAS Section 308.2.1

Where a forward reach is unobstructed, the high forward reach shall be 48 inches (1220 mm) maximum and the low forward reach shall be 15 inches (380 mm) minimum above the finish floor or ground.

Gymnasium

Finding: 32

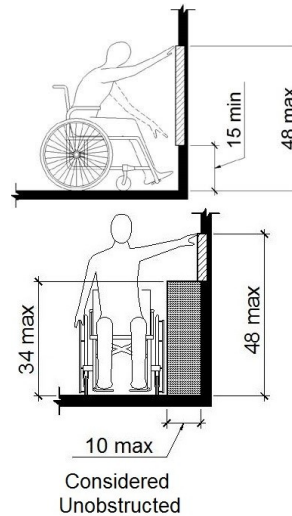
Budget Estimate: \$1,950.00

Recommendation:

Lower fire pull for pull component to be 48" max AFF.

Barrier Priority:

3 (Moderate): Should be completed as soon as possible, but there may be other items that will provide greater access to persons with disabilities. (Includes findings that have a high financial impact on the entity in relationship to the degree of access provided).



As Built: The fire pull is not positioned correctly for either a side or front approach.

Where a clear floor or ground space allows a parallel or front approach and the side reach is unobstructed, the high side reach shall be 48 inches maximum above the finish floor or ground and the low side reach shall be 15 inches minimum above the finish floor or ground.

Citation: 2010 ADAS Section 308.2.1

Where a forward reach is unobstructed, the high forward reach shall be 48 inches (1220 mm) maximum and the low forward reach shall be 15 inches (380 mm) minimum above the finish floor or ground.

2010 ADAS Section 308.3.1

Where a clear floor or ground space allows a parallel approach to an element and the side reach is unobstructed, the high side reach shall be 48 inches (1220 mm) maximum and the low side reach shall be 15 inches (380 mm) minimum above the finish floor or ground.

Stage Loading

Finding: 33

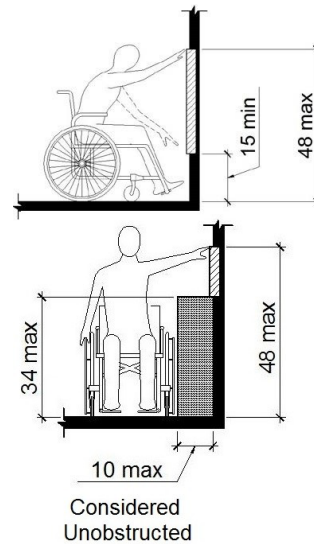
Budget Estimate: \$1,200.00

Recommendation:

Lower fire extinguisher for handle to be 48" max AFF.

Barrier Priority:

3 (Moderate): Should be completed as soon as possible, but there may be other items that will provide greater access to persons with disabilities. (Includes findings that have a high financial impact on the entity in relationship to the degree of access provided).



As Built: The fire extinguisher is not positioned correctly for either a side or front approach.

Where a clear floor or ground space allows a parallel or front approach and the side reach is unobstructed, the high side reach shall be 48 inches maximum above the finish floor or ground and the low side reach shall be 15 inches minimum above the finish floor or ground.

Citation: 2010 ADAS Section 308.2.1

Where a forward reach is unobstructed, the high forward reach shall be 48 inches (1220 mm) maximum and the low forward reach shall be 15 inches (380 mm) minimum above the finish floor or ground.

2010 ADAS Section 308.3.1

Where a clear floor or ground space allows a parallel approach to an element and the side reach is unobstructed, the high side reach shall be 48 inches (1220 mm) maximum and the low side reach shall be 15 inches (380 mm) minimum above the finish floor or ground.

Stage Loading

Finding: 34

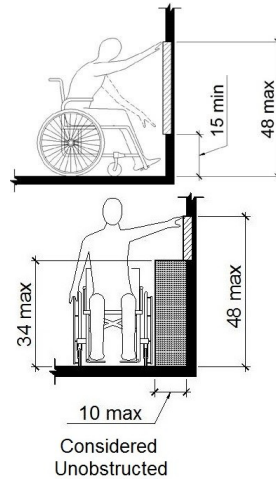
Budget Estimate: \$1,950.00

Recommendation:

Lower thermostat for all operable components to be 48" max AFF.

Barrier Priority:

3 (Moderate): Should be completed as soon as possible, but there may be other items that will provide greater access to persons with disabilities. (Includes findings that have a high financial impact on the entity in relationship to the degree of access provided).



As Built: The thermostat is not positioned correctly for either a side or front approach.

Where a clear floor or ground space allows a parallel or front approach and the side reach is unobstructed, the high side reach shall be 48 inches maximum above the finish floor or ground and the low side reach shall be 15 inches minimum above the finish floor or ground.

Citation: 2010 ADAS Section 308.2.1

Where a forward reach is unobstructed, the high forward reach shall be 48 inches (1220 mm) maximum and the low forward reach shall be 15 inches (380 mm) minimum above the finish floor or ground.

2010 ADAS Section 308.3.1

Where a clear floor or ground space allows a parallel approach to an element and the side reach is unobstructed, the high side reach shall be 48 inches (1220 mm) maximum and the low side reach shall be 15 inches (380 mm) minimum above the finish floor or ground.

Stage Loading

Finding: 35

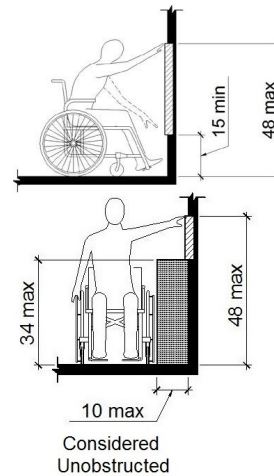
Budget Estimate: \$1,950.00

Recommendation:

Lower dimmer switches for all operable components to be 48" max AFF.

Barrier Priority:

3 (Moderate): Should be completed as soon as possible, but there may be other items that will provide greater access to persons with disabilities. (Includes findings that have a high financial impact on the entity in relationship to the degree of access provided).



As Built: The stage dimmer switches is not positioned correctly for either a side or front approach.

Where a clear floor or ground space allows a parallel or front approach and the side reach is unobstructed, the high side reach shall be 48 inches maximum above the finish floor or ground and the low side reach shall be 15 inches minimum above the finish floor or ground.

Citation: 2010 ADAS Section 308.2.1

Where a forward reach is unobstructed, the high forward reach shall be 48 inches (1220 mm) maximum and the low forward reach shall be 15 inches (380 mm) minimum above the finish floor or ground.

2010 ADAS Section 308.3.1

Where a clear floor or ground space allows a parallel approach to an element and the side reach is unobstructed, the high side reach shall be 48 inches (1220 mm) maximum and the low side reach shall be 15 inches (380 mm) minimum above the finish floor or ground.

Boy's Locker Room

Finding: 36

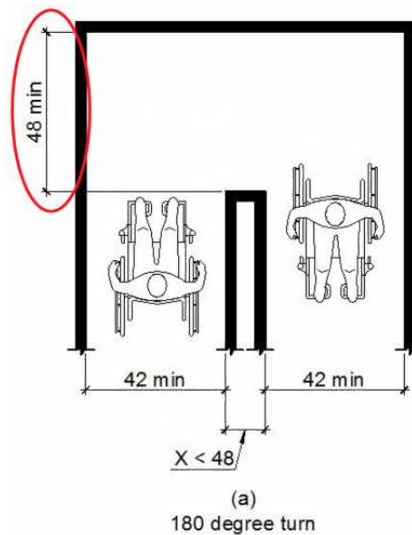
Budget Estimate: \$22,500.00

Recommendation:

Further design required to accommodate turning space.

Barrier Priority:

3 (Moderate): Should be completed as soon as possible, but there may be other items that will provide greater access to persons with disabilities. (Includes findings that have a high financial impact on the entity in relationship to the degree of access provided).



As Built: The queuing line is not a minimum 48 inches at the head of each turn with entry widths of 42 inches minimum.

Where the accessible route makes a 180 degree turn around an element which is less than 48 inches wide, clear width shall be 42 inches minimum approaching the turn, 48 inches minimum at the turn and 42 inches minimum leaving the turn. Where the clear width at the turn is 60 inches minimum a clear width 36 inches minimum approaching the turn and 36 inches minimum at the turn is acceptable.

Citation: 2010 ADAS Section 403.5.2

Where the accessible route makes a 180 degree turn around an element which is less than 48 inches (1220 mm) wide, clear width shall be 42 inches (1065 mm) minimum approaching the turn, 48 inches (1220 mm) minimum at the turn and 42 inches (1065 mm) minimum leaving the turn.

Boy's Locker Room

Finding: 37

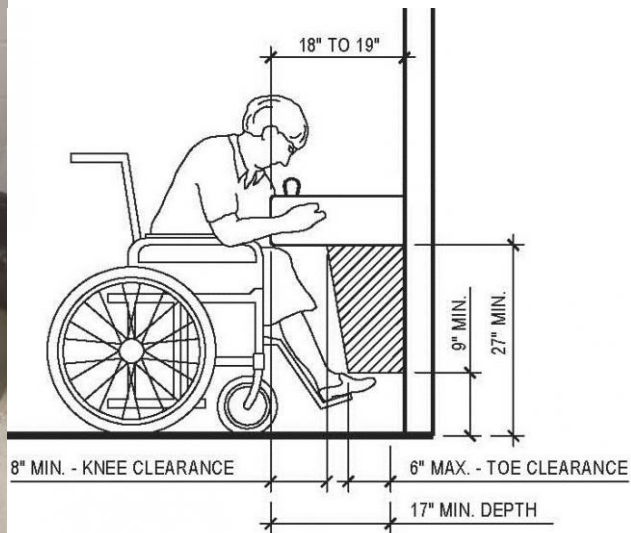
Budget Estimate: \$20,725.00

Recommendation:

Install new drinking fountain to have required knee space.

Barrier Priority:

3 (Moderate): Should be completed as soon as possible, but there may be other items that will provide greater access to persons with disabilities. (Includes findings that have a high financial impact on the entity in relationship to the degree of access provided).



As Built: There is not enough knee clearance under the drinking fountain.

The drinking fountain must have a clear knee space between the bottom of the drinking fountain and the floor not less than 27 inches in height, 30 inches in width, and 8 inches in depth.

Citation: 2010 ADAS Section 602.2

Units shall have a clear floor or ground space complying with 305 positioned for a forward approach and centered on the unit. Knee and toe clearance complying with 306 shall be provided.

Boy's Locker Room

Finding: 38

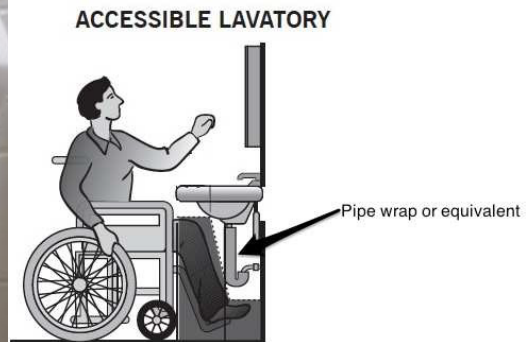
Budget Estimate: \$1,200.00

Recommendation:

Install new drainpipe insulation.

Barrier Priority:

3 (Moderate): Should be completed as soon as possible, but there may be other items that will provide greater access to persons with disabilities. (Includes findings that have a high financial impact on the entity in relationship to the degree of access provided).



As Built: The water and drainpipes under the lavatory are not adequately insulated.

The water supply and drainpipes under lavatories and sinks shall be insulated or otherwise configured to protect against contact. There shall be no sharp or abrasive surfaces under lavatories and sinks.

Citation: 2010 ADAS Section 606.5

Water supply and drainpipes under lavatories and sinks shall be insulated or otherwise configured to protect against contact. There shall be no sharp or abrasive surfaces under lavatories and sinks.

Boy's Locker Room

Finding: 39

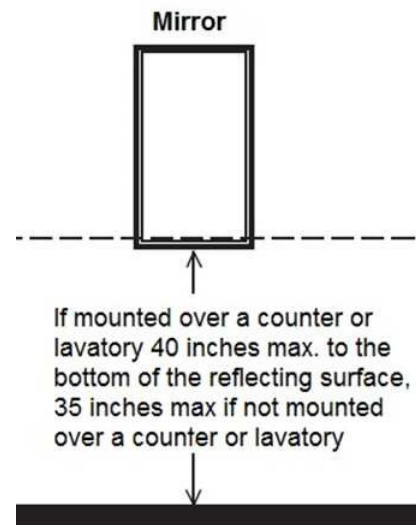
Budget Estimate: \$1,275.00

Recommendation:

Lower mirror for reflecting surface to be 40".

Barrier Priority:

3 (Moderate): Should be completed as soon as possible, but there may be other items that will provide greater access to persons with disabilities. (Includes findings that have a high financial impact on the entity in relationship to the degree of access provided).



As Built: The mirror is mounted too high.

Mirrors must have the bottom edge of the reflecting surface a maximum of 40 inches above the floor if above a sink or counter. Mirrors not located above lavatories or countertops shall be installed with the bottom edge of the reflecting surface 35 inches maximum above the finish floor or ground.

Citation: 2010 ADAS Section 603.3

Mirrors located above lavatories or countertops shall be installed with the bottom edge of the reflecting surface 40 inches (1015 mm) maximum above the finish floor or ground. Mirrors not located above lavatories or countertops shall be installed with the bottom edge of the reflecting surface 35 inches (890 mm) maximum above the finish floor or ground.

Boy's Locker Room

Finding: 40

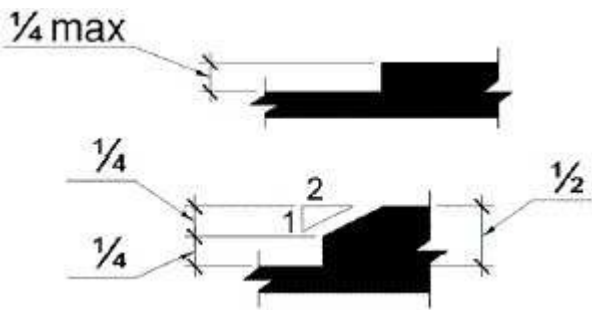
Budget Estimate: \$2,400.00

Recommendation:

Provide smooth transition into shower area.

Barrier Priority:

3 (Moderate): Should be completed as soon as possible, but there may be other items that will provide greater access to persons with disabilities. (Includes findings that have a high financial impact on the entity in relationship to the degree of access provided).



As Built: There is a change in level greater than 1/4 inch.

1/4 inch is the maximum vertical rise. Changes in level between 1/4 inch and 1/2 inch must be beveled at 1:2 or less. Changes in level greater than 1/2 inch must be by way of a ramp.

Citation: 2010 ADAS Section 303.3

Changes in level between 1/4 inch (6.4 mm) high minimum and 1/2 inch (13 mm) high maximum shall be beveled with a slope not steeper than 1:2.

Boy's Locker Room

Finding: 41

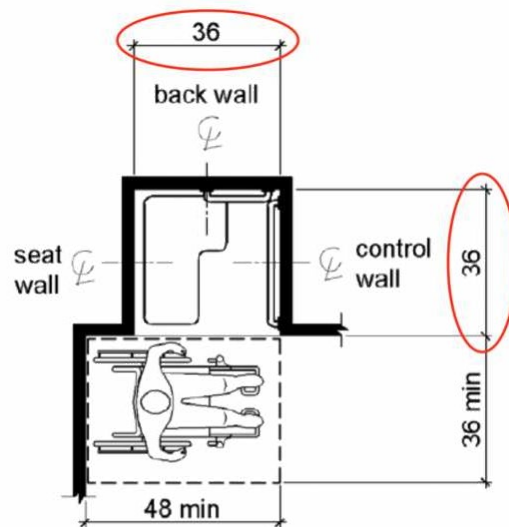
Budget Estimate: \$27,393.00

Recommendation:

Further design required to accommodate shower.

Barrier Priority:

3 (Moderate): Should be completed as soon as possible, but there may be other items that will provide greater access to persons with disabilities. (Includes findings that have a high financial impact on the entity in relationship to the degree of access provided).



Note: Inside finished dimensions measured at the center points of opposing sides.

As Built: The transfer shower compartment is not the minimum required size.

Transfer type shower compartments shall be 36 inches by 36 inches clear inside dimensions measured at the center points of opposing sides and shall have a 36 inch wide minimum entry on the face of the shower compartment.

Citation: 2010 ADAS Section 608.2.1

Transfer type shower compartments shall be 36 inches (915 mm) by 36 inches (915 mm) clear inside dimensions measured at the center points of opposing sides and shall have a 36 inch (915 mm) wide minimum entry on the face of the shower

Boy's Locker Room

Finding: 42

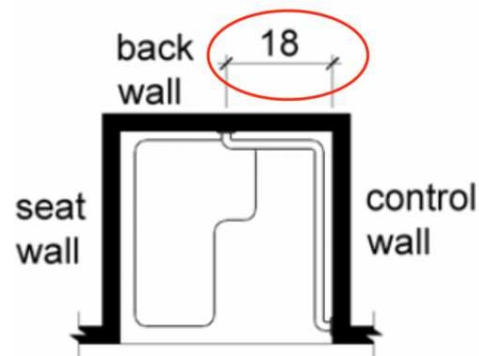
Budget Estimate: \$1,275.00

Recommendation:

See Finding #24 for recommendation.

Barrier Priority:

3 (Moderate): Should be completed as soon as possible, but there may be other items that will provide greater access to persons with disabilities. (Includes findings that have a high financial impact on the entity in relationship to the degree of access provided).



As Built: The grab bar on the back wall is not 18 inches from the control wall.

In transfer type compartments, grab bars shall be provided across the control wall and back wall to a point 18 inches from the control wall.

Citation: 2010 ADAS Section 608.3.1

In transfer type compartments, grab bars shall be provided across the control wall and back wall to a point 18 inches (455 mm) from the control wall.

Boy's Locker Room

Finding: 43

Budget Estimate: \$9,750.00

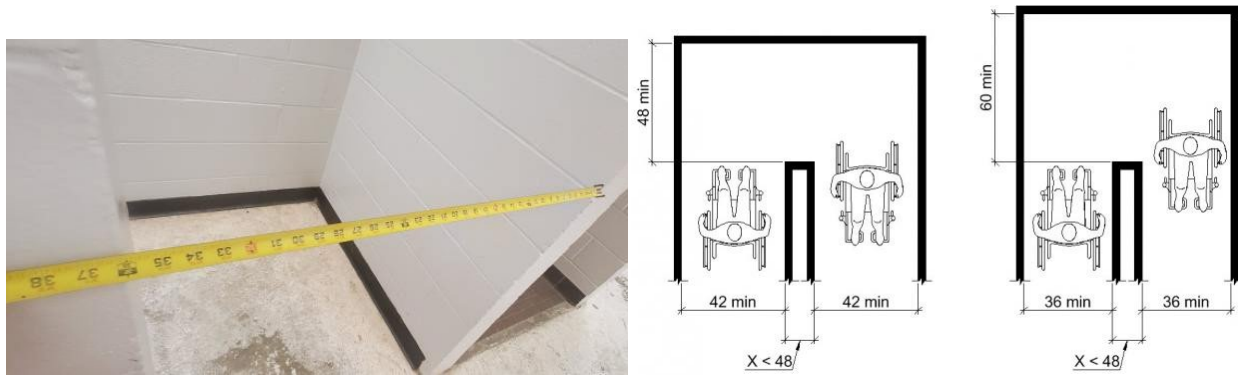
Recommendation:

Further design required to accommodate exit route.

Barrier Priority:

3 (Moderate): Should be completed as soon as possible, but there may be other items that will provide greater access to persons with disabilities. (Includes findings that have a high financial impact on the entity in relationship to the degree of access provided).

As Built: The route of travel does not meet minimum width requirements around the turn.



Where the accessible route makes a 180 degree turn around an element which is less than 48 inches wide, clear width shall be 42 inches minimum approaching the turn, 48 inches minimum at the turn and 42 inches minimum leaving the turn. Where the clear width at the turn is 60 inches minimum a clear width 36 inches minimum approaching the turn and 36 inches minimum at the turn is acceptable.

Citation: 2010 ADAS Section 403.5.2

Where the accessible route makes a 180 degree turn around an element which is less than 48 inches (1220 mm) wide, clear width shall be 42 inches (1065 mm) minimum approaching the turn, 48 inches (1220 mm) minimum at the turn and 42 inches (1065 mm) minimum leaving the turn.

Boy's Locker Room

Finding: 44

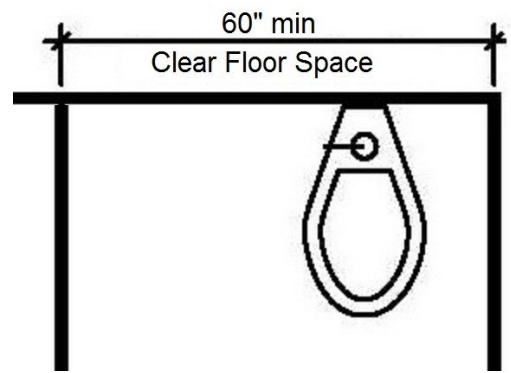
Budget Estimate: \$25,575.00

Recommendation:

Further design required to accommodate required dimensions.

Barrier Priority:

3 (Moderate): Should be completed as soon as possible, but there may be other items that will provide greater access to persons with disabilities. (Includes findings that have a high financial impact on the entity in relationship to the degree of access provided).



As Built: The toilet compartment is not wide enough.

Wheelchair accessible compartments shall be 60 inches wide minimum measured perpendicular to the side wall, and 56 inches deep minimum for wall hung water closets and 59 inches deep minimum for floor mounted water closets measured perpendicular to the rear wall.

Citation: 2010 ADAS Section 604.8.1.1

Wheelchair accessible compartments shall be 60 inches (1525 mm) wide minimum measured perpendicular to the side wall, and 56 inches (1420 mm) deep minimum for wall hung water closets and 59 inches (1500 mm) deep minimum for floor mounted water closets measured perpendicular to the rear wall. Wheelchair accessible compartments for children's use shall be 60 inches (1525 mm) wide minimum measured perpendicular to the side wall, and 59 inches (1500 mm) deep minimum for wall hung and floor mounted water closets measured perpendicular to the rear wall.

Boy's Locker Room

Finding: 45

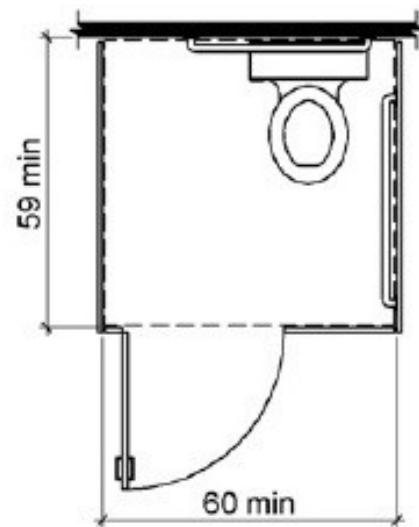
Budget Estimate: Included in finding 44.

Recommendation:

Further design required to accommodate required dimensions.

Barrier Priority:

3 (Moderate): Should be completed as soon as possible, but there may be other items that will provide greater access to persons with disabilities. (Includes findings that have a high financial impact on the entity in relationship to the degree of access provided).



As Built: The toilet stall is not deep enough.

Wheelchair accessible compartments shall be 59 inches deep minimum measured from the back wall for floor mount water closets.

Citation: 2010 ADAS Section 604.8.1.1

Wheelchair accessible compartments shall be 60 inches (1525 mm) wide minimum measured perpendicular to the side wall, and 56 inches (1420 mm) deep minimum for wall hung water closets and 59 inches (1500 mm) deep minimum for floor mounted water closets measured perpendicular to the rear wall. Wheelchair accessible compartments for children's use shall be 60 inches (1525 mm) wide minimum measured perpendicular to the side wall, and 59 inches (1500 mm) deep minimum for wall hung and floor mounted water closets measured perpendicular to the rear wall.

Girl's Locker Room

Finding: 46

Budget Estimate: \$22,500.00

Recommendation:

Further design is required to accommodate the locker room entrance.

Barrier Priority:

3 (Moderate): Should be completed as soon as possible, but there may be other items that will provide greater access to persons with disabilities. (Includes findings that have a high financial impact on the entity in relationship to the degree of access provided).



As Built: The route of travel does not meet minimum width requirements around the turn.

Where the accessible route makes a 180 degree turn around an element which is less than 48 inches wide, clear width shall be 42 inches minimum approaching the turn, 48 inches minimum at the turn and 42 inches minimum leaving the turn. Where the clear width at the turn is 60 inches minimum a clear width 36 inches minimum approaching the turn and 36 inches minimum at the turn is acceptable.

Citation: 2010 ADAS Section 403.5.2

Where the accessible route makes a 180 degree turn around an element which is less than 48 inches (1220 mm) wide, clear width shall be 42 inches (1065 mm) minimum approaching the turn, 48 inches (1220 mm) minimum at the turn and 42 inches (1065 mm) minimum leaving the turn.

Girl's Locker Room

Finding: 47

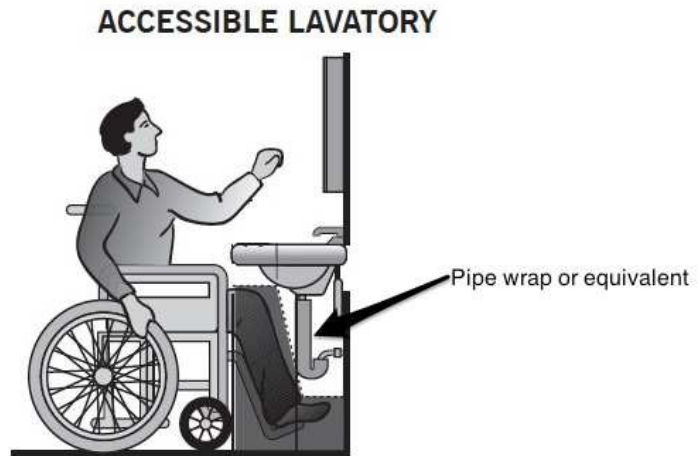
Budget Estimate: \$1,200.00

Recommendation:

Install new drain pipe insulation.

Barrier Priority:

3 (Moderate): Should be completed as soon as possible, but there may be other items that will provide greater access to persons with disabilities. (Includes findings that have a high financial impact on the entity in relationship to the degree of access provided).



As Built: The water and drain pipes under the lavatory are not adequately insulated.

Water supply and drain pipes under lavatories and sinks shall be insulated or otherwise configured to protect against contact. There shall be no sharp or abrasive surfaces under lavatories and sinks..

Citation: 2010 ADAS Section 606.5

Water supply and drain pipes under lavatories and sinks shall be insulated or otherwise configured to protect against contact. There shall be no sharp or abrasive surfaces under lavatories and sinks.

Girl's Locker Room

Finding: 48

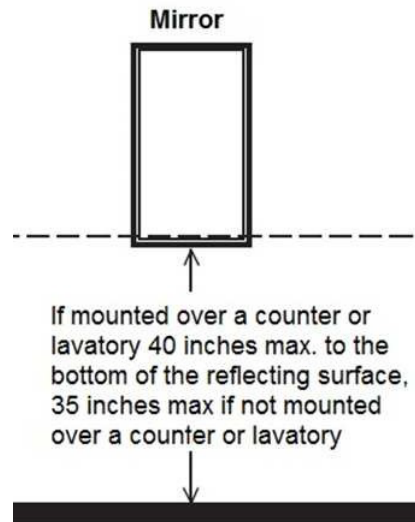
Budget Estimate: \$1,275.00

Recommendation:

Lower mirror for reflecting surface to be 40" max AFF.

Barrier Priority:

3 (Moderate): Should be completed as soon as possible, but there may be other items that will provide greater access to persons with disabilities. (Includes findings that have a high financial impact on the entity in relationship to the degree of access provided).



As Built: The mirror is mounted too high.

Mirrors must have the bottom edge of the reflecting surface a maximum of 40 inches above the floor if above a sink or counter. Mirrors not located above lavatories or countertops shall be installed with the bottom edge of the reflecting surface 35 inches maximum above the finish floor or ground.

Citation: 2010 ADAS Section 603.3

Mirrors located above lavatories or countertops shall be installed with the bottom edge of the reflecting surface 40 inches (1015 mm) maximum above the finish floor or ground. Mirrors not located above lavatories or countertops shall be installed with the bottom edge of the reflecting surface 35 inches (890 mm) maximum above the finish floor or ground.

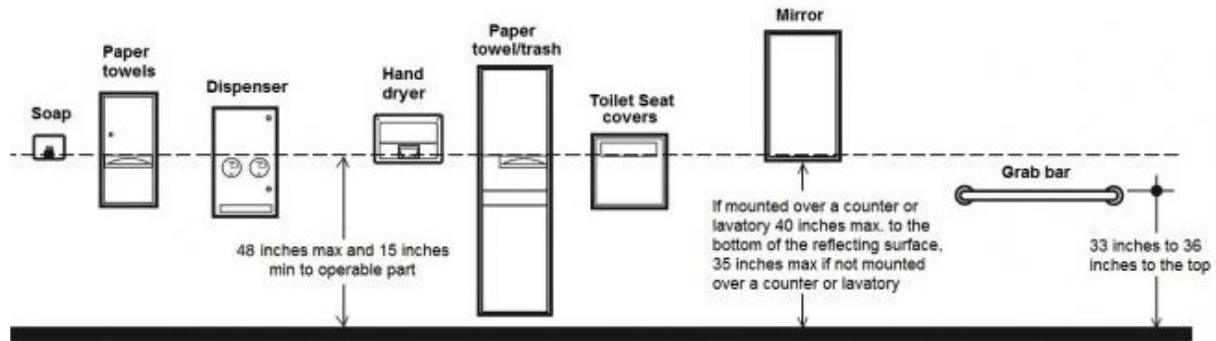
Girl's Locker Room

Finding: 49

Budget Estimate: \$1,200.00

Recommendation: Lower paper towel dispenser for all operable components to be 48" max AFF.

Barrier Priority: 3 (Moderate): Should be completed as soon as possible, but there may be other items that will provide greater access to persons with disabilities. (Includes findings that have a high financial impact on the entity in relationship to the degree of access provided).



As Built: The paper towel dispenser's operation mechanism is too high off the floor. Dispensers must have all operable parts a maximum of 48 inches above the floor.

Citation: 2010 ADAS Section 308.2.1

Where a forward reach is unobstructed, the high forward reach shall be 48 inches (1220 mm) maximum and the low forward reach shall be 15 inches (380 mm) minimum above the finish floor or ground.

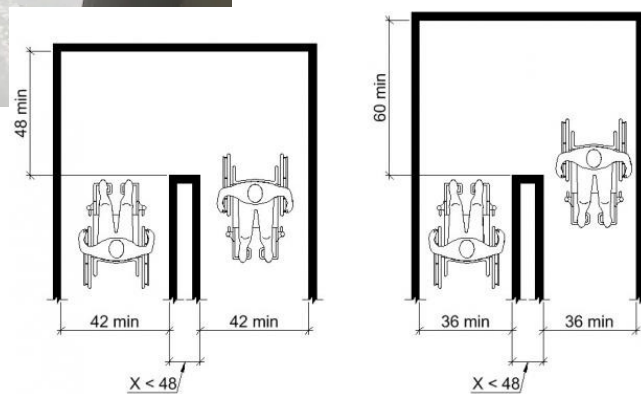

Girl's Locker Room

Finding: 50

Budget Estimate: \$22,500.00

Recommendation: Further design required to accommodate home locker room.

Barrier Priority: 3 (Moderate): Should be completed as soon as possible, but there may be other items that will provide greater access to persons with disabilities. (Includes findings that have a high financial impact on the entity in relationship to the degree of access provided).



As Built: The route of travel does not meet minimum width requirements around the turn.

Where the accessible route makes a 180 degree turn around an element which is less than 48 inches wide, clear width shall be 42 inches minimum approaching the turn, 48 inches minimum at the turn and 42 inches minimum leaving the turn. Where the clear width at the turn is 60 inches minimum a clear width 36 inches minimum approaching the turn and 36 inches minimum at the turn is acceptable.

Citation: 2010 ADAS Section 403.5.2

Where the accessible route makes a 180 degree turn around an element which is less than 48 inches (1220 mm) wide, clear width shall be 42 inches (1065 mm) minimum approaching the turn, 48 inches (1220 mm) minimum at the turn and 42 inches (1065 mm) minimum leaving the turn.

Gym Men's Restroom

Finding: 51

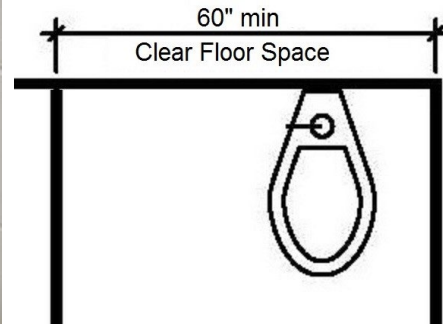
Budget Estimate: \$6,900.00

Recommendation:

Further design required to accommodate required compartment dimensions.

Barrier Priority:

3 (Moderate): Should be completed as soon as possible, but there may be other items that will provide greater access to persons with disabilities. (Includes findings that have a high financial impact on the entity in relationship to the degree of access provided).



As Built: The toilet compartment is not wide enough.

Wheelchair accessible compartments shall be 60 inches wide minimum measured perpendicular to the side wall, and 56 inches deep minimum for wall hung water closets and 59 inches deep minimum for floor mounted water closets measured perpendicular to the rear wall.

Citation: 2010 ADAS Section 604.8.1.1

Wheelchair accessible compartments shall be 60 inches (1525 mm) wide minimum measured perpendicular to the side wall, and 56 inches (1420 mm) deep minimum for wall hung water closets and 59 inches (1500 mm) deep minimum for floor mounted water closets measured perpendicular to the rear wall. Wheelchair accessible compartments for children's use shall be 60 inches (1525 mm) wide minimum measured perpendicular to the side wall, and 59 inches (1500 mm) deep minimum for wall hung and floor mounted water closets measured perpendicular to the rear wall.

Gym Men's Restroom

Finding: 52

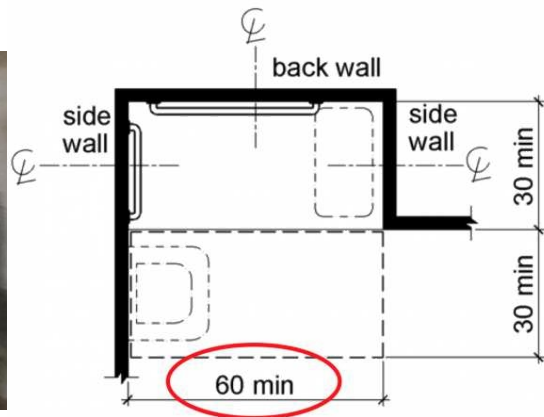

Budget Estimate: \$27,393.00

Recommendation:

Demo and install ADA compliant stall.

Barrier Priority:

3 (Moderate): Should be completed as soon as possible, but there may be other items that will provide greater access to persons with disabilities. (Includes findings that have a high financial impact on the entity in relationship to the degree of access provided).



Note: inside finished dimensions measured at the center points of opposing sides

As Built: The shower stall is not 60 inches minimum.

Standard roll-in type shower compartments shall be 30 inches wide minimum by 60 inches deep minimum clear inside dimensions measured at center points of opposing sides and shall have a 60 inches wide minimum entry on the face of the shower compartment.

Citation: 2010 ADAS Section 608.2.2

Standard roll-in type shower compartments shall be 30 inches (760 mm) wide minimum by 60 inches (1525 mm) deep minimum clear inside dimensions measured at center points of opposing sides and shall have a 60 inches (1525 mm) wide minimum entry on the face of the shower compartment.

Gym Women's Restroom

Finding: 53

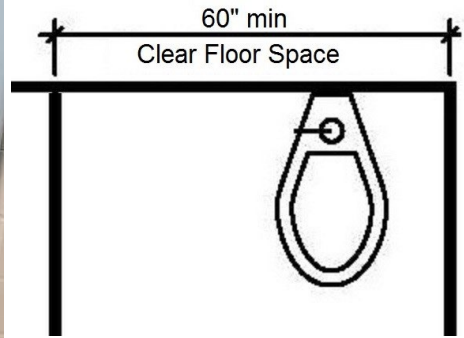
Budget Estimate: \$13,050.00

Recommendation:

Further design required to accommodate toilet compartment.

Barrier Priority:

3 (Moderate): Should be completed as soon as possible, but there may be other items that will provide greater access to persons with disabilities. (Includes findings that have a high financial impact on the entity in relationship to the degree of access provided).



As Built: The toilet compartment is not wide enough.

Wheelchair accessible compartments shall be 60 inches wide minimum measured perpendicular to the side wall, and 56 inches deep minimum for wall hung water closets and 59 inches deep minimum for floor mounted water closets measured perpendicular to the rear wall.

Citation: 2010 ADAS Section 604.8.1.1

Wheelchair accessible compartments shall be 60 inches (1525 mm) wide minimum measured perpendicular to the side wall, and 56 inches (1420 mm) deep minimum for wall hung water closets and 59 inches (1500 mm) deep minimum for floor mounted water closets measured perpendicular to the rear wall. Wheelchair accessible compartments for children's use shall be 60 inches (1525 mm) wide minimum measured perpendicular to the side wall, and 59 inches (1500 mm) deep minimum for wall hung and floor mounted water closets measured perpendicular to the rear wall.

Gym Women's Restroom

Finding: 54

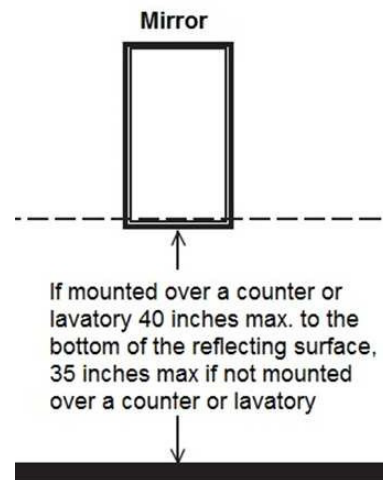
Budget Estimate: \$1,275.00

Recommendation:

Lower mirror for reflecting surface to be 40" max AFF.

Barrier Priority:

3 (Moderate): Should be completed as soon as possible, but there may be other items that will provide greater access to persons with disabilities. (Includes findings that have a high financial impact on the entity in relationship to the degree of access provided).



As Built: The mirror is mounted too high.

Mirrors must have the bottom edge of the reflecting surface a maximum of 40 inches above the floor if above a sink or counter. Mirrors not located above lavatories or countertops shall be installed with the bottom edge of the reflecting surface 35 inches maximum above the finish floor or ground.

Citation: 2010 ADAS Section 603.3

Mirrors located above lavatories or countertops shall be installed with the bottom edge of the reflecting surface 40 inches (1015 mm) maximum above the finish floor or ground. Mirrors not located above lavatories or countertops shall be installed with the bottom edge of the reflecting surface 35 inches (890 mm) maximum above the finish floor or ground.

Gym Women's Restroom

Finding: 55

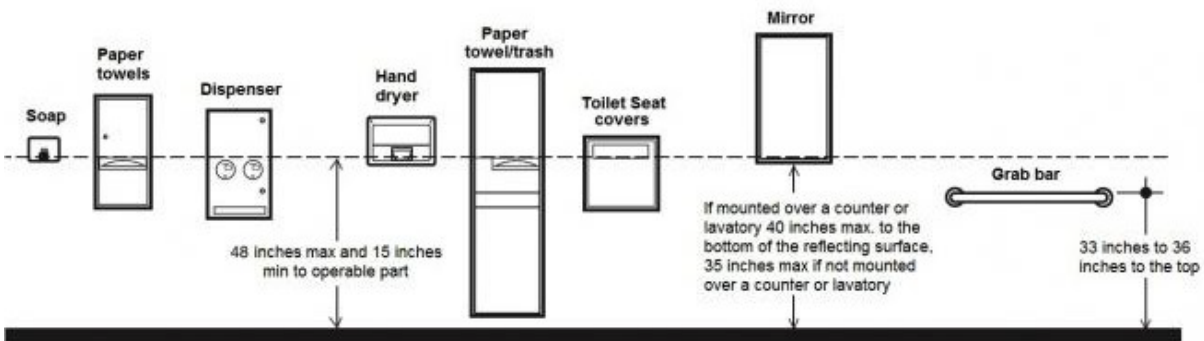
Budget Estimate: \$1,200.00

Recommendation:

Lower paper towel dispenser for all operable components to be 48" max AFF.

Barrier Priority:

3 (Moderate): Should be completed as soon as possible, but there may be other items that will provide greater access to persons with disabilities. (Includes findings that have a high financial impact on the



entity in relationship to the degree of access provided).

As Built: The paper towel dispenser's operation mechanism is too high off the floor. Dispensers must have all operable parts a maximum of 48 inches above the floor.

Citation: 2010 ADAS Section 308.2.1

Where a forward reach is unobstructed, the high forward reach shall be 48 inches (1220 mm) maximum and the low forward reach shall be 15 inches (380 mm) minimum above the finish floor or ground.

Lounge Area

Finding: 56

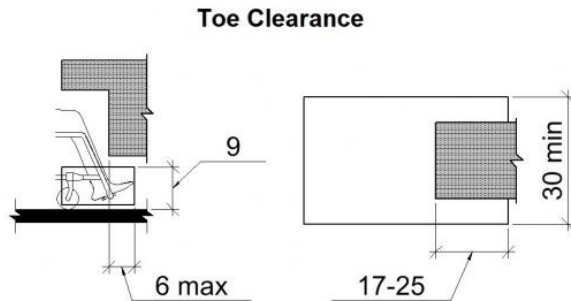
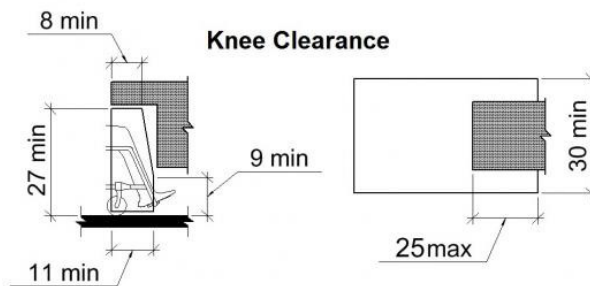
Budget Estimate: \$5,700.00

Recommendation:

Install new wall mounted countertop with sink. Rim of sink to be 34" max AFF.

Barrier Priority:

3 (Moderate): Should be completed as soon as possible, but there may be other items that will provide greater access to persons with disabilities. (Includes findings that have a high financial impact on the entity in relationship to the degree of access provided).



As Built: The top of the sink is too high.

Sinks that are required to be accessible shall be a minimum 17 inches in horizontal depth and mounted with the rim or counter edge no higher than 34 inches above the finished floor.

Citation: 2010 ADAS Section 606.3

Lavatories and sinks shall be installed with the front of the higher of the rim or counter surface 34 inches (865 mm) maximum above the finish floor or ground.

Lounge Area

Finding: 57

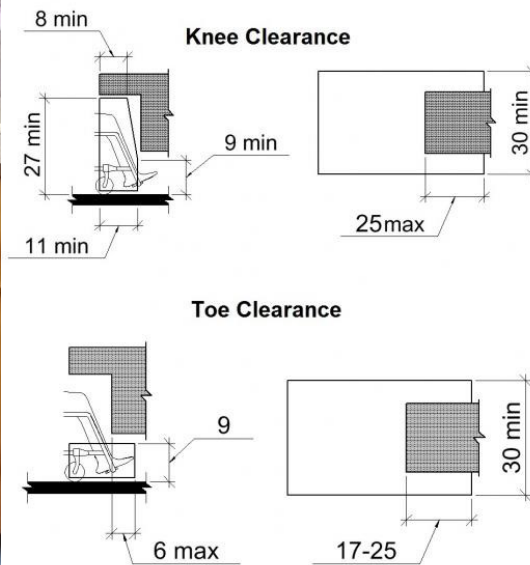
Budget Estimate: Included in Finding 56.

Recommendation:

See previous finding for recommendation and budget.

Barrier Priority:

3 (Moderate): Should be completed as soon as possible, but there may be other items that will provide greater access to persons with disabilities. (Includes findings that have a high financial impact on the entity in relationship to the degree of access provided).



As Built: Knee and toe clearance has not been provided at the sink.

The knee clearance shall be 11 inches deep minimum at 9 inches above the finish floor or ground, and 8 inches deep minimum at 27 inches above the finish floor or ground.

The toe clearance is the space under the sink between the finish floor or ground and 9 inches above the finish floor 30 inches wide minimum. The toe clearance shall extend a minimum of 17 inches and a maximum of 25 inches underneath the sink.

Citation: 2010 ADAS Section 606.2

A clear floor space complying with 305, positioned for a forward approach, and knee and toe clearance complying with 306 shall be provided.

Lounge Area

Finding: 58

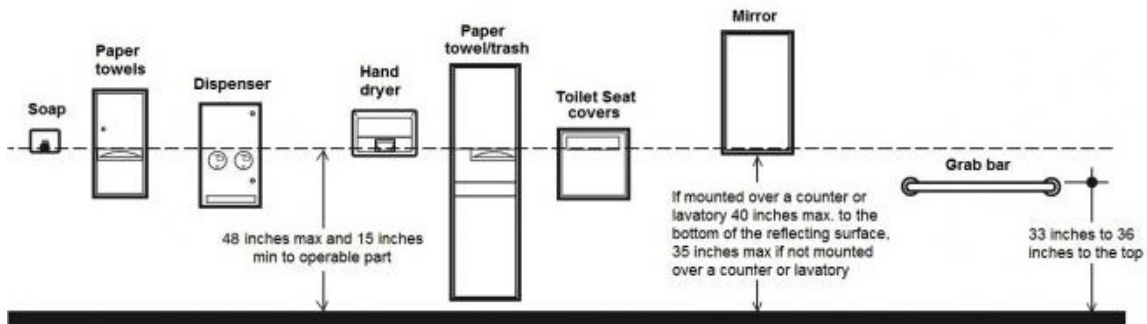
Budget Estimate: \$1,200.00

Recommendation:

Re-locate and lower paper towel dispenser for all operable components to be 48" max AFF.

Barrier Priority:

3 (Moderate): Should be completed as soon as possible, but there may be other items that will provide greater access to persons with disabilities. (Includes findings that have a high financial impact on the entity in relationship to the degree of access provided).



As Built: The paper towel dispenser's operation mechanism is too high off the floor. Dispensers must have all operable parts a maximum of 48 inches above the floor.

Citation: 2010 ADAS Section 606.2

A clear floor space complying with 305, positioned for a forward approach, and knee and toe clearance complying with 306 shall be provided.

Girl's Restroom

Finding: 59

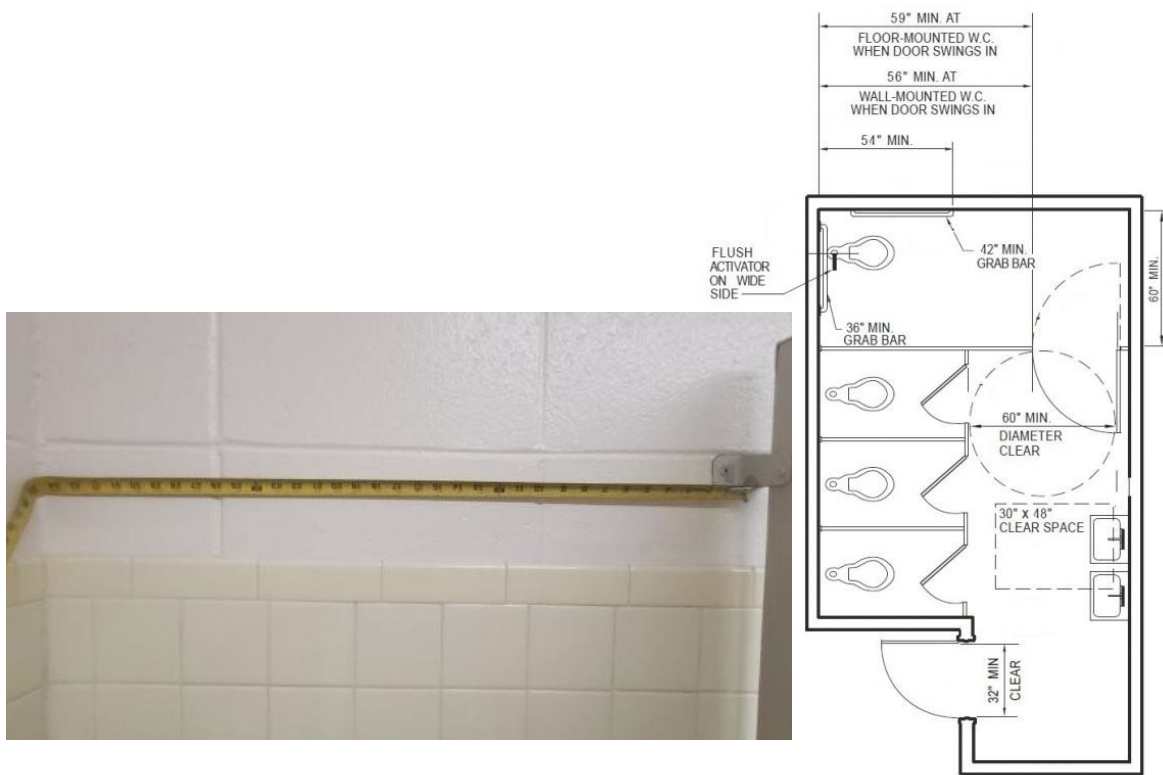
Budget Estimate: \$13,050.00

Recommendation:

Further design required to accommodate proper sized accessible toilet compartment.

Barrier Priority:

3 (Moderate): Should be completed as soon as possible, but there may be other items that will provide greater access to persons with disabilities. (Includes findings that have a high financial impact on the entity in relationship to the degree of access provided).



As Built: The toilet compartment does not have the required minimum clear floor space or maneuvering clearances for the toilet. The toilet compartment does not meet required minimum width and depth dimensions. Grab bars are missing. Toilet flush handle is on wrong side.

Citation: 2010 ADAS Section 213.2

Where toilet rooms are provided, each toilet room shall comply with 603. Where bathing rooms are provided, each bathing room shall comply with 603.

Girl's Restroom

Finding: 60

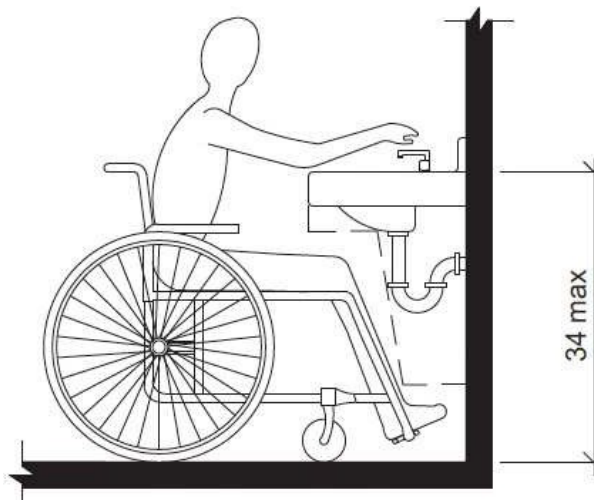
Budget Estimate: \$3,300.00

Recommendation:

Install new wall mounted countertop with sink. Rim of sink to be 34" max AFF.

Barrier Priority:

3 (Moderate): Should be completed as soon as possible, but there may be other items that will provide greater access to persons with disabilities. (Includes findings that have a high financial impact on the entity in relationship to the degree of access provided).



As Built: The top rim of the lavatory is too high.

All lavatories that are designated to be accessible shall be a minimum 17 inches in horizontal depth and mounted with the rim or counter edge no higher than 34 inches above the finished floor.

Citation: 2010 ADAS Section 606.3

Lavatories and sinks shall be installed with the front of the higher of the rim or counter surface 34 inches (865 mm) maximum above the finish floor or ground.

Girl's Restroom

Finding: 61

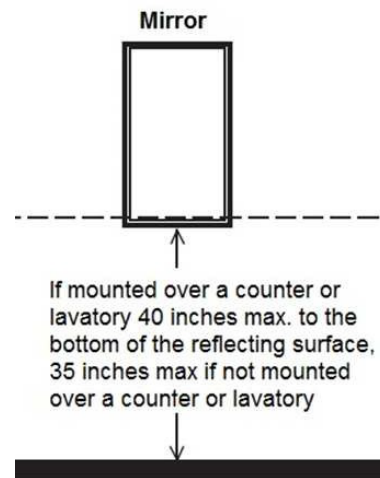
Budget Estimate: \$1,275.00

Recommendation:

Lower mirror for reflecting surface to be 40" AFF.

Barrier Priority:

3 (Moderate): Should be completed as soon as possible, but there may be other items that will provide greater access to persons with disabilities. (Includes findings that have a high financial impact on the entity in relationship to the degree of access provided).



As Built: The mirror is mounted too high.

Mirrors must have the bottom edge of the reflecting surface a maximum of 40 inches above the floor if above a sink or counter. Mirrors not located above lavatories or countertops shall be installed with the bottom edge of the reflecting surface 35 inches maximum above the finish floor or ground.

Citation: 2010 ADAS Section 603.3

Mirrors located above lavatories or countertops shall be installed with the bottom edge of the reflecting surface 40 inches (1015 mm) maximum above the finish floor or ground. Mirrors not located above lavatories or countertops shall be installed with the bottom edge of the reflecting surface 35 inches (890 mm) maximum above the finish floor or ground.

Girl's Restroom

Finding: 62

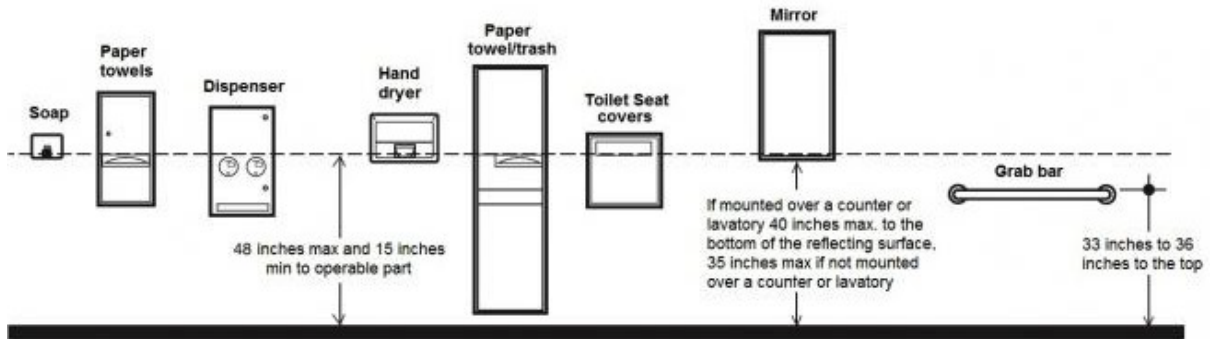
Budget Estimate: \$1,200.00

Recommendation:

Lower Paper towel dispenser for all operable components to be 48" AFF.

Barrier Priority:

3 (Moderate): Should be completed as soon as possible, but there may be other items that will provide greater access to persons with disabilities. (Includes findings that have a high financial impact on the entity in relationship to the degree of access provided).



As Built: The paper towel dispenser's operation mechanism is too high off the floor. Dispensers must have all operable parts a maximum of 48 inches above the floor.

Citation: 2010 ADAS Section 308.2.1

Where a forward reach is unobstructed, the high forward reach shall be 48 inches (1220 mm) maximum and the low forward reach shall be 15 inches (380 mm) minimum above the finish floor or ground.

Boy's Restroom

Finding: 63

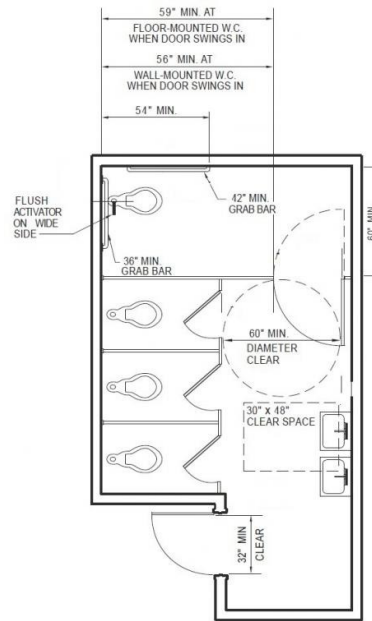
Budget Estimate: \$27,575.00

Recommendation:

Further design is necessary.

Barrier Priority:

3 (Moderate): Should be completed as soon as possible, but there may be other items that will provide greater access to persons with disabilities. (Includes findings that have a high financial impact on the entity in relationship to the degree of access provided).



As Built: The toilet compartment does not have the required minimum clear floor space or maneuvering clearances for the toilet. The toilet compartment does not meet required minimum width and depth dimensions. Grab bars are missing. Toilet flush handle is on wrong side.

Citation: 2010 ADAS Section 213.2

Where toilet rooms are provided, each toilet room shall comply with 603. Where bathing rooms are provided, each bathing room shall comply with 603.

Boy's Restroom

Finding: 64

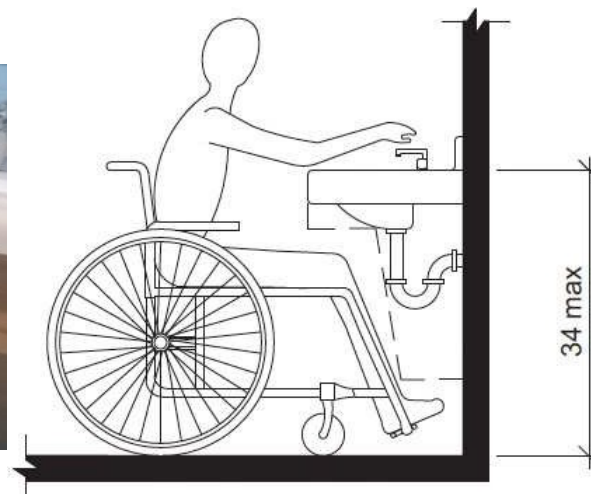
Budget Estimate: \$3,300.00

Recommendation:

Install new wall mounted countertop with sink. Rim of sink to be 34" max AFF.

Barrier Priority:

3 (Moderate): Should be completed as soon as possible, but there may be other items that will provide greater access to persons with disabilities. (Includes findings that have a high financial impact on the entity in relationship to the degree of access provided).



As Built: The top rim of the lavatory is too high.

All lavatories that are designated to be accessible shall be a minimum 17 inches in horizontal depth and mounted with the rim or counter edge no higher than 34 inches above the finished floor.

Citation: 2010 ADAS Section 606.3

Lavatories and sinks shall be installed with the front of the higher of the rim or counter surface 34 inches (865 mm) maximum above the finish floor or ground.

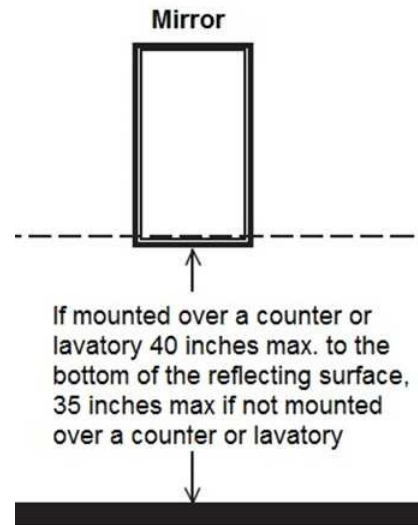
Boy's Restroom

Finding: 65

Budget Estimate: \$1,275.00

Recommendation: Lower mirror for reflecting surface to be 409" max AFF.

Barrier Priority: 3 (Moderate): Should be completed as soon as possible, but there may be other items that will provide greater access to persons with disabilities. (Includes findings that have a high financial impact on the entity in relationship to the degree of access provided).



As Built: The mirror is mounted too high.

Mirrors must have the bottom edge of the reflecting surface a maximum of 40 inches above the floor if above a sink or counter. Mirrors not located above lavatories or countertops shall be installed with the bottom edge of the reflecting surface 35 inches maximum above the finish floor or ground.

Citation: 2010 ADAS Section 603.3

Mirrors located above lavatories or countertops shall be installed with the bottom edge of the reflecting surface 40 inches (1015 mm) maximum above the finish floor or ground. Mirrors not located above lavatories or countertops shall be installed with the bottom edge of the reflecting surface 35 inches (890 mm) maximum above the finish floor or ground.

Men's Faculty

Finding: 66

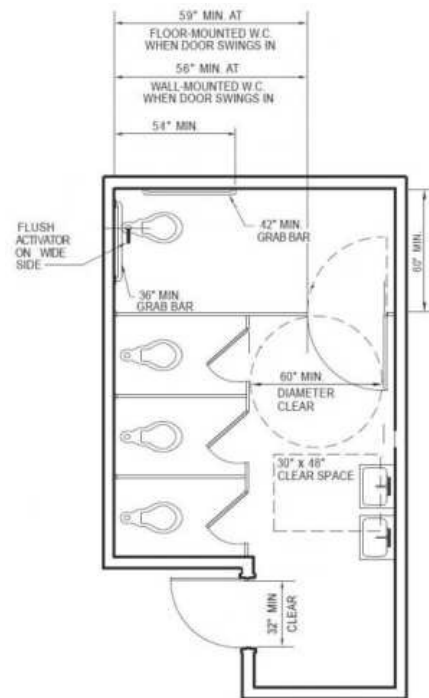
Budget Estimate: \$0.00

Recommendation:

Cannot make this compliant.

Barrier Priority:

3 (Moderate): Should be completed as soon as possible, but there may be other items that will provide greater access to persons with disabilities. (Includes findings that have a high financial impact on the entity in relationship to the degree of access provided).



As Built: The restrooms is not nearly compliant.

The restroom does not have the required minimum clear floor space or maneuvering clearances for the toilet. The restroom does not have the required minimum clear floor space or maneuvering clearances for the lavatory. No Grab bars installed. Lavatory clearance not provided. Mirror is too high. Paper towel dispenser is too high.

Citation: 2010 ADAS Section 213.2

Where toilet rooms are provided, each toilet room shall comply with 603. Where bathing rooms are provided, each bathing room shall comply with 603.

Women's Faculty

Finding: 67

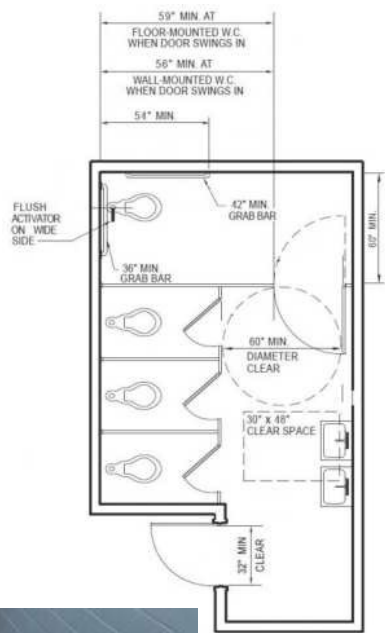
Budget Estimate: \$16,650.00

Recommendation:

Further design required to accommodate women's faculty restroom.

Barrier Priority:

3 (Moderate): Should be completed as soon as possible, but there may be other items that will provide greater access to persons with disabilities. (Includes findings that have a high financial impact on the entity in relationship to the degree of access provided).



As Built: The restroom is not compliant.

The restroom does not have the required minimum clear floor space or maneuvering clearances for the toilet. The restroom does not have the required minimum clear floor space or maneuvering clearances for the lavatory. No Grab bars installed. Accessories, such as paper towel holders, soap dispenser and mirror are either too high or without clear floor space or both.

Citation: 2010 ADAS Section 213.2

Where toilet rooms are provided, each toilet room shall comply with 603. Where bathing rooms are provided, each bathing room shall comply with 603.

Cafeteria

Finding: 68

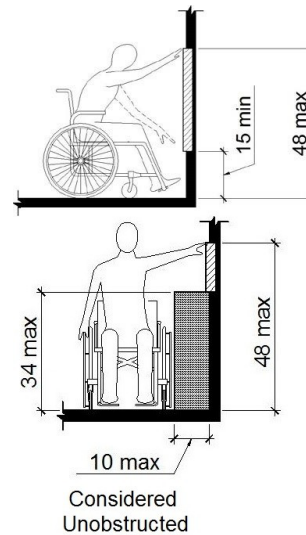
Budget Estimate: \$1,200.00

Recommendation:

Lower fire extinguisher for handle to be 48" max AFF.

Barrier Priority:

3 (Moderate): Should be completed as soon as possible, but there may be other items that will provide greater access to persons with disabilities. (Includes findings that have a high financial impact on the entity in relationship to the degree of access provided).



As Built: The fire extinguisher is not positioned correctly for either a side or front approach.

Where a clear floor or ground space allows a parallel or front approach and the side reach is unobstructed, the high side reach shall be 48 inches maximum above the finish floor or ground and the low side reach shall be 15 inches minimum above the finish floor or ground.

Citation: 2010 ADAS Section 308.2.1

Where a forward reach is unobstructed, the high forward reach shall be 48 inches (1220 mm) maximum and the low forward reach shall be 15 inches (380 mm) minimum above the finish floor or ground.

2010 ADAS Section 308.3.1

Where a clear floor or ground space allows a parallel approach to an element and the side reach is unobstructed, the high side reach shall be 48 inches (1220 mm) maximum and the low side reach shall be 15 inches (380 mm) minimum above the finish floor or ground.

Cafeteria

Finding: 69

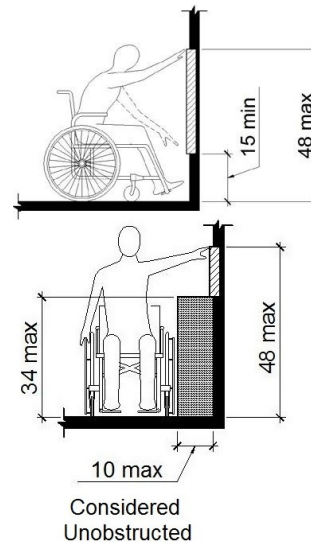
Budget Estimate: \$1,950.00

Recommendation:

Lower fire alarm pull for top of device to be 48" max AFF.

Barrier Priority:

3 (Moderate): Should be completed as soon as possible, but there may be other items that will provide greater access to persons with disabilities. (Includes findings that have a high financial impact on the entity in relationship to the degree of access provided).



As Built: The fire alarm pull is not positioned correctly for either a side or front approach.

Where a clear floor or ground space allows a parallel or front approach and the side reach is unobstructed, the high side reach shall be 48 inches maximum above the finish floor or ground and the low side reach shall be 15 inches minimum above the finish floor or ground.

Citation: 2010 ADAS Section 308.2.1

Where a forward reach is unobstructed, the high forward reach shall be 48 inches (1220 mm) maximum and the low forward reach shall be 15 inches (380 mm) minimum above the finish floor or ground.

2010 ADAS Section 308.3.1

Where a clear floor or ground space allows a parallel approach to an element and the side reach is unobstructed, the high side reach shall be 48 inches (1220 mm) maximum and the low side reach shall be 15 inches (380 mm) minimum above the finish floor or ground.

Kitchen

Finding: 70

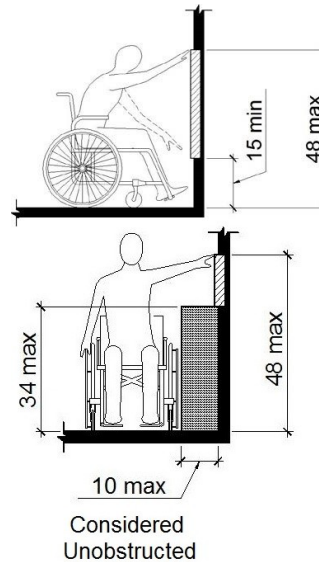
Budget Estimate: \$1,950.00

Recommendation:

Lower thermostat for all operable components to be 48" max AFF.

Barrier Priority:

3 (Moderate): Should be completed as soon as possible, but there may be other items that will provide greater access to persons with disabilities. (Includes findings that have a high financial impact on the entity in relationship to the degree of access provided).



As Built: The thermostat is not positioned correctly for either a side or front approach.

Where a clear floor or ground space allows a parallel or front approach and the side reach is unobstructed, the high side reach shall be 48 inches maximum above the finish floor or ground and the low side reach shall be 15 inches minimum above the finish floor or ground.

Citation: 2010 ADAS Section 308.2.1

Where a forward reach is unobstructed, the high forward reach shall be 48 inches (1220 mm) maximum and the low forward reach shall be 15 inches (380 mm) minimum above the finish floor or ground.

2010 ADAS Section 308.3.1

Where a clear floor or ground space allows a parallel approach to an element and the side reach is unobstructed, the high side reach shall be 48 inches (1220 mm) maximum and the low side reach shall be 15 inches (380 mm) minimum above the finish floor or ground.

Kitchen

Finding: 71

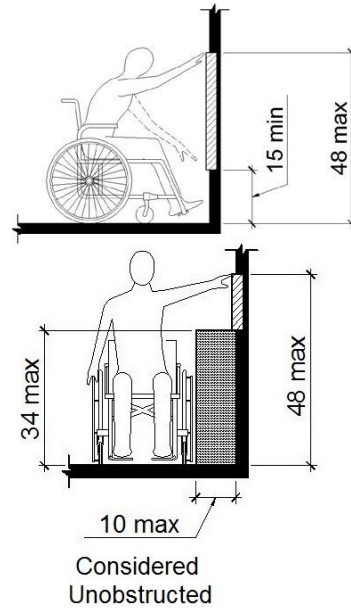
Budget Estimate: \$1,200.00

Recommendation:

Lower fire extinguisher to be 48" max AFF.

Barrier Priority:

3 (Moderate): Should be completed as soon as possible, but there may be other items that will provide greater access to persons with disabilities. (Includes findings that have a high financial impact on the entity in relationship to the degree of access provided).



As Built: The fire extinguisher is not positioned correctly for either a side or front approach.

Where a clear floor or ground space allows a parallel or front approach and the side reach is unobstructed, the high side reach shall be 48 inches maximum above the finish floor or ground and the low side reach shall be 15 inches minimum above the finish floor or ground.

Citation: 2010 ADAS Section 308.2.1

Where a forward reach is unobstructed, the high forward reach shall be 48 inches (1220 mm) maximum and the low forward reach shall be 15 inches (380 mm) minimum above the finish floor or ground.

2010 ADAS Section 308.3.1

Where a clear floor or ground space allows a parallel approach to an element and the side reach is unobstructed, the high side reach shall be 48 inches (1220 mm) maximum and the low side reach shall be 15 inches (380 mm) minimum above the finish floor or ground.

Corridor High School Side

Finding: 72

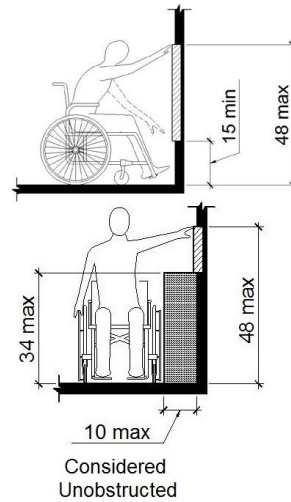

Budget Estimate: \$1,950.00

Recommendation:

Lower fire alarm pull for all operable components to be 48" max AFF.

Barrier Priority:

3 (Moderate): Should be completed as soon as possible, but there may be other items that will provide greater access to persons with disabilities. (Includes findings that have a high financial impact on the entity in relationship to the degree of access provided).



As Built: The fire alarm pull is not positioned correctly for either a side or front approach.

Where a clear floor or ground space allows a parallel or front approach and the side reach is unobstructed, the high side reach shall be 48 inches maximum above the finish floor or ground and the low side reach shall be 15 inches minimum above the finish floor or ground.

Citation: 2010 ADAS Section 308.2.1

Where a forward reach is unobstructed, the high forward reach shall be 48 inches (1220 mm) maximum and the low forward reach shall be 15 inches (380 mm) minimum above the finish floor or ground.

2010 ADAS Section 308.3.1

Where a clear floor or ground space allows a parallel approach to an element and the side reach is unobstructed, the high side reach shall be 48 inches (1220 mm) maximum and the low side reach shall be 15 inches (380 mm) minimum above the finish floor or ground.

Corridor High School Side

Finding: 73

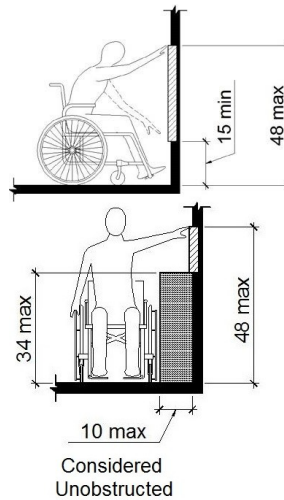
Budget Estimate: \$1,950.00

Recommendation:

Lower fire alarm pull for all operable components to be 48" max AFF.

Barrier Priority:

3 (Moderate): Should be completed as soon as possible, but there may be other items that will provide greater access to persons with disabilities. (Includes findings that have a high financial impact on the entity in relationship to the degree of access provided).



As Built: The fire alarm pull is not positioned correctly for either a side or front approach.

Where a clear floor or ground space allows a parallel or front approach and the side reach is unobstructed, the high side reach shall be 48 inches maximum above the finish floor or ground and the low side reach shall be 15 inches minimum above the finish floor or ground.

Citation: 2010 ADAS Section 308.2.1

Where a forward reach is unobstructed, the high forward reach shall be 48 inches (1220 mm) maximum and the low forward reach shall be 15 inches (380 mm) minimum above the finish floor or ground.

2010 ADAS Section 308.3.1

Where a clear floor or ground space allows a parallel approach to an element and the side reach is unobstructed, the high side reach shall be 48 inches (1220 mm) maximum and the low side reach shall be 15 inches (380 mm) minimum above the finish floor or ground.

Corridor High School Side

Finding: 74

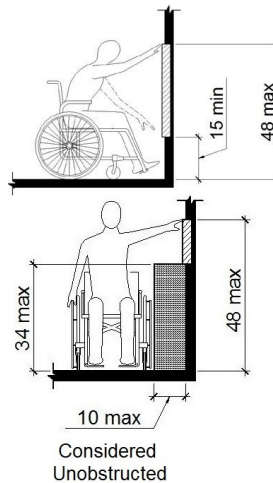
Budget Estimate: \$1,950.00

Recommendation:

Lower fire alarm pull for all operable components to be 48" max AFF.

Barrier Priority:

3 (Moderate): Should be completed as soon as possible, but there may be other items that will provide greater access to persons with disabilities. (Includes findings that have a high financial impact on the entity in relationship to the degree of access provided).



As Built: The fire alarm pull is not positioned correctly for either a side or front approach.

Where a clear floor or ground space allows a parallel or front approach and the side reach is unobstructed, the high side reach shall be 48 inches maximum above the finish floor or ground and the low side reach shall be 15 inches minimum above the finish floor or ground.

Citation: 2010 ADAS Section 308.2.1

Where a forward reach is unobstructed, the high forward reach shall be 48 inches (1220 mm) maximum and the low forward reach shall be 15 inches (380 mm) minimum above the finish floor or ground.

2010 ADAS Section 308.3.1

Where a clear floor or ground space allows a parallel approach to an element and the side reach is unobstructed, the high side reach shall be 48 inches (1220 mm) maximum and the low side reach shall be 15 inches (380 mm) minimum above the finish floor or ground.

High School Reception

Finding: 75

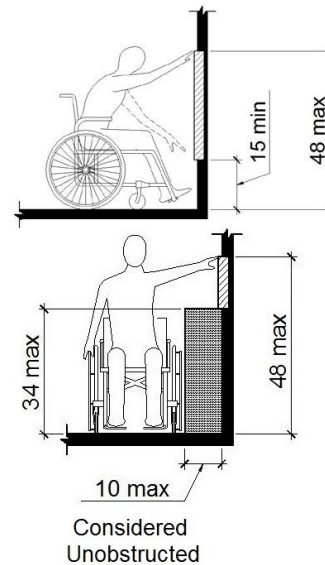
Budget Estimate: \$1,950.00

Recommendation:

Lower thermostat for all operable components to be 48" max AFF.

Barrier Priority:

3 (Moderate): Should be completed as soon as possible, but there may be other items that will provide greater access to persons with disabilities. (Includes findings that have a high financial impact on the entity in relationship to the degree of access provided).



As Built: The thermostat is not positioned correctly for either a side or front approach.

Where a clear floor or ground space allows a parallel or front approach and the side reach is unobstructed, the high side reach shall be 48 inches maximum above the finish floor or ground and the low side reach shall be 15 inches minimum above the finish floor or ground.

Citation: 2010 ADAS Section 308.2.1

Where a forward reach is unobstructed, the high forward reach shall be 48 inches (1220 mm) maximum and the low forward reach shall be 15 inches (380 mm) minimum above the finish floor or ground.

2010 ADAS Section 308.3.1

Where a clear floor or ground space allows a parallel approach to an element and the side reach is unobstructed, the high side reach shall be 48 inches (1220 mm) maximum and the low side reach shall be 15 inches (380 mm) minimum above the finish floor or ground.

High School Reception

Finding: 76

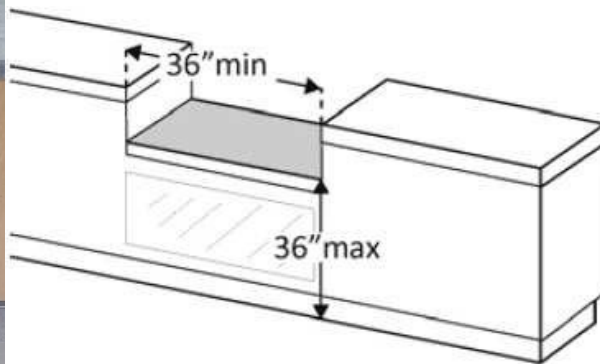
Budget Estimate: \$18,187.50

Recommendation:

Cut out 3' (width) section and replace with new counter at 36" AFF with minimum 17" countertop overhang depth.

Barrier Priority:

3 (Moderate): Should be completed as soon as possible, but there may be other items that will provide greater access to persons with disabilities. (Includes findings that have a high financial impact on the entity in relationship to the degree of access provided).



As Built: The counter is too high.

A portion of the counter surface that is 36 inches long minimum and 36 inches high maximum above the finish floor shall be provided. Knee and toe space must be provided for a forward approach. A 30 inch by 48 inch clear floor space on an accessible route must be provided for either a forward or parallel approach.

Citation: 2010 ADAS Section 904.4.2

A portion of the counter surface that is 30 inches (760 mm) long minimum and 36 inches (915 mm) high maximum shall be provided. Knee and toe space complying with 306 shall be provided under the counter. A clear floor or ground space complying with 305 shall be positioned for a forward approach to the counter.

2010 ADAS Section 904.4.1

A portion of the counter surface that is 36 inches (915 mm) long minimum and 36 inches (915 mm) high maximum above the finish floor shall be provided. A clear floor or ground space complying with 305 shall be positioned for a parallel approach adjacent to the 36 inch (915 mm) minimum length of counter.

High School Reception

Finding: 77

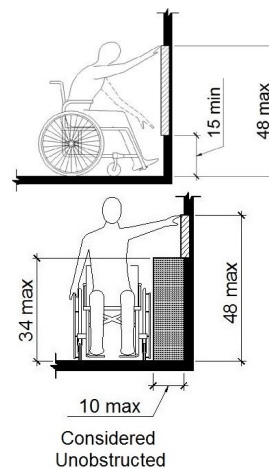
Budget Estimate: \$1,950.00

Recommendation:

Lower thermostat for all operable components.

Barrier Priority:

3 (Moderate): Should be completed as soon as possible, but there may be other items that will provide greater access to persons with disabilities. (Includes findings that have a high financial impact on the entity in relationship to the degree of access provided).



As Built: The thermostat is not positioned correctly for either a side or front approach.

Where a clear floor or ground space allows a parallel or front approach and the side reach is unobstructed, the high side reach shall be 48 inches maximum above the finish floor or ground and the low side reach shall be 15 inches minimum above the finish floor or ground.

Citation: 2010 ADAS Section 308.2.1

Where a forward reach is unobstructed, the high forward reach shall be 48 inches (1220 mm) maximum and the low forward reach shall be 15 inches (380 mm) minimum above the finish floor or ground.

2010 ADAS Section 308.3.1

Where a clear floor or ground space allows a parallel approach to an element and the side reach is unobstructed, the high side reach shall be 48 inches (1220 mm) maximum and the low side reach shall be 15 inches (380 mm) minimum above the finish floor or ground.

Library

Finding: 78

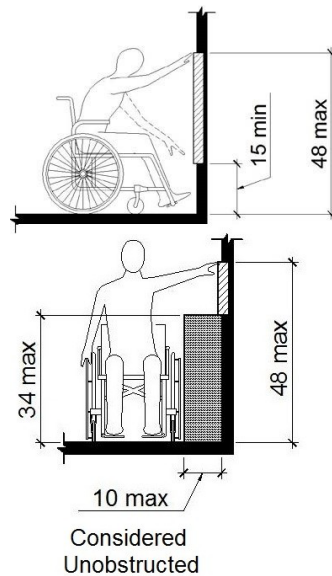
Budget Estimate: \$1,950.00

Recommendation:

Lower telephone for all operable components to be 48" max AFF.

Barrier Priority:

3 (Moderate): Should be completed as soon as possible, but there may be other items that will provide greater access to persons with disabilities. (Includes findings that have a high financial impact on the entity in relationship to the degree of access provided).



As Built: The telephone is not positioned correctly for either a side or front approach.

Where a clear floor or ground space allows a parallel or front approach and the side reach is unobstructed, the high side reach shall be 48 inches maximum above the finish floor or ground and the low side reach shall be 15 inches minimum above the finish floor or ground.

Citation: 2010 ADAS Section 308.2.1

Where a forward reach is unobstructed, the high forward reach shall be 48 inches (1220 mm) maximum and the low forward reach shall be 15 inches (380 mm) minimum above the finish floor or ground.

2010 ADAS Section 308.3.1

Where a clear floor or ground space allows a parallel approach to an element and the side reach is unobstructed, the high side reach shall be 48 inches (1220 mm) maximum and the low side reach shall be 15 inches (380 mm) minimum above the finish floor or ground.

Teacher's Lounge

Finding: 79

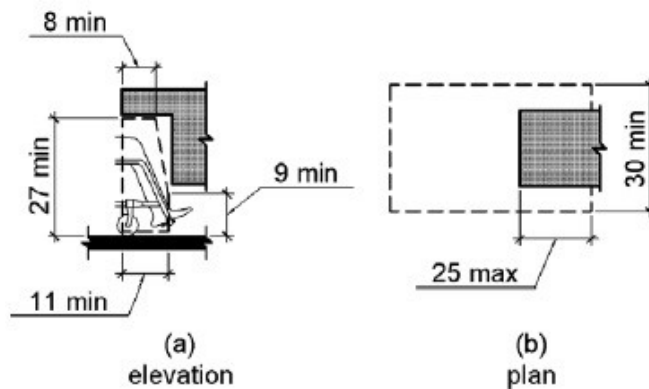
Budget Estimate: \$5,700.00

Recommendation:

Install new wall mounted countertop with sink. Rim of sink to be 34" max AFF.

Barrier Priority:

3 (Moderate): Should be completed as soon as possible, but there may be other items that will provide greater access to persons with disabilities. (Includes findings that have a high financial impact on the entity in relationship to the degree of access provided).



As Built: The top of the sink is too high.

Sinks that are required to be accessible shall be a minimum 17 inches in horizontal depth and mounted with the rim or counter edge no higher than 34 inches above the finished floor.

Citation: 2010 ADAS Section 606.3

Lavatories and sinks shall be installed with the front of the higher of the rim or counter surface 34 inches (865 mm) maximum above the finish floor or ground.

Teacher's Lounge

Finding: 80

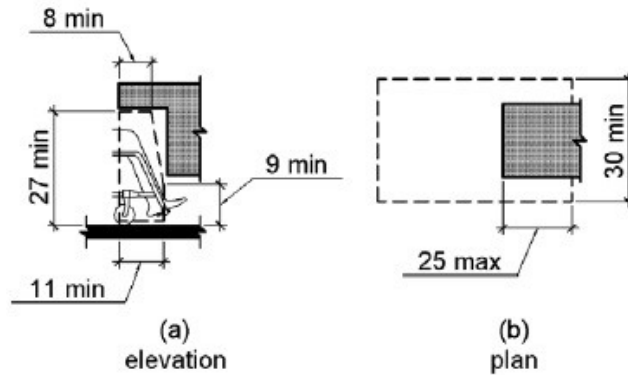

Budget Estimate: \$5,700.00

Recommendation:

See recommendation and budget on previous finding.

Barrier Priority:

3 (Moderate): Should be completed as soon as possible, but there may be other items that will provide greater access to persons with disabilities. (Includes findings that have a high financial impact on the entity in relationship to the degree of access provided).



As Built: Knee and toe space has not been provided at the sink.

Kitchen sinks must be provided with a clear floor space positioned for a forward approach including knee and toe clearance.

Citation: 2010 ADAS Section 606.2

A clear floor space complying with 305, positioned for a forward approach, and knee and toe clearance complying with 306 shall be provided.

2010 ADAS Section 804.4 Sinks shall comply with 606.

Teacher's Lounge

Finding: 81

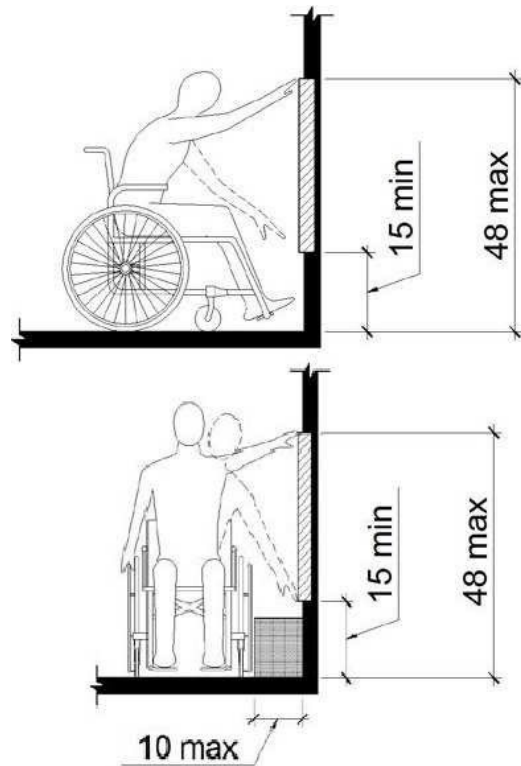

Budget Estimate: \$1,200.00

Recommendation:

Lower paper towel dispenser for all operable components to be 48" max AFF.

Barrier Priority:

3 (Moderate): Should be completed as soon as possible, but there may be other items that will provide greater access to persons with disabilities. (Includes findings that have a high financial impact on the entity in relationship to the degree of access provided).



As Built: The paper towel dispenser's operation mechanism is too high off the floor. Dispensers must have all operable parts a maximum of 48 inches above the floor.

Citation: 2010 ADAS Section 308.2.1

Where a forward reach is unobstructed, the high forward reach shall be 48 inches (1220 mm) maximum and the low forward reach shall be 15 inches (380 mm) minimum above the finish floor or ground.

High School Girl's Restroom

Finding: 82

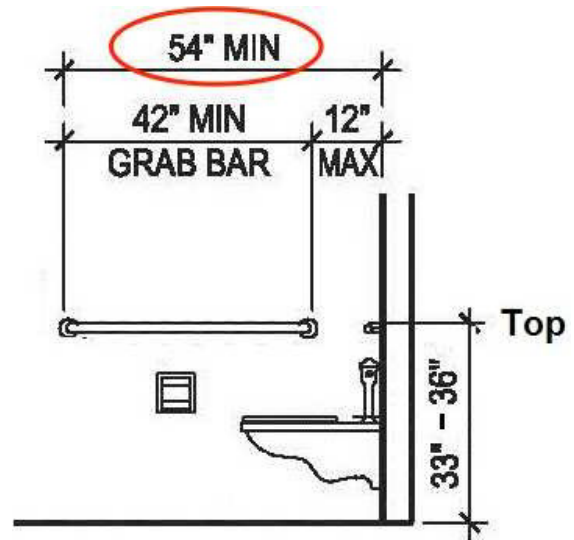
Budget Estimate: \$1,275.00

Recommendation:

Move side grab bar for end to be at 54" from back wall.

Barrier Priority:

3 (Moderate): Should be completed as soon as possible, but there may be other items that will provide greater access to persons with disabilities. (Includes findings that have a high financial impact on the entity in relationship to the degree of access provided).



As Built: The side grab bar does not extend far enough from the rear wall.

The side grab bar must extend at least 54 inches minimum beyond the rear wall and start a maximum of 12 inches from the rear wall. A 42 inch grab bar installed the maximum distance from the rear wall (12 inches) will leave the leading end 54 inches from the rear wall.

Grab bars shall be installed in a horizontal position, 33 inches minimum and 36 inches maximum above the finish floor measured to the top of the gripping surface.

Citation: 2010 ADAS Section 604.5.1

The side wall grab bar shall be 42 inches (1065 mm) long minimum, located 12 inches (305 mm) maximum from the rear wall and extending 54 inches (1370 mm) minimum from the rear wall.

High School Girl's Restroom

Finding: 83

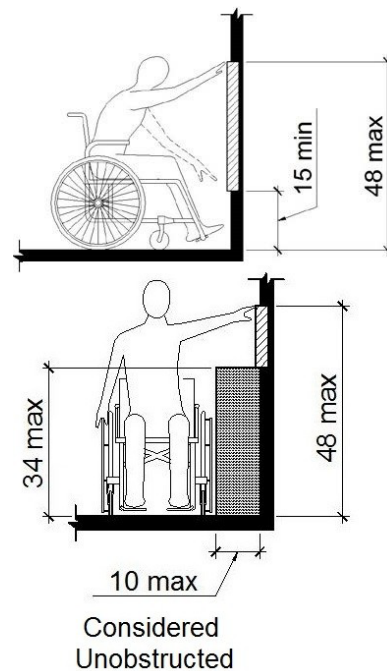

Budget Estimate: \$0.00

Recommendation:

Lower coat hook to 48" max AFF.

Barrier Priority:

3 (Moderate): Should be completed as soon as possible, but there may be other items that will provide greater access to persons with disabilities. (Includes findings that have a high financial impact on the entity in relationship to the degree of access provided).



As Built: The coat hook is installed greater than 48 inches above the finished floor.

Where a forward reach is unobstructed, the high forward reach shall be 48 inches maximum above the finished floor.

Citation: 2010 ADAS Section 308.2.1

Where a forward reach is unobstructed, the high forward reach shall be 48 inches (1220 mm) maximum and the low forward reach shall be 15 inches (380 mm) minimum above the finish floor or ground.

High School Girl's Restroom

Finding: 84

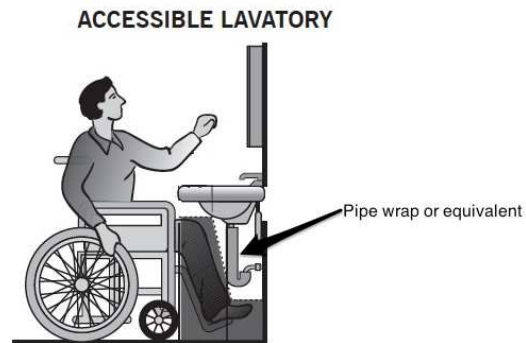
Budget Estimate: \$1,200.00

Recommendation:

Install new drainpipe insulation.

Barrier Priority:

3 (Moderate): Should be completed as soon as possible, but there may be other items that will provide greater access to persons with disabilities. (Includes findings that have a high financial impact on the entity in relationship to the degree of access provided).



As Built: The water and drainpipes under the lavatory are not insulated.

The water supply and drainpipes under lavatories and sinks shall be insulated or otherwise configured to protect against contact. There shall be no sharp or abrasive surfaces under lavatories and sinks.

Citation: 2010 ADAS Section 606.5

The water supply and drainpipes under lavatories and sinks shall be insulated or otherwise configured to protect against contact. There shall be no sharp or abrasive surfaces under lavatories and sinks.

High School Girl's Restroom

Finding: 85

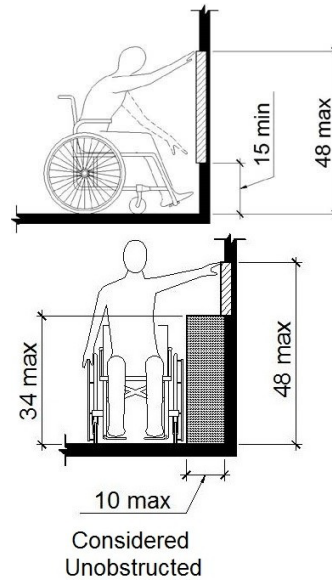
Budget Estimate: \$1,200.00

Recommendation:

Lower paper towel dispenser to 48" max AFF.

Barrier Priority:

3 (Moderate): Should be completed as soon as possible, but there may be other items that will provide greater access to persons with disabilities. (Includes findings that have a high financial impact on the entity in relationship to the degree of access provided).



As Built: The paper towel dispenser is not positioned correctly for either a side or front approach.

Where a clear floor or ground space allows a parallel or front approach and the side reach is unobstructed, the high side reach shall be 48 inches maximum above the finish floor or ground and the low side reach shall be 15 inches minimum above the finish floor or ground.

Citation: 2010 ADAS Section 308.2.1

Where a forward reach is unobstructed, the high forward reach shall be 48 inches (1220 mm) maximum and the low forward reach shall be 15 inches (380 mm) minimum above the finish floor or ground.

2010 ADAS Section 308.3.1

Where a clear floor or ground space allows a parallel approach to an element and the side reach is unobstructed, the high side reach shall be 48 inches (1220 mm) maximum and the low side reach shall be 15 inches (380 mm) minimum above the finish floor or ground.

High School Boy's Restroom

Finding: 86

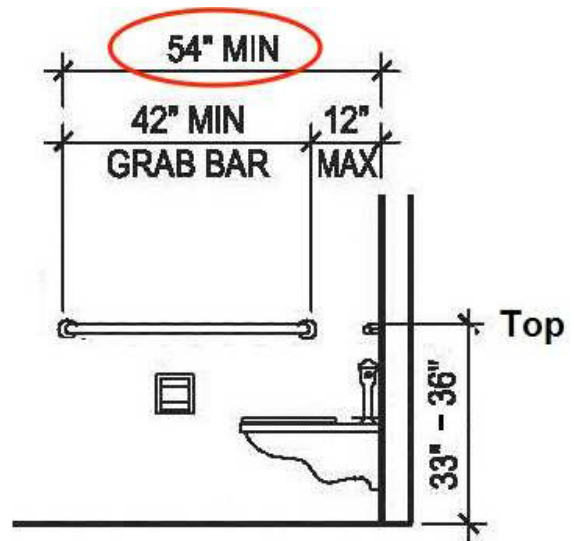
Budget Estimate: \$1,275.00

Recommendation:

Move side grab bar for end to be at 54" from rear wall.

Barrier Priority:

3 (Moderate): Should be completed as soon as possible, but there may be other items that will provide greater access to persons with disabilities. (Includes findings that have a high financial impact on the entity in relationship to the degree of access provided).



As Built: The side grab bar does not extend far enough from the rear wall.

The side grab bar must extend at least 54 inches minimum beyond the rear wall and start a maximum of 12 inches from the rear wall. A 42 inch grab bar installed the maximum distance from the rear wall (12 inches) will leave the leading end 54 inches from the rear wall.

Grab bars shall be installed in a horizontal position, 33 inches minimum and 36 inches maximum above the finish floor measured to the top of the gripping surface.

Citation: 2010 ADAS Section 604.5.1

The side wall grab bar shall be 42 inches (1065 mm) long minimum, located 12 inches (305 mm) maximum from the rear wall and extending 54 inches (1370 mm) minimum from the rear wall.

High School Boy's Restroom

Finding: 87

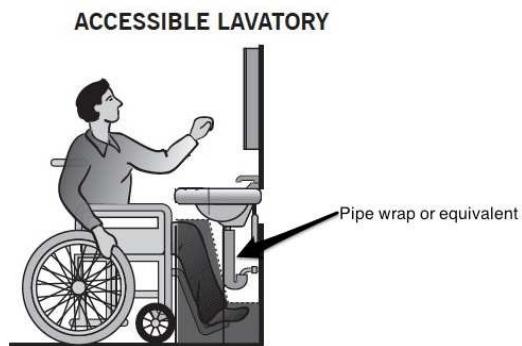
Budget Estimate: \$1,200.00

Recommendation:

Install new drainpipe insulation.

Barrier Priority:

3 (Moderate): Should be completed as soon as possible, but there may be other items that will provide greater access to persons with disabilities. (Includes findings that have a high financial impact on the entity in relationship to the degree of access provided).



As Built: The water and drainpipes under the lavatory are not installed.

The water supply and drainpipes under lavatories and sinks shall be insulated or otherwise configured to protect against contact. There shall be no sharp or abrasive surfaces under lavatories and sinks.

Citation: 2010 ADAS Section 606.5

The water supply and drainpipes under lavatories and sinks shall be insulated or otherwise configured to protect against contact. There shall be no sharp or abrasive surfaces under lavatories and sinks.

High School Boy's Restroom

Finding: 88

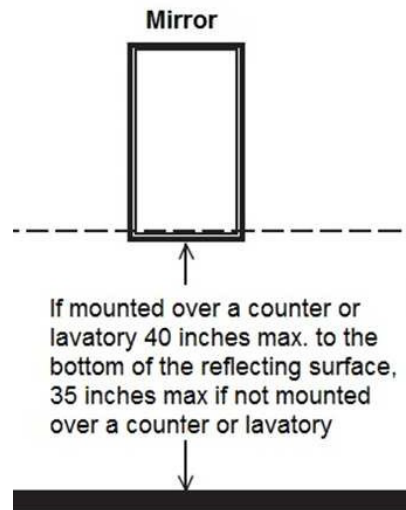
Budget Estimate: \$1,275.00

Recommendation:

Lower mirror 1" for reflecting surface to be 40" max AFF.

Barrier Priority:

3 (Moderate): Should be completed as soon as possible, but there may be other items that will provide greater access to persons with disabilities. (Includes findings that have a high financial impact on the entity in relationship to the degree of access provided).



As Built: The mirror is mounted too high.

Mirrors must have the bottom edge of the reflecting surface a maximum of 40 inches above the floor if above a sink or counter. Mirrors not located above lavatories or countertops shall be installed with the bottom edge of the reflecting surface 35 inches maximum above the finish floor or ground.

Citation: 2010 ADAS Section 603.3

Mirrors located above lavatories or countertops shall be installed with the bottom edge of the reflecting surface 40 inches (1015 mm) maximum above the finish floor or ground. Mirrors not located above lavatories or countertops shall be installed with the bottom edge of the reflecting surface 35 inches (890 mm) maximum above the finish floor or ground.

High School Boy's Restroom

Finding: 89

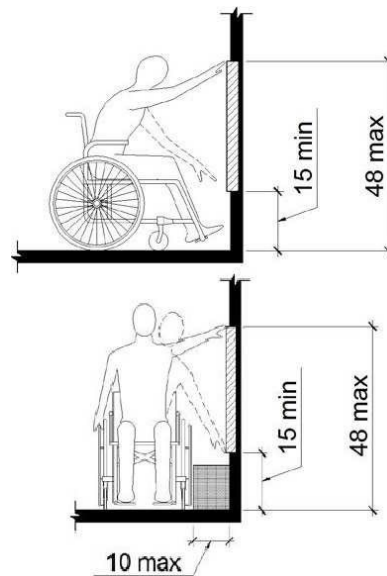
Budget Estimate: \$1,200.00

Recommendation:

Lower paper towel dispenser for all operable components to be 48" max AFF.

Barrier Priority:

3 (Moderate): Should be completed as soon as possible, but there may be other items that will provide greater access to persons with disabilities. (Includes findings that have a high financial impact on the entity in relationship to the degree of access provided).



As Built: The paper towel dispenser's operation mechanism is too high off the floor. Dispensers must have all operable parts a maximum of 48 inches above the floor.

Citation: 2010 ADAS Section 308.2.1

Where a forward reach is unobstructed, the high forward reach shall be 48 inches (1220 mm) maximum and the low forward reach shall be 15 inches (380 mm) minimum above the finish floor or ground.

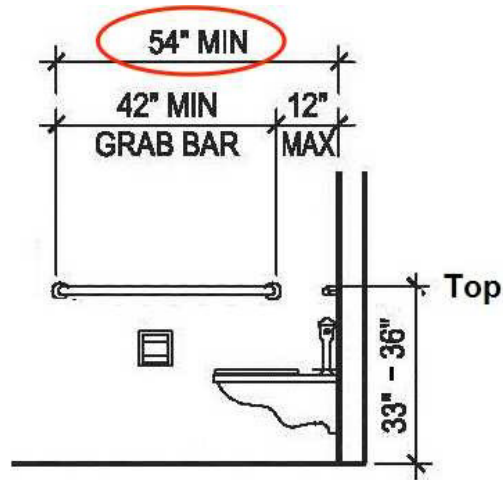
Faculty Toilet

Finding: 90

Budget Estimate: \$1,275.00

Recommendation: Move side grab bar for end to be at 54" from rear wall.

Barrier Priority: 3 (Moderate): Should be completed as soon as possible, but there may be other items that will provide greater access to persons with disabilities. (Includes findings that have a high financial impact on the entity in relationship to the degree of access provided).



As Built: The side grab bar does not extend far enough from the rear wall.

The side grab bar must extend at least 54 inches minimum beyond the rear wall and start a maximum of 12 inches from the rear wall. A 42 inch grab bar installed the maximum distance from the rear wall (12 inches) will leave the leading end 54 inches from the rear wall.

Grab bars shall be installed in a horizontal position, 33 inches minimum and 36 inches maximum above the finish floor measured to the top of the gripping surface.

Citation: 2010 ADAS Section 604.5.1

The side wall grab bar shall be 42 inches (1065 mm) long minimum, located 12 inches (305 mm) maximum from the rear wall and extending 54 inches (1370 mm) minimum from the rear wall.

Faculty Toilet

Finding: 91

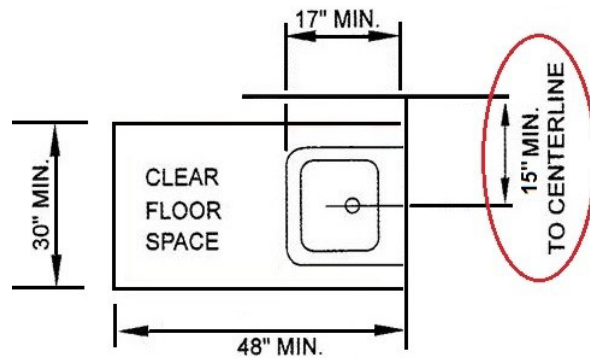
Budget Estimate: \$3,300.00

Recommendation:

Move Lavatory for center to be 15" from side wall.

Barrier Priority:

3 (Moderate): Should be completed as soon as possible, but there may be other items that will provide greater access to persons with disabilities. (Includes findings that have a high financial impact on the entity in relationship to the degree of access provided).



As Built: The lavatory is too close to the side wall.

There must be a minimum of 15 inches from the centerline of the lavatory to the nearest side wall or side partition to allow for an unobstructed 30 inches by 48 inches clear floor space.

Citation: 2010 ADAS Section 606.2

A clear floor space complying with 305, positioned for a forward approach, and knee and toe clearance complying with 306 shall be provided.

Faculty Toilet

Finding: 92

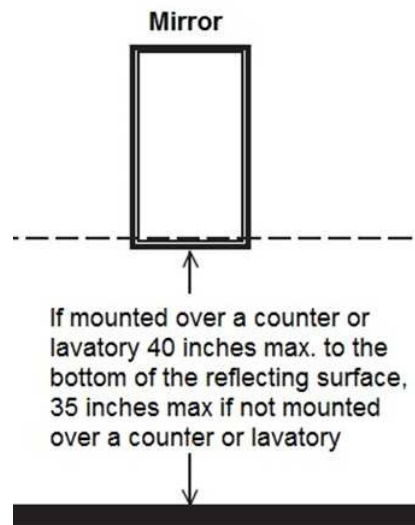
Budget Estimate: \$1,275.00

Recommendation:

Lower mirror for reflecting surface to be 40" max AFF.

Barrier Priority:

3 (Moderate): Should be completed as soon as possible, but there may be other items that will provide greater access to persons with disabilities. (Includes findings that have a high financial impact on the entity in relationship to the degree of access provided).



As Built: The mirror is mounted too high.

Mirrors must have the bottom edge of the reflecting surface a maximum of 40 inches above the floor if above a sink or counter. Mirrors not located above lavatories or countertops shall be installed with the bottom edge of the reflecting surface 35 inches maximum above the finish floor or ground.

Citation: 2010 ADAS Section 603.3

Mirrors located above lavatories or countertops shall be installed with the bottom edge of the reflecting surface 40 inches (1015 mm) maximum above the finish floor or ground. Mirrors not located above lavatories or countertops shall be installed with the bottom edge of the reflecting surface 35 inches (890 mm) maximum above the finish floor or ground.

Faculty Toilet

Finding: 93

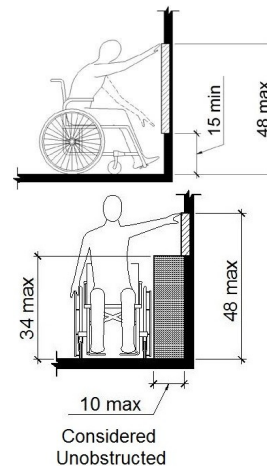
Budget Estimate: \$1,200.00

Recommendation:

Lower paper towel dispenser for all operable components to be 48" max AFF.

Barrier Priority:

3 (Moderate): Should be completed as soon as possible, but there may be other items that will provide greater access to persons with disabilities. (Includes findings that have a high financial impact on the entity in relationship to the degree of access provided).



As Built: The paper towel dispenser is not positioned correctly for either a side or front approach.

Where a clear floor or ground space allows a parallel or front approach and the side reach is unobstructed, the high side reach shall be 48 inches maximum above the finish floor or ground and the low side reach shall be 15 inches minimum above the finish floor or ground.

Citation: 2010 ADAS Section 308.2.1

Where a forward reach is unobstructed, the high forward reach shall be 48 inches (1220 mm) maximum and the low forward reach shall be 15 inches (380 mm) minimum above the finish floor or ground.

2010 ADAS Section 308.3.1

Where a clear floor or ground space allows a parallel approach to an element and the side reach is unobstructed, the high side reach shall be 48 inches (1220 mm) maximum and the low side reach shall be 15 inches (380 mm) minimum above the finish floor or ground.

Corridor Elementary Side

Finding: 94

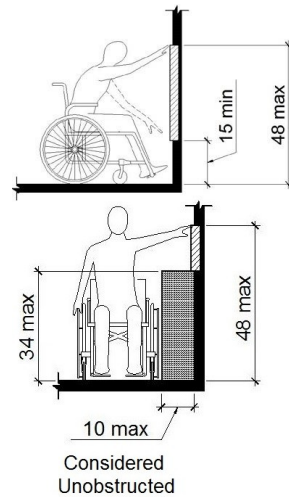
Budget Estimate: \$1,200.00

Recommendation:

Lower fire extinguisher cabinet for handle to be 48" max AFF.

Barrier Priority:

3 (Moderate): Should be completed as soon as possible, but there may be other items that will provide greater access to persons with disabilities. (Includes findings that have a high financial impact on the entity in relationship to the degree of access provided).



As Built: The fire extinguisher is not positioned correctly for either a side or front approach.

Where a clear floor or ground space allows a parallel or front approach and the side reach is unobstructed, the high side reach shall be 48 inches maximum above the finish floor or ground and the low side reach shall be 15 inches minimum above the finish floor or ground.

Citation: 2010 ADAS Section 308.2.1

Where a forward reach is unobstructed, the high forward reach shall be 48 inches (1220 mm) maximum and the low forward reach shall be 15 inches (380 mm) minimum above the finish floor or ground.

2010 ADAS Section 308.3.1

Where a clear floor or ground space allows a parallel approach to an element and the side reach is unobstructed, the high side reach shall be 48 inches (1220 mm) maximum and the low side reach shall be 15 inches (380 mm) minimum above the finish floor or ground.

Elementary School Boy's Restroom

Finding: 95

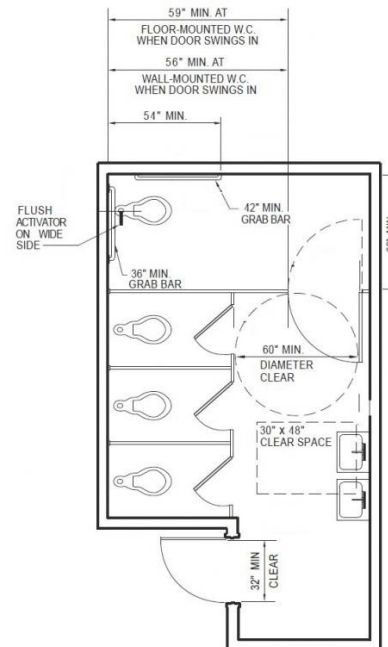

Budget Estimate: \$25,575.00

Recommendation:

Further design required to accommodate toilet compartment.

Barrier Priority:

3 (Moderate): Should be completed as soon as possible, but there may be other items that will provide greater access to persons with disabilities. (Includes findings that have a high financial impact on the entity in relationship to the degree of access provided).



As Built: The toilet compartment does not have the required minimum clear floor space or maneuvering clearances for the toilet. The restroom does not have the required minimum width and depth dimensions. Grab bars are not installed.

Citation: 2010 ADAS Section 213.2

Where toilet rooms are provided, each toilet room shall comply with 603. Where bathing rooms are provided, each bathing room shall comply with 603.

Elementary School Boy's Restroom

Finding: 96

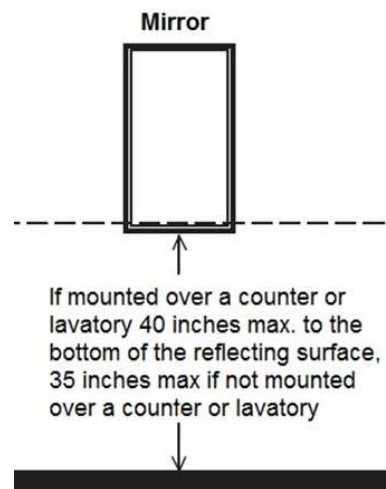

Budget Estimate: \$1,275.00

Recommendation:

Install new mirror for reflecting surface to be 40" AFF.

Barrier Priority:

3 (Moderate): Should be completed as soon as possible, but there may be other items that will provide greater access to persons with disabilities. (Includes findings that have a high financial impact on the entity in relationship to the degree of access provided).



As Built: The mirror is mounted too high.

Mirrors must have the bottom edge of the reflecting surface a maximum of 40 inches above the floor if above a sink or counter. Mirrors not located above lavatories or countertops shall be installed with the bottom edge of the reflecting surface 35 inches maximum above the finish floor or ground.

Citation: 2010 ADAS Section 603.3

Mirrors located above lavatories or countertops shall be installed with the bottom edge of the reflecting surface 40 inches (1015 mm) maximum above the finish floor or ground. Mirrors not located above lavatories or countertops shall be installed with the bottom edge of the reflecting surface 35 inches (890 mm) maximum above the finish floor or ground.

Elementary School Girl's Restroom

Finding: 97

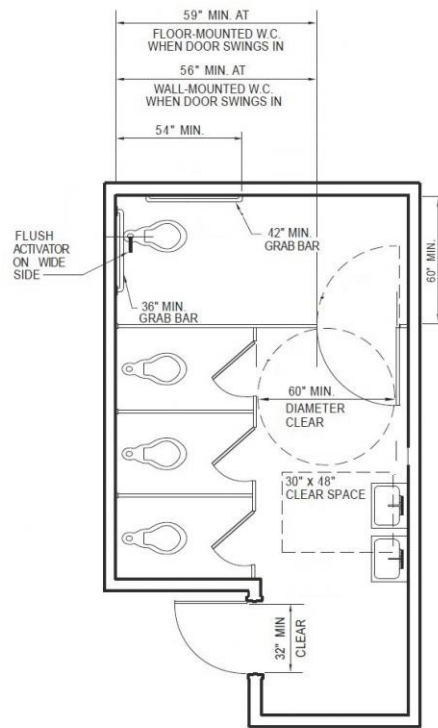
Budget Estimate: \$25,575.00

Recommendation:

Further design is required to accommodate toilet compartment.

Barrier Priority:

3 (Moderate): Should be completed as soon as possible, but there may be other items that will provide greater access to persons with disabilities. (Includes findings that have a high financial impact on the entity in relationship to the degree of access provided),



As Built: The toilet compartment does not have the required minimum clear floor space or maneuvering clearances for the toilet. The restroom does not have the required minimum width and depth dimensions. Grab bars are incorrectly installed.

Citation: 2010 ADAS Section 213.2

Where toilet rooms are provided, each toilet room shall comply with 603. Where bathing rooms are provided, each bathing room shall comply with 603.

Civil Findings

Gymnasium and Field: Lat: 36.1522800000; Long: -88.8071700000

Finding: 1


Budget Estimate: \$4,000.00

Recommendation:

Install handrails along the ramps.

Barrier Priority:

2 (Important): Should be completed as soon as possible. (Includes findings that would remove barriers to the greatest number of people to your goods and services).



As Built: Ramp slopes 11-12% from parking elevation to bleachers.

Handrails are required on both sides of all surfaces that are sloped greater than 5 percent (1:20). Handrails must be between 34 inches and 38 inches above the ramp surface, must extend beyond the top and bottom of the ramp 12 inches and be parallel to the floor or ground surface. The diameter of the handrails must be between 1 inches and 2 inches in cross-sectional nominal dimension for circular handrails and handrail gripping surfaces with a non-circular cross section shall have a perimeter dimension of 4 inches minimum and 6 inches maximum, and a cross-section dimension of 2 inches maximum. The clear space between handrails and walls must be 1-1/2 inches minimum.

Citation: 2010 ADAS Section 505.1

Handrails provided along walking surfaces complying with 403, required at ramps complying with 405, and required at stairs complying with 504 shall comply with 505.

Gymnasium and Field: Lat: 36.1519700000; Long: -88.8064300000

Finding: 2


Budget Estimate: \$4,000.00

Recommendation:

Install handrails along the ramps.

Barrier Priority:

2 (Important): Should be completed as soon as possible. (Includes findings that would remove barriers to the greatest number of people to your goods and services).



As Built: Ramp slopes 16% from covered walkway between buildings to concessions.

Handrails are required on both sides of all surfaces that are sloped greater than 5 percent (1:20). Handrails must be between 34 inches and 38 inches above the ramp surface, must extend beyond the top and bottom of the ramp 12 inches and be parallel to the floor or ground surface. The diameter of the handrails must be between 1 inches and 2 inches in cross-sectional nominal dimension for circular handrails and handrail gripping surfaces with a non-circular cross section shall have a perimeter dimension of 4 inches minimum and 6 inches maximum, and a cross-section dimension of 2 inches maximum. The clear space between handrails and walls must be 1-1/2 inches minimum.

Citation: 2010 ADAS Section 505.1

Handrails provided along walking surfaces complying with 403, required at ramps complying with 405, and required at stairs complying with 504 shall comply with 505.

Gymnasium and Field: Lat: 36.1518600000; Long: -88.8065900000

Finding: 3


Budget Estimate: \$8,000.00

Recommendation:

Install handrails along both sides of all the ramps.

Barrier Priority:

2 (Important): Should be completed as soon as possible. (Includes findings that would remove barriers to the greatest number of people to your goods and services).



As Built: There are multiple locations where ramps exceed 10% Ramps into concessions/restrooms are 17%, handrail provided on one side. The grade of the pedestrian access route is too steep.

Where pedestrian access routes are not contained within a street or highway right-of-way, the grade of pedestrian access routes shall be 5 percent maximum.

Citation: 2011 PROWAG Section R302.5

Except as provided in R302.5.1, where pedestrian access routes are contained within a street or highway right-of-way, the grade of pedestrian access routes shall not exceed the general grade established for the adjacent street or highway. Where pedestrian access routes are not contained within a street or highway right-of-way, the grade of pedestrian access routes shall be 5 percent maximum.

Advisory R302.5 Grade.

The grade requirements in R302.5 apply to sidewalks and other pedestrian circulation paths, pedestrian street crossings and at-grade rail crossings, and pedestrian overpasses and underpasses and similar structures (see R302.2). The grade of the pedestrian access route is measured parallel to the direction of pedestrian travel. Running slope requirements are contained in R304.2.2 for perpendicular curb ramps, in R304.3.2 for parallel curb ramps, in R304.4. 1 for blended transitions, and in R407.2 for ramps.

Gymnasium and Field: Lat: 36.1518100000; Long: -88.8063600000

Finding: 4

Budget Estimate: \$500.00

Recommendation:

Replace approximately 10x20' of concrete/asphalt.

Barrier Priority:

2 (Important): Should be completed as soon as possible. (Includes findings that would remove barriers to the greatest number of people to your goods and services).



As Built: There is excessive cracking and settling with patched, mounded asphalt.

The surfaces of pedestrian access routes and elements and spaces along the pedestrian access route that are required to be accessible that connect to pedestrian access routes shall be firm, stable, and slip resistant.

Citation: 2011 PROWAG Section R302. 7

The surfaces of pedestrian access routes and elements and spaces required to comply with R302. 7 that connect to pedestrian access routes shall be firm, stable, and slip resistant and shall comply with R302. 7.

Gymnasium and Field: Lat: 36.1517800000; Long: -88.8070200000

Finding: 5

Budget Estimate: \$800.00

Recommendation:

Provide ramp onto elevated bleachers and a hard-surfaced landing next to lower-level bleachers.

Barrier Priority:

1 (High): Should be completed immediately. (Includes findings that have little or no cost, were in violation of the codes at the time of construction or pose an imminent safety threat).



Number of Seats	Minimum Number of Required Wheelchair Spaces
4 to 25	1
26 to 50	2
51 to 150	4
151 to 300	5
301 to 500	6
501 to 5000	6, plus 1 for each 150, or fraction thereof, between 501 through 5000
5001 and over	36, plus 1 for each 200, or fraction thereof, over 5000

As Built: The paved route provided to visitor’s side has no ramp onto elevated bleachers and no compliant landing/seating for users on lower-level bleachers. Wheelchair spaces shall be provided in assembly areas with fixed seating based on number of available seats in figure.

Citation: 2010 ADAS Section 221.2

Wheelchair spaces complying with 22 1.2 shall be provided in assembly areas with fixed seating.

2010 ADAS Section 221.2.1.1

Wheelchair spaces complying with 802.1 shall be provided in accordance with Table 22 1.2.1.1.

Gymnasium and Field: Lat: 36.1522800000; Long: -88.8071700000

Finding: 6

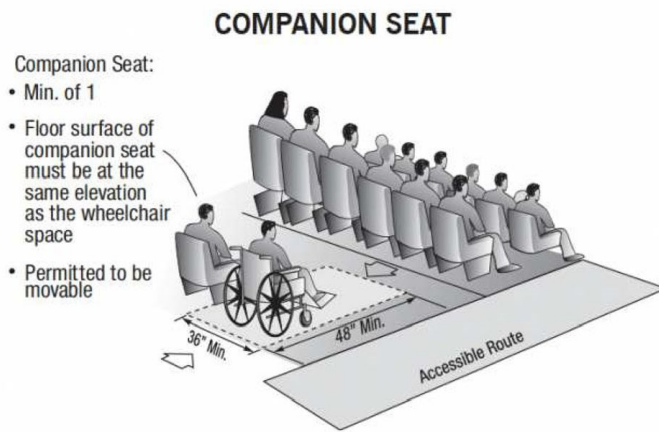
Budget Estimate: \$1,000.00

Recommendation:

Provide access and wheelchair space at both team areas.

Barrier Priority:

2 (Important): Should be completed as soon as possible. (Includes findings that would remove barriers to the greatest number of people to your goods and services).



Courtesy ©Builder's Book, Inc.

As Built: An accessible wheelchair space is not provided in the team/player seating area.

At least one wheelchair space shall be provided in team or player seating areas serving areas of sport activity.

Citation: 2010 ADAS Section 221.2 .1.4

At least one wheelchair space complying with 802.1 shall be provided in team or player seating areas serving areas of sport activity

Elementary Entrance and Parking: Lat: 36.1522800000; Long: -88.8071700000

Finding: 7

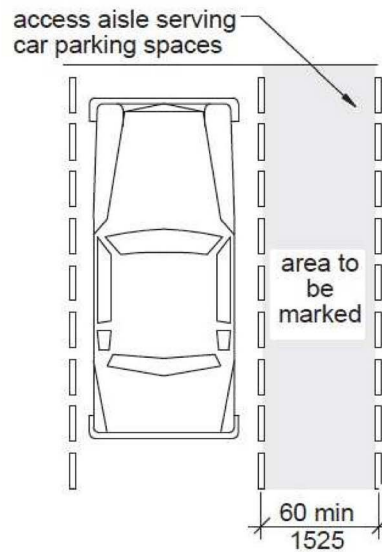
Budget Estimate: \$1,200.00

Recommendation:

Provide access aisle between spaces, relocate curb ramp to serve access aisle.

Barrier Priority:

1 (High): Should be completed immediately. (Includes findings that have little or no cost, were in violation of the codes at the time of construction or pose an imminent safety threat).



As Built: There are two spaces provided with no access aisles.

Access aisles serving parking spaces shall adjoin an accessible route. Two parking spaces shall be permitted to share a common access aisle.

Citation: 2010 ADAS Section 502.2

Car parking spaces shall be 96 inches (2440 mm) wide minimum and van parking spaces shall be 132 inches (3350 mm) wide minimum, shall be marked to define the width, and shall have an adjacent access aisle complying with 502.3.

Elementary Entrance and Parking: Lat: 36.1522800000; Long: -88.8071700000

Finding: 8

Budget Estimate: \$25.00

Recommendation:

Signs shall be 60 inches minimum above the finish floor or ground surface measured to the bottom of the sign.

Barrier Priority:

4 (Low): Should be completed as soon as possible due to being a technical violation but may not result in providing greater access to persons with disabilities. (Includes findings that are technically violations but provide a moderate to low increase in accessibility compared to the financial impact on the entity).



As Built: The parking sign is mounted too low.

Parking space identification signs shall include the International Symbol of Accessibility. Signs identifying van parking spaces shall contain the designation "van accessible."

Citation: 2010 ADAS Section 502.6

Parking space identification signs shall include the International Symbol of Accessibility complying with 703.7.2.1. Signs identifying van parking spaces shall contain the designation "van accessible." Signs shall be 60 inches (1525 mm) minimum above the finish floor or ground surface measured to the bottom of the sign.

Elementary Entrance and Parking: Lat: 36.1522800000; Long: -88.8071700000

Finding: 9

Budget Estimate: \$2,500.00

Recommendation:

Provide striping, access aisles and signage for accessible parking on shortest route to entrance(s)

Barrier Priority: 1

(High): Should be completed immediately. (Includes findings that have little or no cost, were in violation of the codes at the time of construction, or pose an imminent safety threat).



Total Number of Parking Spaces	Minimum Number of Required Accessible Parking Spaces
1 to 25	1
26 to 50	2
51 to 75	3
76 to 100	4
101 to 150	5
151 to 200	6
201 to 300	7
301 to 400	8
401 to 500	9
501 to 1000	2 percent of total
1001 and over	20, plus 1 for each 100, or fraction thereof, over 1000

As Built: This lot is associated with a large lot across the street that has no accessible stalls. The lot serves as primary entrance to the Elementary and High School. There are no van accessible parking stalls.

1 in every 6, minimum of one, required accessible stalls must be a van accessible stall.

There are a total of (96) parking stalls in the parking lot that could be reasonably associated with this facility. There should be a minimum of (4) accessible stalls with a minimum of (1) being designed as van accessible.

Citation: 2010 ADAS Section 208.2

Parking spaces complying with 502 shall be provided in accordance with Table 208.2 except as required by 208.2.1, 208.2.2, and 208.2.3. Where more than one parking facility is provided on a site, the number of accessible spaces provided on the site shall be calculated according to the number of spaces required for each parking facility.

2010 ADAS Section 208.2.4

For every six or fraction of six parking spaces required by 208.2 to comply with 502, at least one shall be a van parking space complying with 502.

Elementary Entrance and Parking: Lat: 36.1522800000; Long: -88.8071700000

Finding: 10

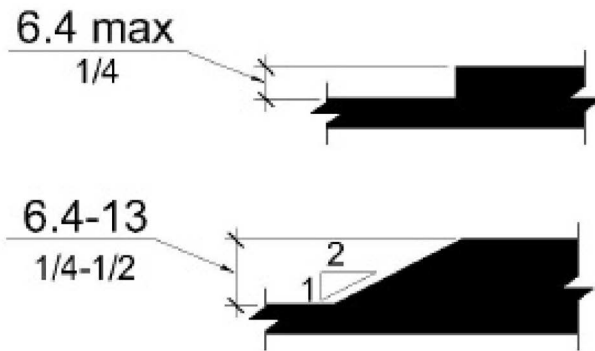
Budget Estimate: \$250.00

Recommendation:

Replace 5'x5'.

Barrier Priority:

2 (Important): Should be completed as soon as possible. (Includes findings that would remove barriers to the greatest number of people to your goods and services).



As Built: The surface of the pedestrian access route has vertical discontinuities greater than 1/2 inch or between 1/4 inch and 1/2 inch that are not beveled.

Vertical surface discontinuities shall be 0.5 inch maximum. Vertical surface discontinuities between 0.25 inch and 0.5 inch shall be beveled with a slope not steeper than 50 percent. The bevel shall be applied across the entire vertical surface discontinuity.

Citation: 2011 PROWAG Section R302.7.2

Vertical surface discontinuities shall be 13 mm (0.5 in) maximum. Vertical surface discontinuities between 6.4 mm (0.25 in) and 13 mm (0.5 in) shall be beveled with a slope not steeper than 50 percent. The bevel shall be applied across the entire vertical surface discontinuity. Advisory R302.7.2 Vertical Surface Discontinuities. The allowance for vertical surface discontinuities is for occasional expansion joints and objects such as utility covers, vault frames, and gratings that cannot be located in another portion of the sidewalk outside the pedestrian access route. However, objects such as utility covers, vault frames, and gratings should not be located on curb ramp runs, blended transitions, turning spaces, or gutter areas within the pedestrian access route. This may not always be possible in alterations, but should be avoided wherever possible. Vertical surface discontinuities between unit pavers should be minimized.

Elementary Entrance and Parking: Lat: 36.1522800000; Long: -88.8071700000

Finding: 11

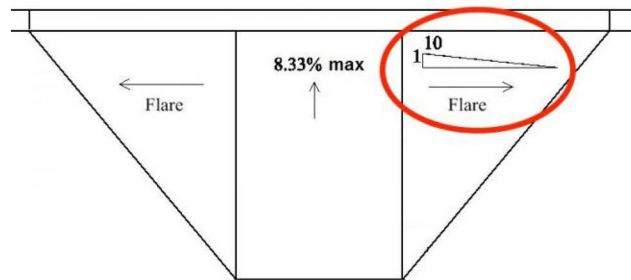

Budget Estimate: Cost covered in finding 12.

Recommendation:

Replace the ramp along the curb.

Barrier Priority:

3 (Moderate): Should be completed as soon as possible, but there may be other items that will provide greater access to persons with disabilities. (Includes findings that have a high financial impact on the entity in relationship to the degree of access provided).



As Built: The curb ramp side flares are at 33%, which is too steep.

The sides of curb ramps (curb ramp flares) where provided, shall not be steeper than 1:10.

Citation: 2010 ADAS Section 406.3

Where provided, curb ramp flares shall not be steeper than 1:10

Elementary Entrance and Parking; Lat: 36.1522800000, Long: -88.8071700000

Finding: 12

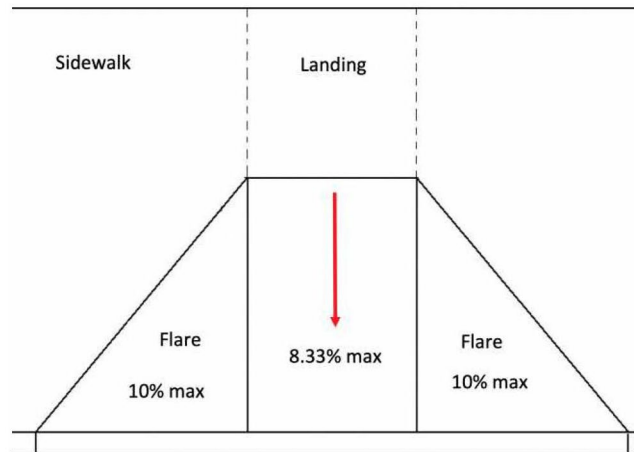

Budget Estimate: \$1,500.00

Recommendation:

Replace the ramp. Ensure slopes are not exceeded on ramp and flares and that a landing is provided at top of ramp that is less than 2%.

Barrier Priority:

2 (Important): Should be completed as soon as possible. (Includes findings that would remove barriers to the greatest number of people to your goods and services).



As Built: The curb ramp slope is at 10.8%, which exceeds the maximum running slope (Parallel to the direction of travel) allowable of 8.33%.

Curb ramps should have the least possible slope but in no case more than 8.3% (1:12).

Citation: 2010 ADAS Section 406.1

Curb ramps on accessible routes shall comply with 406, 405.2 through 405.5, and 405.10.

Elementary Entrance and Parking: Lat: 36.1524700000; Long: -88.8069500000

Finding: 13

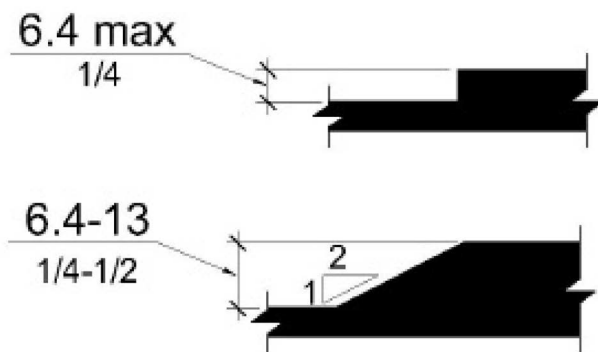
Budget Estimate: \$2,000.00

Recommendation:

Replace approximately 300 SF of the pedestrian access route.

Barrier Priority:

3 (Moderate): Should be completed as soon as possible, but there may be other items that will provide greater access to persons with disabilities. (Includes findings that have a high financial impact on the entity in relationship to the degree of access provided).



As Built: The surface of the pedestrian access route has vertical discontinuities greater than 1/2 inch or between 1/4 inch and 1/2 inch that are not beveled.

Vertical surface discontinuities shall be 0.5 inch maximum. Vertical surface discontinuities between 0.25 inch and 0.5 inch shall be beveled with a slope not steeper than 50 percent. The bevel shall be applied across the entire vertical surface discontinuity.

Citation: 2011 PROWAG Section R302.7.2

Vertical surface discontinuities shall be 13 mm (0.5 in) maximum. Vertical surface discontinuities between 6.4 mm (0.25 in) and 13 mm (0.5 in) shall be beveled with a slope not steeper than 50 percent. The bevel shall be applied across the entire vertical surface discontinuity. Advisory R302.7.2 Vertical Surface Discontinuities. The allowance for vertical surface discontinuities is for occasional expansion joints and objects such as utility covers, vault frames, and gratings that cannot be located in another portion of the sidewalk outside the pedestrian access route. However, objects such as utility covers, vault frames, and gratings should not be located on curb ramp runs, blended transitions, turning spaces, or gutter areas within the pedestrian access route. This may not always be possible in alterations, but should be avoided wherever possible. Vertical surface discontinuities between unit pavers should be minimized.

High School Sidewalks and Entrances: Lat: 36.1522800000; Long: -88.8071700000

Finding: 14

Budget Estimate: \$2,000.00

Recommendation:

Replace panels to stay within 2% and 5% requirements.

Barrier Priority:

4 (Low): Should be completed as soon as possible due to being a technical violation but may not result in providing greater access to persons with disabilities. (Includes findings that are technically violations but provide a moderate to low increase in accessibility compared to the financial impact on the entity).



As Built: From the steps at street crossing to the side entrance of the high school to flagpole, running slope exceeds 5% and cross slope exceeds 2% on various panels. The grade of the pedestrian access route is too steep.

Where pedestrian access routes are not contained within a street or highway right-of-way, the grade of pedestrian access routes shall be 5 percent maximum.

Citation: 2011 PROWAG Section R302.5

Except as provided in R302.5.1, where pedestrian access routes are contained within a street or highway right-of-way, the grade of pedestrian access routes shall not exceed the general grade established for the adjacent street or highway. Where pedestrian access routes are not contained within a street or highway right-of-way, the grade of pedestrian access routes shall be 5 percent maximum.

Advisory R302.5 Grade. The grade requirements in R302.5 apply to sidewalks and other pedestrian circulation paths, pedestrian street crossings and at-grade rail crossings, and pedestrian overpasses and underpasses and similar structures (see R302.2). The grade of the pedestrian access route is measured parallel to the direction of pedestrian travel. Running slope requirements are contained in R304.2.2 for perpendicular curb ramps, in R304.3.2 for parallel curb ramps, in R304.4. 1 for blended transitions, and in R407.2 for ramps.

High School Sidewalks and Entrances: Lat: 36.1529800000; Long: -88.8076400000

Finding: 15

Budget Estimate: \$50.00

Recommendation:

N/A – Refer to findings.

Barrier Priority:

2 (Important): Should be completed as soon as possible. (Includes findings that would remove barriers to the greatest number of people to your goods and services).



As Built: The entrance is not accessible and is missing signage. An identification sign identifying that this entrance is not accessible and directional signage pointing in the direction to the accessible entrance is required.

When a directional sign is required, it should be located to minimize backtracking. In some cases, this could mean locating a sign at the beginning of a route, not just at the inaccessible entrances to a building.

Citation: 2010 ADAS Section 216.6

Where not all entrances comply with 404, entrances complying with 404 shall be identified by the International Symbol of Accessibility complying with 703.7.2.1. Directional signs complying with 703.5 that indicate the location of the nearest entrance complying with 404 shall be provided at entrances that do not comply with 404.

High School Sidewalks and Entrances: Lat: 36.1522800000; Long: -88.8071700000

Finding: 16

Budget Estimate: \$2,500.00

Recommendation:

Replace approximately 70'x5' of the pedestrian access route.

Barrier Priority:

2 (Important): Should be completed as soon as possible. (Includes findings that would remove barriers to the greatest number of people to your goods and services).



As Built: The cross slope of the pedestrian access route varies 4-5.9%, which is excessive.

The cross slope of pedestrian access routes shall be 2 percent maximum.

Citation: 2011 PROWAG Section R302.6

Except as provided in R302.6.1 and R302.6.2 (Pedestrian Street Crossings Without Yield or Stop Control and Midblock Pedestrian Street Crossings), the cross slope of pedestrian access routes shall be 2 percent maximum.

Advisory R302.6 Cross Slope. The cross slope requirements in R302.6 apply to sidewalks and other pedestrian circulation paths, pedestrian street crossings and at-grade rail crossings, and pedestrian overpasses and underpasses and similar structures (see R302.2). The cross slope of the pedestrian access route is measured perpendicular to the direction of pedestrian travel. Cross slope requirements are contained in R304.5.3 for curb ramps and blended transitions, and in R407.3 for ramps.

High School Sidewalks and Entrances: Lat: 36.1528700000; Long: -88.8078300000

Finding: 17

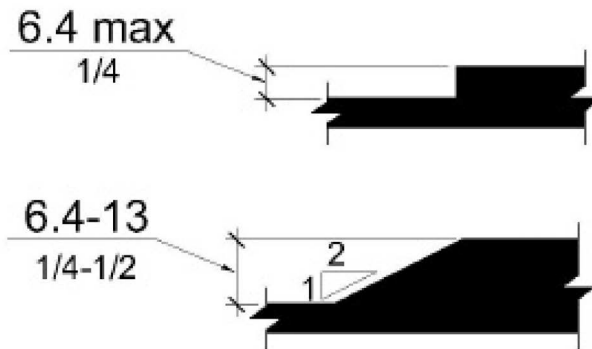
Budget Estimate: \$250.00

Recommendation:

Replace approximately 5'x5' of the pedestrian access route.

Barrier Priority:

3 (Moderate): Should be completed as soon as possible, but there may be other items that will provide greater access to persons with disabilities. (Includes findings that have a high financial impact on the entity in relationship to the degree of access provided).



As Built: The surface of the pedestrian access route has vertical discontinuities greater than 1/2 inch or between 1/4 inch and 1/2 inch that are not beveled.

Vertical surface discontinuities shall be 0.5 inch maximum. Vertical surface discontinuities between 0.25 inch and 0.5 inch shall be beveled with a slope not steeper than 50 percent. The bevel shall be applied across the entire vertical surface discontinuity.

Citation: 2011 PROWAG Section R302.7.2

Vertical surface discontinuities shall be 13 mm (0.5 in) maximum. Vertical surface discontinuities between 6.4 mm (0.25 in) and 13 mm (0.5 in) shall be beveled with a slope not steeper than 50 percent. The bevel shall be applied across the entire vertical surface discontinuity. Advisory R302.7.2 Vertical Surface Discontinuities. The allowance for vertical surface discontinuities is for occasional expansion joints and objects such as utility covers, vault frames, and gratings that cannot be located in another portion of the sidewalk outside the pedestrian access route. However, objects such as utility covers, vault frames, and gratings should not be located on curb ramp runs, blended transitions, turning spaces, or gutter areas within the pedestrian access route. This may not always be possible in alterations, but should be avoided wherever possible. Vertical surface discontinuities between unit pavers should be minimized.

Large Lot Across from High School: Lat: 36.1522800000; Long: -88.8071700000

Finding: 18

Budget Estimate: \$4,000.00

Recommendation:

Provide sidewalk through driveway, keeping slope less than 2% cross.

Barrier Priority:

3 (Moderate): Should be completed as soon as possible, but there may be other items that will provide greater access to persons with disabilities. (Includes findings that have a high financial impact on the entity in relationship to the degree of access provided).



As Built: The cross slope of the pedestrian access route is 8.4%, which is excessive.

The cross slope of pedestrian access routes shall be 2 percent maximum.

Citation: 2011 PROWAG Section R302.6

Except as provided in R302.6.1 and R302.6.2 (Pedestrian Street Crossings Without Yield or Stop Control and Midblock Pedestrian Street Crossings), the cross slope of pedestrian access routes shall be 2 percent maximum.

Advisory R302.6 Cross Slope. The cross slope requirements in R302.6 apply to sidewalks and other pedestrian circulation paths, pedestrian street crossings and at-grade rail crossings, and pedestrian overpasses and underpasses and similar structures (see R302.2). The cross slope of the pedestrian access route is measured perpendicular to the direction of pedestrian travel. Cross slope requirements are contained in R304.5.3 for curb ramps and blended transitions, and in R407.3 for ramps.

Large Lot Across from High School: Lat: 36.1530500000; Long: -88.8072800000

Finding: 19

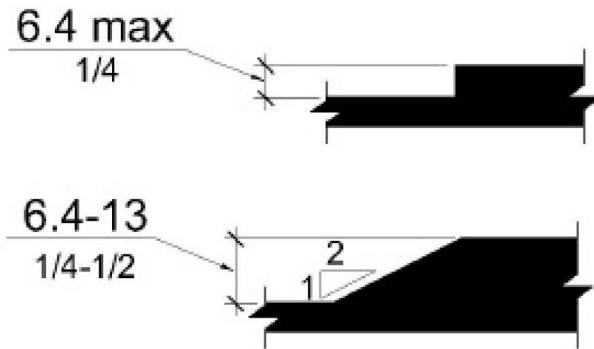
Budget Estimate: Cost covered in finding 18.

Recommendation:

Replace sidewalk through driveway to ensure flush condition and less than 2% cross slope.

Barrier Priority:

3 (Moderate): Should be completed as soon as possible, but there may be other items that will provide greater access to persons with disabilities. (Includes findings that have a high financial impact on the entity in relationship to the degree of access provided).



As Built: The surface of the pedestrian access route has vertical discontinuities greater than 1/2 inch or between 1/4 inch and 1/2 inch that are not beveled.

Vertical surface discontinuities shall be 0.5 inch maximum. Vertical surface discontinuities between 0.25 inch and 0.5 inch shall be beveled with a slope not steeper than 50 percent. The bevel shall be applied across the entire vertical surface discontinuity.

Citation: 2011 PROWAG Section R302.7.2

Vertical surface discontinuities shall be 13 mm (0.5 in) maximum. Vertical surface discontinuities between 6.4 mm (0.25 in) and 13 mm (0.5 in) shall be beveled with a slope not steeper than 50 percent. The bevel shall be applied across the entire vertical surface discontinuity. Advisory R302.7.2 Vertical Surface Discontinuities. The allowance for vertical surface discontinuities is for occasional expansion joints and objects such as utility covers, vault frames, and gratings that cannot be located in another portion of the sidewalk outside the pedestrian access route. However, objects such as utility covers, vault frames, and gratings should not be located on curb ramp runs, blended transitions, turning spaces, or gutter areas within the pedestrian access route. This may not always be possible in alterations, but should be avoided wherever possible. Vertical surface discontinuities between unit pavers should be minimized.

Large Lot Across from High School: Lat: 36.1529900000; Long: -88.8076100000

Finding: 20

Budget Estimate: \$1,000.00

Recommendation:

Provide curb ramps at all street crossings.

Barrier Priority:

1 (High): Should be completed immediately. (Includes findings that have little or no cost, were in violation of the codes at the time of construction, or pose an imminent safety threat).



As Built: There is no pedestrian access route at the street crossing.

A curb ramp, blended transition, or a combination of curb ramps and blended transitions shall connect the pedestrian access routes at each pedestrian street crossing. The curb ramp (excluding any flared sides) or blended transition shall be contained wholly within the width of the pedestrian street crossing served.

Citation: 2011 PROWAG Section R207.1

A curb ramp, blended transition, or a combination of curb ramps and blended transitions complying with R304 (Curb Ramps and Blended Transitions) shall connect the pedestrian access routes at each pedestrian street crossing. The curb ramp (excluding any flared sides) or blended transition shall be contained wholly within the width of the pedestrian street crossing served.

Playground: Lat: 36.1518200000; Long: -88.8072200000

Finding: 21

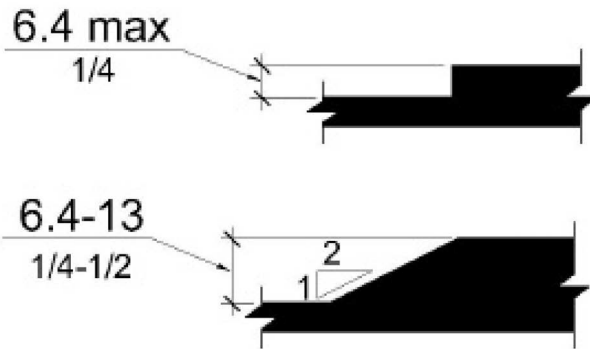
Budget Estimate: \$200.00

Recommendation:

Ensure ramp transition is less than 1/4" high.

Barrier Priority:

2 (Important): Should be completed as soon as possible. (Includes findings that would remove barriers to the greatest number of people to your goods and services).



As Built: The surface of the pedestrian access route has vertical discontinuities greater than 1/2 inch or between 1/4 inch and 1/2 inch that are not beveled.

Vertical surface discontinuities shall be 0.5 inch maximum. Vertical surface discontinuities between 0.25 inch and 0.5 inch shall be beveled with a slope not steeper than 50 percent. The bevel shall be applied across the entire vertical surface discontinuity.

Citation: Vertical surface discontinuities shall be 13 mm (0.5 in) maximum. Vertical surface discontinuities between 6.4 mm (0.25 in) and 13 mm (0.5 in) shall be beveled with a slope not steeper than 50 percent. The bevel shall be applied across the entire vertical surface discontinuity. Advisory R302.7.2 Vertical Surface Discontinuities. The allowance for vertical surface discontinuities is for occasional expansion joints and objects such as utility covers, vault frames, and gratings that cannot be located in another portion of the sidewalk outside the pedestrian access route. However, objects such as utility covers, vault frames, and gratings should not be located on curb ramp runs, blended transitions, turning spaces, or gutter areas within the pedestrian access route. This may not always be possible in alterations but should be avoided wherever possible. Vertical surface discontinuities between unit pavers should be minimized.

PROJECT & BUDGET RECOMMENDATIONS

FINDINGS & RECOMMENDATIONS – GREENFIELD SCHOOL

The existing Greenfield School has significant ADA compliance deficiencies. After discussion with the City, the decision was made to provide an accessible entryway, to provide access to the reception counters, to provide a compliant public restroom, and to lower specific fire extinguishers, fire alarm pulls, light switches, alarm pads, defibrillators and thermostats throughout the building. The remainder of the facility will remain as currently designed.

PRIORITY 1 (High)			
Estimated Cost	Location	Finding	Distress / Description / Recommendation
\$5,500.00	Total		
\$800.00	Gymnasium and Field	5	Provide ramp onto elevated bleachers and a hard-surfaced landing next to lower level bleachers.
\$1,200.00	Elementary Entrance and Parking	7	Provide access aisle between spaces, relocate curb ramp to serve access aisle.
\$2,500.00	Elementary Entrance and Parking	9	Provide striping, access aisles and signage for accessible parking on shortest route to entrance(s).
\$1,000.00	Large Lot Across from High School	20	Provide curb ramps at all street crossings.

PRIORITY 2 (Important)			
Estimated Cost	Location	Finding	Distress / Description / Recommendation
\$23,275.00	Total		
\$1,275.00	General	5	Install lever locksets on all doors.
\$4,000.00	Gymnasium and Field	1	Install handrails along the ramps.
\$4,000.00	Gymnasium and Field	2	Install handrails along the ramps.
\$8,000.00	Gymnasium and Field	3	Install handrails along both sides of the ramps.
\$500.00	Gymnasium and Field	4	Replace approximately 10x20' of concrete/asphalt.
\$1,000.00	Gymnasium and Field	6	Provide access and a wheelchair space at both team areas.

\$250.00	Elementary Entrance and Parking	10	Replace 5'x5'
\$1,500.00	Elementary Entrance and Parking	12	Replace the ramp. Ensure slopes are not exceeded on ramp and flares and that a landing is provided at top of ramp that is less than 2%.
\$50.00	High School Sidewalks and Entrances	15	N/A – Refer to findings.
\$2,500.00	High School Sidewalks and Entrances	16	Replace approximately 70'x5' of the pedestrian access route.
\$200.00	Playground	21	Ensure ramp transition is less than 1/4" high.

PRIORITY 3 (Moderate)			
Estimated Cost	Location	Finding	Distress / Description / Recommendation
\$535,762.00	Total		
\$18,187.50	Reception	1	Cut out 3' (width) section and replace with new counter at 36" AFF with minimum 17" countertop overhang depth.
Included in Finding 1	Reception	2	Cut out 3' (width) section and replace with new counter at 36" AFF with minimum 17" countertop overhang depth.
\$1,950.00	Reception	3	Lower thermostat for all operable components to be 48" max AFF.
\$1,950.00	General	4	Lower all switches throughout building to 48" max AFF to top of switch.
\$1,275.00	Nurse's Room	6	Remove existing 30" door opening and install new 36" door and frame.
\$3,300.00	Nurse's Room	7	Further design required to accommodate lavatory.
\$1,275.00	Nurse's Room	8	Lower mirror for reflecting surface to be 40" max AFF.
\$0.00	Nurse's Room	9	Included in Finding 9.
\$1,950.00	Lobby	10	Lower fire pull for top of pull component to be 48" max AFF.
\$18,175.50	Lobby	11	Cut out 3' (width) section and replace with new counter at 36" AFF with minimum 17" countertop overhang depth.
\$18,175.50	Lobby	12	Cut out 3' (width) section and replace with new counter at 36" AFF with minimum 17" countertop overhang depth.
\$1,950.00	Corridor	13	Lower thermostat for all operable components to be 48" max AFF.

PRIORITY 3 (Moderate)			
\$1,200.00	Corridor	14	Lower fire extinguisher for handle to be 48" max AFF.
\$1,200.00	Corridor	15	Lower defibrillator cabinet for handle to be 48" max AFF.
\$1,950.00	Corridor	16	Lower Fire for pull to be 48" max AFF.
\$1,200.00	Corridor	17	Lower fire extinguisher for handle to be 48" max AFF.
\$1,950.00	Corridor	18	Lower thermostat for all operable components to be 48" max AFF.
\$1,950.00	Corridor	19	Lower Fire for pull to be 48" max AFF.
\$20,725.00	Corridor	20	Install new drinking fountain at wheelchair accessible height.
\$1,200.00	Corridor	21	Lower fire extinguisher cabinet for handle to be 48" max AFF.
\$1,950.00	Corridor	22	Lower thermostat for all operable components to be 48" max AFF.
\$1,950.00	Corridor	23	Lower fire extinguisher for handle to be 48" max AFF.
\$1,950.00	Corridor	24	Lower thermostat for all operable components to be 48" max AFF.
\$1,200.00	Corridor	25	Lower fire extinguisher for handle to be 48" max AFF.
\$1,950.00	Corridor	26	Lower Fire for pull to be 48" max AFF.
\$1,950.00	Corridor	27	Lower thermostat for all operable components to be 48" max AFF.
\$1,950.00	Corridor	28	Lower thermostat for all operable components to be 48" max AFF.
\$1,950.00	Gymnasium	29	Lower thermostat for all operable components to be 48" max AFF.
\$1,200.00	Gymnasium	30	Lower fire extinguisher cabinet for handle to be 48" max AFF.
\$1,950.00	Gymnasium	31	Lower switch for top to be 48" max AFF.
\$1,950.00	Gymnasium	32	Lower Fire for pull to be 48" max AFF.
\$1,200.00	Stage Loading	33	Lower fire extinguisher cabinet for handle to be 48" max AFF.
\$1,950.00	Stage Loading	34	Lower thermostat for all operable components to be 48" max AFF.
\$1,950.00	Stage Loading	35	Lower dimmer switches for all operable components to be 48" max AFF.
\$22,550.00	Boy's Locker Room	36	Further design required to accommodate turning space.
\$20,725.00	Boy's Locker Room	37	Install new drinking fountain to have required knee space.
\$1,200.00	Boy's Locker Room	38	Install new drainpipe insulation.

PRIORITY 3 (Moderate)			
\$1,275.00	Boy's Locker Room	39	Lower mirror for reflecting surface to be 40".
\$2,400.00	Boy's Locker Room	40	Provide smooth transition into shower area.
\$27,393.00	Boy's Locker Room	41	Further design required to accommodate shower.
\$1,275.00	Boy's Locker Room	42	Install new grab bar.
\$9,750.00	Boy's Locker Room	43	Further design required to accommodate exit route.
\$25,575.00	Boy's Locker Room	44	Further design required to accommodate required dimensions.
Included in Finding 44	Boy's Locker Room	45	Further design required to accommodate required dimensions.
\$22,500.00	Girl's Locker Room	46	Further design required to accommodate locker room entrance.
\$1,200.00	Girl's Locker Room	47	Install new drainpipe insulation.
\$1,275.00	Girl's Locker Room	48	Lower mirror for reflecting surface to be 40" max AFF.
\$1,200.00	Girl's Locker Room	49	Lower paper towel dispenser for all operable components to be 48" max AFF.
\$22,500.00	Girl's Locker Room	50	Further design required to accommodate home locker room.
\$6,900.00	Gym Men's Restroom	51	Further design required to accommodate required compartment dimensions.
\$27,393.00	Gym Men's Restroom	52	Demo and install ADA compliant stall.
\$13,050.00	Gym Women's Restroom	53	Further design required to accommodate toilet compartment.
\$1,275.00	Gym Women's Restroom	54	Lower mirror for reflecting surface to be 40" max AFF.
\$1,200.00	Gym Women's Restroom	55	Lower paper towel dispenser for all operable components to be 48" max AFF.
\$5,700.00	Lounge Area	56	Install new wall mounted countertop with sink. Rim of sink to be 34" max AFF.
Included in Finding 56	Lounge Area	57	Install new wall mounted countertop with sink. Rim of sink to be 34" max AFF.
\$1,200.00	Lounge Area	58	Re-locate and lower paper towel dispenser for all operable components to be 48" max AFF.
\$13,050.00	Girl's Restroom	59	Further design required to accommodate proper sized accessible toilet compartment.
\$3,300.00	Girl's Restroom	60	Install new wall mounted countertop with sink. Rim of sink to be 34" max AFF.

PRIORITY 3 (Moderate)			
\$1,275.00	Girl's Restroom	61	Lower mirror for reflecting surface to be 40" max AFF.
\$1,200.00	Girl's Restroom	62	Lower paper towel dispenser for all operable components to be 48" max AFF.
\$25,575.00	Boy's Restroom	63	Further design is necessary.
\$3,300.00	Boy's Restroom	64	Further design is necessary.
\$1,275.00	Boy's Restroom	65	Lower mirror for reflecting surface to be 40" max AFF.
\$0.00	Men's Facility	66	Cannot make this compliant.
\$16,050.00	Women's Facility	67	Further design required to accommodate women's faculty restroom.
\$1,200.00	Cafeteria	68	Lower fire extinguisher for handle to be 48" max AFF.
\$1,950.00	Cafeteria	69	Lower fire alarm pull for top of device to be 48" max AFF.
\$1,950.00	Kitchen	70	Lower thermostat for all operable components to be 48" max AFF.
\$1,200.00	Kitchen	71	Lower fire extinguisher for handle to be 48" max AFF.
\$1,950.00	Corridor High School Side	72	Lower fire alarm pull for top of device to be 48" max AFF.
\$1,950.00	Corridor High School Side	73	Lower fire alarm pull for top of device to be 48" max AFF.
\$1,950.00	Corridor High School Side	74	Lower fire alarm pull for top of device to be 48" max AFF.
\$1,950.00	High School Reception	75	Lower thermostat for all operable components to be 48" max AFF.
\$18,187.50	High School Reception	76	Cut out 3' (width) section and replace with new counter at 36" AFF with minimum 17" countertop overhang depth.
\$1,950.00	High School Reception	77	Lower thermostat for all operable components.
\$1,950.00	Library	78	Lower telephone for all operable components to be 48" max AFF.
\$5,700.00	Teacher's Lounge	79	Install new wall mounted countertop with sink. Rim of sink to be 34" max AFF.
\$5,700.00	Teacher's Lounge	80	Install new wall mounted countertop with sink. Rim of sink to be 34" max AFF.
\$1,200.00	Teacher's Lounge	81	Lower paper towel dispenser for all operable components to be 48" max AFF.
\$1,275.00	High School Girl's Restroom	82	Move side grab bar for end to be at 54" from back wall.
\$0.00	High School Girl's Restroom	83	Lower coat hook to 48" max AFF.

PRIORITY 3 (Moderate)			
\$1,200.00	High School Girl's Restroom	84	Install new drainpipe insulation.
\$1,200.00	High School Girl's Restroom	85	Lower paper towel dispenser for all operable components to be 48" max AFF.
\$1,275.00	High School Boy's Restroom	86	Move side grab bar for end to be at 54" from rear wall.
\$1,200.00	High School Boy's Restroom	87	Install new drainpipe insulation.
\$1,275.00	High School Boy's Restroom	88	Lower mirror 1" for reflecting surface to be 40" max AFF.
\$1,200.00	High School Boy's Restroom	89	Lower paper towel dispenser for all operable components to be 48" max AFF.
\$1,275.00	Faculty Toilet	90	Move side grab bar for end to be at 54" from rear wall.
\$3,300.00	Faculty Toilet	91	Install new wall mounted countertop with sink. Rim of sink to be 34" max AFF.
\$1,275.00	Faculty Toilet	92	Lower mirror 1" for reflecting surface to be 40" max AFF.
\$1,200.00	Faculty Toilet	93	Lower paper towel dispenser for all operable components to be 48" max AFF.
\$1,200.00	Corridor Elementary Side	94	Lower fire extinguisher cabinet for handle to be 48" max AFF.
\$25,575.00	Elementary School Boy's Restroom	95	Further design required to accommodate toilet compartment.
\$1,275.00	Elementary School Boy's Restroom	96	Install new mirror for reflecting surface to be 40" AFF.
\$25,575.00	Elementary School Girl's Restroom	97	Further design required to accommodate toilet compartment.
\$250.00	Elementary Entrance and Parking	11	Replace ramp along the curb.
\$2,000.00	Elementary Entrance and Parking	13	Replace approximately 300 SF of the pedestrian access route.
\$250.00	High School Sidewalks and Entrances	17	Replace approximately 5'x5' of the pedestrian access route.
\$4,000.00	Large Lot Across from High School	18	Provide sidewalk through driveway, keeping slope less than 2% cross.

PRIORITY 3 (Moderate)			
\$4,000.00	Large Lot Across from High School	19	Replace sidewalk through driveway to ensure flush condition and less than 2% cross slope.

PRIORITY 4 (Low)			
Estimated Cost	Location	Finding	Distress / Description / Recommendation
\$2,025.00	Total		
\$25.00	Elementary Entrance and Parking	8	Signs shall be 60 inches minimum above the finish floor or ground surface measured to the bottom of the sign.
\$2,000.00	High School Sidewalks and Entrances	14	Replace panels to stay within 2% and 5% requirements.

Martin Elementary School

300 S. College Street, Martin, TN 38237



Architectural Findings

Corridor

Finding: 1

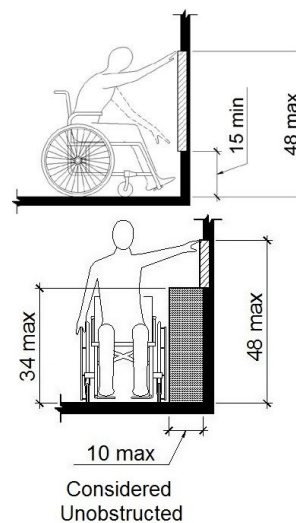
Budget Estimate: \$3,900.00

Recommendation:

Lower alarm pad for all operable components to be 48" max AFF.

Barrier Priority:

3 (Moderate): Should be completed as soon as possible, but there may be other items that will provide greater access to persons with disabilities. (Includes findings that have a high financial impact on the entity in relationship to the degree of access provided).



As Built: The alarm pad is not positioned correctly for either a side or front approach.

Where a clear floor or ground space allows a parallel or front approach and the side reach is unobstructed, the high side reach shall be 48 inches maximum above the finish floor or ground and the low side reach shall be 15 inches minimum above the finish floor or ground.

Citation: 2010 ADAS Section 308.2.1

Where a forward reach is unobstructed, the high forward reach shall be 48 inches (1220 mm) maximum and the low forward reach shall be 15 inches (380 mm) minimum above the finish floor or ground.

2010 ADAS Section 308.3.1

Where a clear floor or ground space allows a parallel approach to an element and the side reach is unobstructed, the high side reach shall be 48 inches (1220 mm) maximum and the low side reach shall be 15 inches (380 mm) minimum above the finish floor or ground.

Corridor

Finding: 2

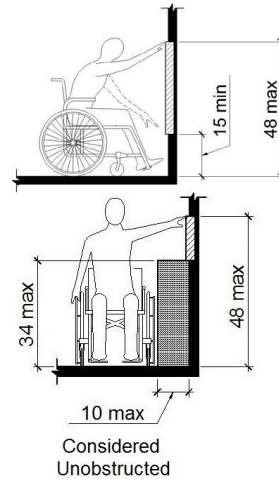
Budget Estimate: \$1,950.00

Recommendation:

Lower alarm pad for all operable components to be 48" max AFF.

Barrier Priority:

3 (Moderate): Should be completed as soon as possible, but there may be other items that will provide greater access to persons with disabilities. (Includes findings that have a high financial impact on the entity in relationship to the degree of access provided).



As Built: The alarm pad is not positioned correctly for either a side or front approach.

Where a clear floor or ground space allows a parallel or front approach and the side reach is unobstructed, the high side reach shall be 48 inches maximum above the finish floor or ground and the low side reach shall be 15 inches minimum above the finish floor or ground.

Citation: 2010 ADAS Section 308.2.1

Where a forward reach is unobstructed, the high forward reach shall be 48 inches (1220 mm) maximum and the low forward reach shall be 15 inches (380 mm) minimum above the finish floor or ground.

2010 ADAS Section 308.3.1

Where a clear floor or ground space allows a parallel approach to an element and the side reach is unobstructed, the high side reach shall be 48 inches (1220 mm) maximum and the low side reach shall be 15 inches (380 mm) minimum above the finish floor or ground.

Corridor

Finding: 3

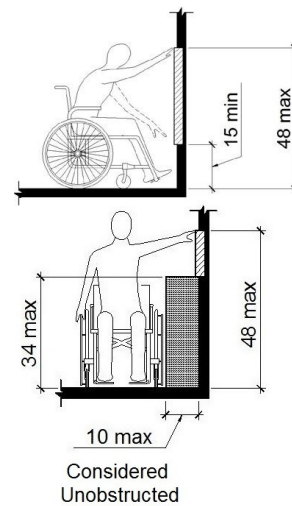
Budget Estimate: \$1,950.00

Recommendation:

Lower alarm pad for all operable components to be 48" max AFF.

Barrier Priority:

3 (Moderate): Should be completed as soon as possible, but there may be other items that will provide greater access to persons with disabilities. (Includes findings that have a high financial impact on the entity in relationship to the degree of access provided).



As Built: The fire alarm annunciator pad is not positioned correctly for either a side or front approach.

Where a clear floor or ground space allows a parallel or front approach and the side reach is unobstructed, the high side reach shall be 48 inches maximum above the finish floor or ground and the low side reach shall be 15 inches minimum above the finish floor or ground.

Citation: 2010 ADAS Section 308.2.1

Where a forward reach is unobstructed, the high forward reach shall be 48 inches (1220 mm) maximum and the low forward reach shall be 15 inches (380 mm) minimum above the finish floor or ground.

2010 ADAS Section 308.3.1

Where a clear floor or ground space allows a parallel approach to an element and the side reach is unobstructed, the high side reach shall be 48 inches (1220 mm) maximum and the low side reach shall be 15 inches (380 mm) minimum above the finish floor or ground.

Corridor

Finding: 4

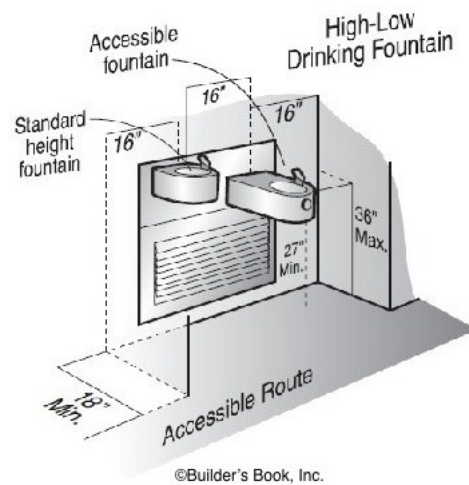
Budget Estimate: \$20,725.00

Recommendation:

Lower drinking fountain for outlet to be 36" Max AFF.

Barrier Priority:

3 (Moderate): Should be completed as soon as possible, but there may be other items that will provide greater access to persons with disabilities. (Includes findings that have a high financial impact on the entity in relationship to the degree of access provided).



As Built: The drinking fountain is noncompliant.

Spout outlets shall be 36 inches maximum above the finish floor or ground and be located 15 inches minimum from the vertical support and 5 inches maximum from the front edge of the unit, including bumpers. The spout shall provide a flow of water at least 4 inches high minimum and shall be located 5 inches maximum from the front of the unit. The angle of the water stream shall be measured horizontally relative to the front face of the unit. Where spouts are located less than 3 inches of the front of the unit, the angle of the water stream shall be 30 degrees maximum. Where spouts are located between 3 inches and 5 inches maximum from the front of the unit, the angle of the water stream shall be 15 degrees maximum. On an accessible drinking fountain with a round or oval bowl, the spout must be positioned so the flow of water is within 3 inches of the front edge of the fountain.

Citation: 2010 ADAS Section 602.1

Drinking fountains shall comply with 307 and 602.

Corridor

Finding: 5

Budget Estimate: \$1,950.00

Recommendation:

Lower fire alarm pull station for all operable components to be 48" max AFF.

Barrier Priority:

3 (Moderate): Should be completed as soon as possible, but there may be other items that will provide greater access to persons with disabilities. (Includes findings that have a high financial impact on the entity in relationship to the degree of access provided).



As Built: The fire alarm pull station is not positioned correctly for either a side or front approach.

Where a clear floor or ground space allows a parallel or front approach and the side reach is unobstructed, the high side reach shall be 48 inches maximum above the finish floor or ground and the low side reach shall be 15 inches minimum above the finish floor or ground.

Citation: 2010 ADAS Section 308.2.1

Where a forward reach is unobstructed, the high forward reach shall be 48 inches (1220 mm) maximum and the low forward reach shall be 15 inches (380 mm) minimum above the finish floor or ground.

2010 ADAS Section 308.3.1

Where a clear floor or ground space allows a parallel approach to an element and the side reach is unobstructed, the high side reach shall be 48 inches (1220 mm) maximum and the low side reach shall be 15 inches (380 mm) minimum above the finish floor or ground.

Corridor

Finding: 6

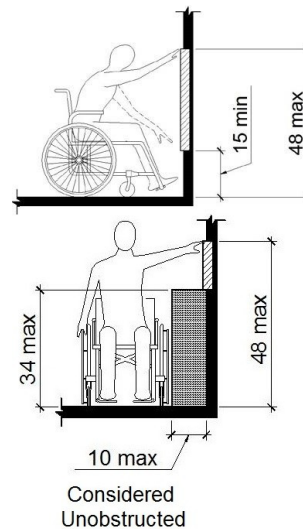
Budget Estimate: \$1,950.00

Recommendation:

Lower thermostat for all operable components to be 48" max AFF.

Barrier Priority:

3 (Moderate): Should be completed as soon as possible, but there may be other items that will provide greater access to persons with disabilities. (Includes findings that have a high financial impact on the entity in relationship to the degree of access provided).



As Built: The thermostat is not positioned correctly for either a side or front approach.

Where a clear floor or ground space allows a parallel or front approach and the side reach is unobstructed, the high side reach shall be 48 inches maximum above the finish floor or ground and the low side reach shall be 15 inches minimum above the finish floor or ground.

Citation: 2010 ADAS Section 308.2.1

Where a forward reach is unobstructed, the high forward reach shall be 48 inches (1220 mm) maximum and the low forward reach shall be 15 inches (380 mm) minimum above the finish floor or ground.

2010 ADAS Section 308.3.1

Where a clear floor or ground space allows a parallel approach to an element and the side reach is unobstructed, the high side reach shall be 48 inches (1220 mm) maximum and the low side reach shall be 15 inches (380 mm) minimum above the finish floor or ground.

Corridor

Finding: 7

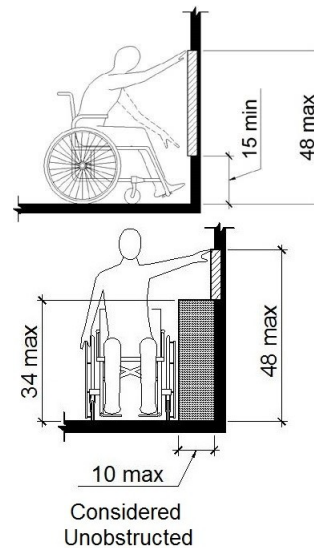
Budget Estimate: \$1,200.00

Recommendation:

Lower defibrillator cabinet for handle to be 48" max AFF.

Barrier Priority:

3 (Moderate): Should be completed as soon as possible, but there may be other items that will provide greater access to persons with disabilities. (Includes findings that have a high financial impact on the entity in relationship to the degree of access provided).



As Built: The defibrillator is not positioned correctly for either a side or front approach.

Where a clear floor or ground space allows a parallel or front approach and the side reach is unobstructed, the high side reach shall be 48 inches maximum above the finish floor or ground and the low side reach shall be 15 inches minimum above the finish floor or ground.

Citation: 2010 ADAS Section 308.2.1

Where a forward reach is unobstructed, the high forward reach shall be 48 inches (1220 mm) maximum and the low forward reach shall be 15 inches (380 mm) minimum above the finish floor or ground.

2010 ADAS Section 308.3.1

Where a clear floor or ground space allows a parallel approach to an element and the side reach is unobstructed, the high side reach shall be 48 inches (1220 mm) maximum and the low side reach shall be 15 inches (380 mm) minimum above the finish floor or ground.

Corridor

Finding: 8

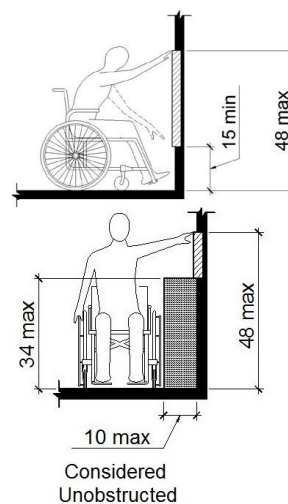
Budget Estimate: \$1,950.00

Recommendation:

Lower thermostat for all operable components to be 48" max AFF.

Barrier Priority:

3 (Moderate): Should be completed as soon as possible, but there may be other items that will provide greater access to persons with disabilities. (Includes findings that have a high financial impact on the entity in relationship to the degree of access provided).



As Built: The thermostat is not positioned correctly for either a side or front approach.

Where a clear floor or ground space allows a parallel or front approach and the side reach is unobstructed, the high side reach shall be 48 inches maximum above the finish floor or ground and the low side reach shall be 15 inches minimum above the finish floor or ground.

Citation: 2010 ADAS Section 308.2.1

Where a forward reach is unobstructed, the high forward reach shall be 48 inches (1220 mm) maximum and the low forward reach shall be 15 inches (380 mm) minimum above the finish floor or ground.

2010 ADAS Section 308.3.1

Where a clear floor or ground space allows a parallel approach to an element and the side reach is unobstructed, the high side reach shall be 48 inches (1220 mm) maximum and the low side reach shall be 15 inches (380 mm) minimum above the finish floor or ground.

Corridor

Finding: 9

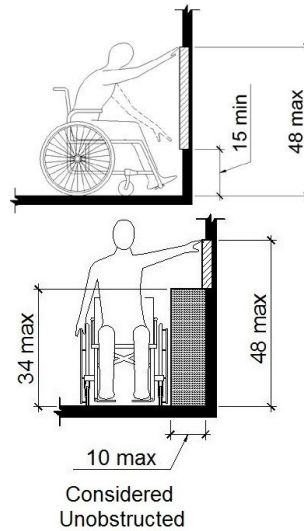
Budget Estimate: \$1,950.00

Recommendation:

Lower fire alarm pull station for all operable components to be 48" max AFF.

Barrier Priority:

3 (Moderate): Should be completed as soon as possible, but there may be other items that will provide greater access to persons with disabilities. (Includes findings that have a high financial impact on the entity in relationship to the degree of access provided).



As Built: The fire alarm pull station is not positioned correctly for either a side or front approach.

Where a clear floor or ground space allows a parallel or front approach and the side reach is unobstructed, the high side reach shall be 48 inches maximum above the finish floor or ground and the low side reach shall be 15 inches minimum above the finish floor or ground.

Citation: 2010 ADAS Section 308.2.1

Where a forward reach is unobstructed, the high forward reach shall be 48 inches (1220 mm) maximum and the low forward reach shall be 15 inches (380 mm) minimum above the finish floor or ground.

2010 ADAS Section 308.3.1

Where a clear floor or ground space allows a parallel approach to an element and the side reach is unobstructed, the high side reach shall be 48 inches (1220 mm) maximum and the low side reach shall be 15 inches (380 mm) minimum above the finish floor or ground.

Corridor

Finding: 10

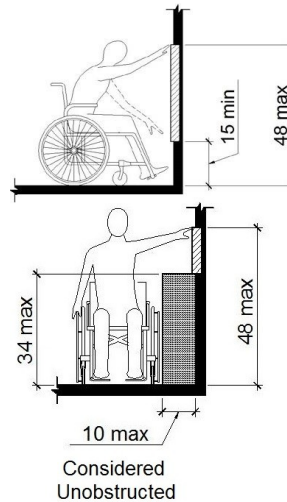
Budget Estimate: \$1,950.00

Recommendation:

Lower fire alarm pull station for all operable components to be 48" max AFF.

Barrier Priority:

3 (Moderate): Should be completed as soon as possible, but there may be other items that will provide greater access to persons with disabilities. (Includes findings that have a high financial impact on the entity in relationship to the degree of access provided).



As Built: The fire alarm pull station is not positioned correctly for either a side or front approach.

Where a clear floor or ground space allows a parallel or front approach and the side reach is unobstructed, the high side reach shall be 48 inches maximum above the finish floor or ground and the low side reach shall be 15 inches minimum above the finish floor or ground.

Citation: 2010 ADAS Section 308.2.1

Where a forward reach is unobstructed, the high forward reach shall be 48 inches (1220 mm) maximum and the low forward reach shall be 15 inches (380 mm) minimum above the finish floor or ground.

2010 ADAS Section 308.3.1

Where a clear floor or ground space allows a parallel approach to an element and the side reach is unobstructed, the high side reach shall be 48 inches (1220 mm) maximum and the low side reach shall be 15 inches (380 mm) minimum above the finish floor or ground.

Corridor

Finding: 11

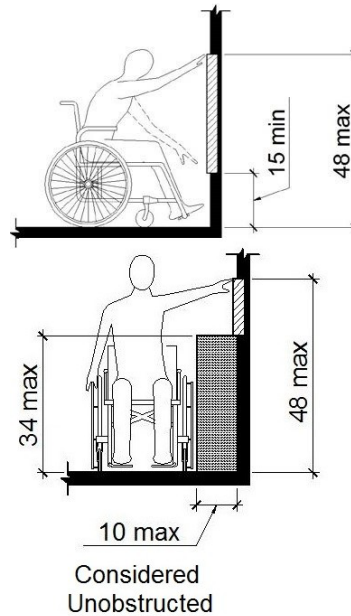
Budget Estimate: \$1,200.00

Recommendation:

Lower defibrillator cabinet for handle to be 48" max AFF.

Barrier Priority:

3 (Moderate): Should be completed as soon as possible, but there may be other items that will provide greater access to persons with disabilities. (Includes findings that have a high financial impact on the entity in relationship to the degree of access provided).



As Built: The defibrillator is not positioned correctly for either a side or front approach.

Where a clear floor or ground space allows a parallel or front approach and the side reach is unobstructed, the high side reach shall be 48 inches maximum above the finish floor or ground and the low side reach shall be 15 inches minimum above the finish floor or ground.

Citation: 2010 ADAS Section 308.2.1

Where a forward reach is unobstructed, the high forward reach shall be 48 inches (1220 mm) maximum and the low forward reach shall be 15 inches (380 mm) minimum above the finish floor or ground.

2010 ADAS Section 308.3.1

Where a clear floor or ground space allows a parallel approach to an element and the side reach is unobstructed, the high side reach shall be 48 inches (1220 mm) maximum and the low side reach shall be 15 inches (380 mm) minimum above the finish floor or ground.

Reception

Finding: 12

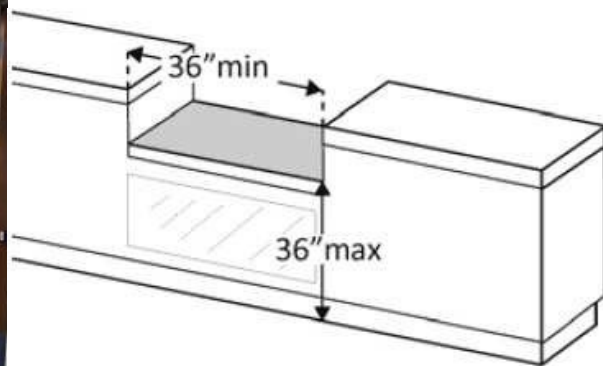
Budget Estimate: \$18,187.00

Recommendation:

Cut out 3' (width) section and replace with new counter at 36" AFF.

Barrier Priority:

2 (Important): Should be completed as soon as possible. (Includes findings that would remove barriers to the greatest number of people to your goods and services).



As Built: The counter is too high.

A portion of the counter surface that is 36 inches long minimum and 36 inches high maximum above the finish floor shall be provided. Knee and toe space must be provided for a forward approach. A 30 inch by 48 inch clear floor space on an accessible route must be provided for either a forward or parallel approach.

Citation: 2010 ADAS Section 904.4.2

A portion of the counter surface that is 30 inches (760 mm) long minimum and 36 inches (915 mm) high maximum shall be provided. Knee and toe space complying with 306 shall be provided under the counter. A clear floor or ground space complying with 305 shall be positioned for a forward approach to the counter.

2010 ADAS Section 904.4.1

A portion of the counter surface that is 36 inches (915 mm) long minimum and 36 inches (915 mm) high maximum above the finish floor shall be provided. A clear floor or ground space complying with 305 shall be positioned for a parallel approach adjacent to the 36 inch (915 mm) minimum length of counter.

Reception

Finding: 13

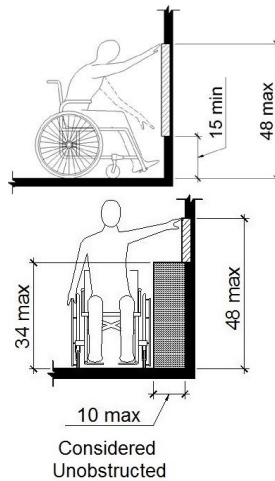
Budget Estimate: \$1,950.00

Recommendation:

Lower thermostat for all operable components to be 48" max AFF.

Barrier Priority:

3 (Moderate): Should be completed as soon as possible, but there may be other items that will provide greater access to persons with disabilities. (Includes findings that have a high financial impact on the entity in relationship to the degree of access provided).



As Built: The thermostat is not positioned correctly for either a side or front approach.

Where a clear floor or ground space allows a parallel or front approach and the side reach is unobstructed, the high side reach shall be 48 inches maximum above the finish floor or ground and the low side reach shall be 15 inches minimum above the finish floor or ground.

Citation: 2010 ADAS Section 308.2.1

Where a forward reach is unobstructed, the high forward reach shall be 48 inches (1220 mm) maximum and the low forward reach shall be 15 inches (380 mm) minimum above the finish floor or ground.

2010 ADAS Section 308.3.1

Where a clear floor or ground space allows a parallel approach to an element and the side reach is unobstructed, the high side reach shall be 48 inches (1220 mm) maximum and the low side reach shall be 15 inches (380 mm) minimum above the finish floor or ground.

Reception

Finding: 14

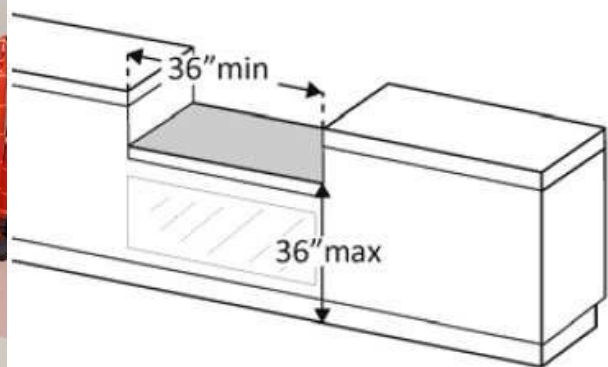
Budget Estimate: \$18,187.50

Recommendation:

Cut out 3' (width) section and replace with new counter at 36" AFF.

Barrier Priority:

2 (Important): Should be completed as soon as possible. (Includes findings that would remove barriers to the greatest number of people to your goods and services).



As Built: The counter is too high.

A portion of the counter surface that is 36 inches long minimum and 36 inches high maximum above the finish floor shall be provided. Knee and toe space must be provided for a forward approach. A 30 inch by 48 inch clear floor space on an accessible route must be provided for either a forward or parallel approach.

Citation: 2010 ADAS Section 904.4.2

A portion of the counter surface that is 30 inches (760 mm) long minimum and 36 inches (915 mm) high maximum shall be provided. Knee and toe space complying with 306 shall be provided under the counter. A clear floor or ground space complying with 305 shall be positioned for a forward approach to the counter.

2010 ADAS Section 904.4.1

A portion of the counter surface that is 36 inches (915 mm) long minimum and 36 inches (915 mm) high maximum above the finish floor shall be provided. A clear floor or ground space complying with 305 shall be positioned for a parallel approach adjacent to the 36 inch (915 mm) minimum length of counter.

Principal Restroom

Finding: 15

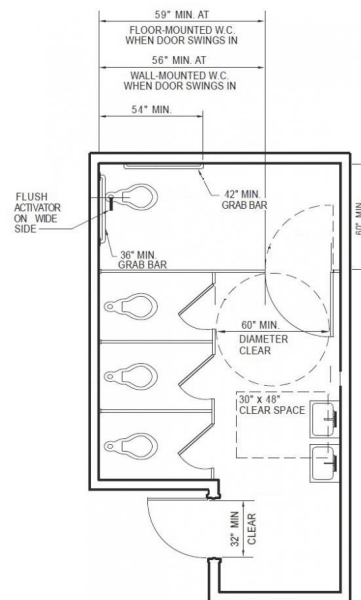
Budget Estimate: \$20,175.00

Recommendation:

Further design required to accommodate compliant restroom.

Barrier Priority:

3 (Moderate): Should be completed as soon as possible, but there may be other items that will provide greater access to persons with disabilities. (Includes findings that have a high financial impact on the entity in relationship to the degree of access provided).



As Built: The restroom does not have the required minimum clear floor space or maneuvering clearances for the toilet. The restroom does not have the required minimum clear floor space or maneuvering clearances for the lavatory. Lavatory does not have pipe insulation. The entry door does not contain the required minimum 60 inches maneuvering space on the pull side. The entry door encroach into the required clear floor space for fixtures. Grab bars are not installed. Mirror are either too high or without clear floor space or both.

Citation: 2010 ADAS Section 213.2

Where toilet rooms are provided, each toilet room shall comply with 603. Where bathing rooms are provided, each bathing room shall comply with 603.

General

Finding: 16

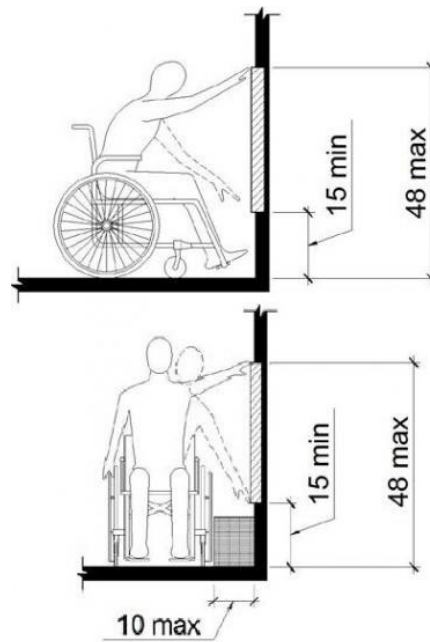
Budget Estimate: \$1,950.00

Recommendation:

All switches to be lowered to 48" max AFF.

Barrier Priority:

3 (Moderate): Should be completed as soon as possible, but there may be other items that will provide greater access to persons with disabilities. (Includes findings that have a high financial impact on the entity in relationship to the degree of access provided).



As Built: The receptacle/switch is not positioned correctly for either a side or front approach.

Where a clear floor or ground space allows a parallel or front approach to a switch or receptacle and the side reach is unobstructed, the high side reach shall be 48 inches maximum above the finish floor or ground and the low side reach shall be 15 inches minimum above the finish floor or ground.

Citation: 2010 ADAS Section 308.2.1

Where a forward reach is unobstructed, the high forward reach shall be 48 inches (1220 mm) maximum and the low forward reach shall be 15 inches (380 mm) minimum above the finish floor or ground.

General

Finding: 17

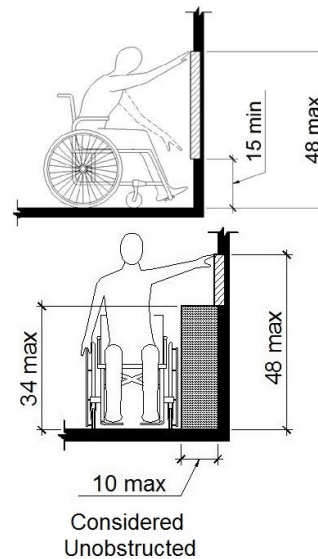
Budget Estimate: \$1,950.00

Recommendation:

Lower thermostat for all operable components to be 48" max AFF.

Barrier Priority:

3 (Moderate): Should be completed as soon as possible, but there may be other items that will provide greater access to persons with disabilities. (Includes findings that have a high financial impact on the entity in relationship to the degree of access provided).



As Built: The thermostat is not positioned correctly for either a side or front approach.

Where a clear floor or ground space allows a parallel or front approach and the side reach is unobstructed, the high side reach shall be 48 inches maximum above the finish floor or ground and the low side reach shall be 15 inches minimum above the finish floor or ground.

Citation: 2010 ADAS Section 308.2.1

Where a forward reach is unobstructed, the high forward reach shall be 48 inches (1220 mm) maximum and the low forward reach shall be 15 inches (380 mm) minimum above the finish floor or ground.

2010 ADAS Section 308.3.1

Where a clear floor or ground space allows a parallel approach to an element and the side reach is unobstructed, the high side reach shall be 48 inches (1220 mm) maximum and the low side reach shall be 15 inches (380 mm) minimum above the finish floor or ground.

Library

Finding: 18

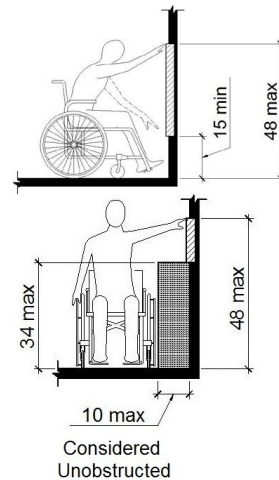
Budget Estimate: \$1,950.00

Recommendation:

Lower thermostat for all operable components to be 48" max AFF.

Barrier Priority:

3 (Moderate): Should be completed as soon as possible, but there may be other items that will provide greater access to persons with disabilities. (Includes findings that have a high financial impact on the entity in relationship to the degree of access provided).



As Built: The thermostat is not positioned correctly for either a side or front approach.

Where a clear floor or ground space allows a parallel or front approach and the side reach is unobstructed, the high side reach shall be 48 inches maximum above the finish floor or ground and the low side reach shall be 15 inches minimum above the finish floor or ground.

Citation: 2010 ADAS Section 308.2.1

Where a forward reach is unobstructed, the high forward reach shall be 48 inches (1220 mm) maximum and the low forward reach shall be 15 inches (380 mm) minimum above the finish floor or ground.

2010 ADAS Section 308.3.1

Where a clear floor or ground space allows a parallel approach to an element and the side reach is unobstructed, the high side reach shall be 48 inches (1220 mm) maximum and the low side reach shall be 15 inches (380 mm) minimum above the finish floor or ground.

Library

Finding: 19

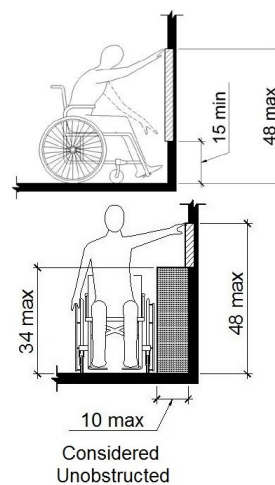
Budget Estimate: \$1,950.00

Recommendation:

Lower fire alarm pull station for top of pull to be 48" max AFF.

Barrier Priority:

3 (Moderate): Should be completed as soon as possible, but there may be other items that will provide greater access to persons with disabilities. (Includes findings that have a high financial impact on the entity in relationship to the degree of access provided).



As Built: The fire alarm pad is not positioned correctly for either a side or front approach.

Where a clear floor or ground space allows a parallel or front approach and the side reach is unobstructed, the high side reach shall be 48 inches maximum above the finish floor or ground and the low side reach shall be 15 inches minimum above the finish floor or ground.

Citation: 2010 ADAS Section 308.2.1

Where a forward reach is unobstructed, the high forward reach shall be 48 inches (1220 mm) maximum and the low forward reach shall be 15 inches (380 mm) minimum above the finish floor or ground.

2010 ADAS Section 308.3.1

Where a clear floor or ground space allows a parallel approach to an element and the side reach is unobstructed, the high side reach shall be 48 inches (1220 mm) maximum and the low side reach shall be 15 inches (380 mm) minimum above the finish floor or ground.

Staff Restroom

Finding: 20

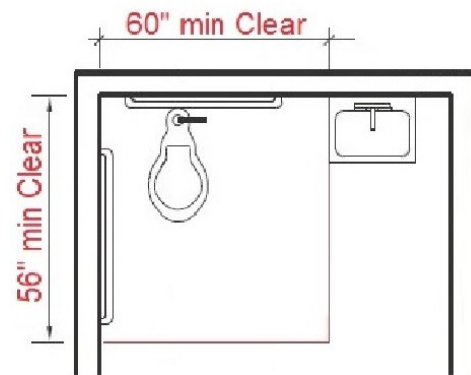
Budget Estimate: \$20,175.00

Recommendation:

Further design required to accommodate compliant restroom.

Barrier Priority:

3 (Moderate): Should be completed as soon as possible, but there may be other items that will provide greater access to persons with disabilities. (Includes findings that have a high financial impact on the entity in relationship to the degree of access provided).



As Built: The lavatory projects into the clear floor space required for the toilet. The clear floor space is 60 inches along the back wall by 56 inches.

The required clearance around the water closet shall be permitted to overlap the water closet, associated grab bars, dispensers, sanitary napkin disposal units, coat hooks, shelves, accessible routes, clear floor space and clearances required at other fixtures, and the turning space. No other fixtures or obstructions shall be located within the required water closet clearance.

Citation: 2010 ADAS Section 604.3.2

The required clearance around the water closet shall be permitted to overlap the water closet, associated grab bars, dispensers, sanitary napkin disposal units, coat hooks, shelves, accessible routes, clear floor space and clearances required at other fixtures, and the turning space. No other fixtures or obstructions shall be located within the required water closet clearance.

Staff Restroom

Finding: 21

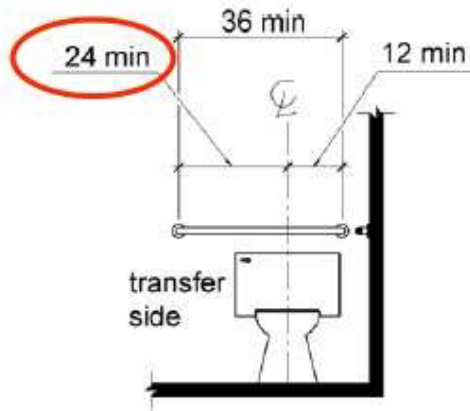
Budget Estimate: \$1,275.00

Recommendation:

See previous recommendation and budget.

Barrier Priority:

3 (Moderate): Should be completed as soon as possible, but there may be other items that will provide greater access to persons with disabilities. (Includes findings that have a high financial impact on the entity in relationship to the degree of access provided).



As Built: The rear grab bar does not extend adequately past the toilet on the wide side.

The rear grab bar must be a minimum of 36 inches long and extend from the centerline of the toilet 12 inches minimum on wall side and 24 inches minimum on the wide side.

Grab bars shall be installed in a horizontal position, 33 inches minimum and 36 inches maximum above the finish floor measured to the top of the gripping surface and the space between the grab bar and the top of the tank shall be 1-1/2 inches minimum.

Citation: 2010 ADAS Section 604.5.2

The rear wall grab bar shall be 36 inches (915 mm) long minimum and extend from the centerline of the water closet 12 inches (305 mm) minimum on one side and 24 inches (610 mm) minimum on the other side.

Staff Restroom

Finding: 22

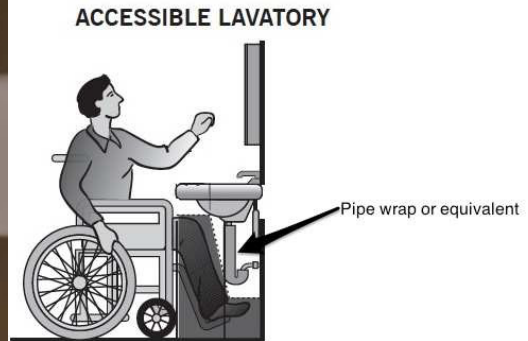
Budget Estimate: \$1,200.00

Recommendation:

Install new pipe insulation.

Barrier Priority:

3 (Moderate): Should be completed as soon as possible, but there may be other items that will provide greater access to persons with disabilities. (Includes findings that have a high financial impact on the entity in relationship to the degree of access provided).



As Built: The water and drainpipes under the lavatory are not adequately insulated.

Water supply and drainpipes under lavatories and sinks shall be insulated or otherwise configured to protect against contact. There shall be no sharp or abrasive surfaces under lavatories and sinks.

Citation: 2010 ADAS Section 606.5

Water supply and drainpipes under lavatories and sinks shall be insulated or otherwise configured to protect against contact. There shall be no sharp or abrasive surfaces under lavatories and sinks.

Nurse Restroom

Finding: 23

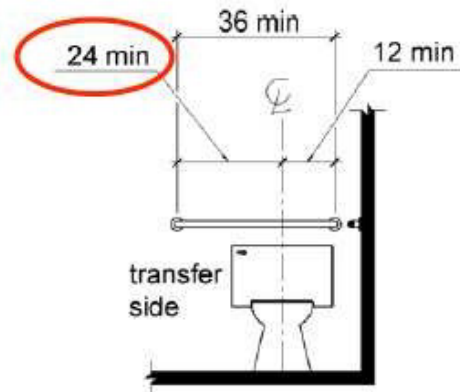
Budget Estimate: \$1,275.00

Recommendation:

Install new rear grab bar.

Barrier Priority:

3 (Moderate): Should be completed as soon as possible, but there may be other items that will provide greater access to persons with disabilities. (Includes findings that have a high financial impact on the entity in relationship to the degree of access provided).



As Built: The rear grab bar does not extend adequately past the toilet on the wide side.

The rear grab bar must be a minimum of 36 inches long and extend from the centerline of the toilet 12 inches minimum on wall side and 24 inches minimum on the wide side.

Grab bars shall be installed in a horizontal position, 33 inches minimum and 36 inches maximum above the finish floor measured to the top of the gripping surface and the space between the grab bar and the top of the tank shall be 1-1/2 inches minimum.

Citation: 2010 ADAS Section 604.5.2

The rear wall grab bar shall be 36 inches (915 mm) long minimum and extend from the centerline of the water closet 12 inches (305 mm) minimum on one side and 24 inches (610 mm) minimum on the other side.

Nurse Restroom

Finding: 24

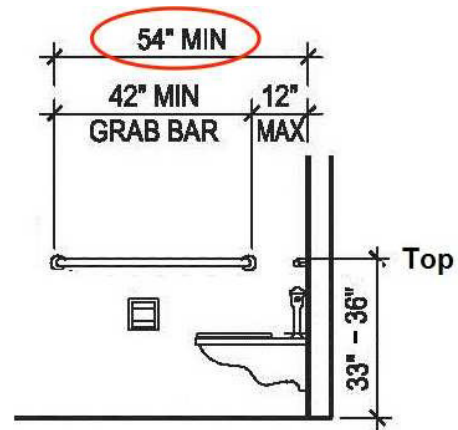
Budget Estimate: \$1,275.00

Recommendation:

Install new side grab to meet required dimensions.

Barrier Priority:

3 (Moderate): Should be completed as soon as possible, but there may be other items that will provide greater access to persons with disabilities. (Includes findings that have a high financial impact on the entity in relationship to the degree of access provided).



As Built: The side grab bar does not extend far enough from the rear wall.

The side grab bar must extend at least 54 inches minimum beyond the rear wall and start a maximum of 12 inches from the rear wall. A 42 inch grab bar installed the maximum distance from the rear wall (12 inches) will leave the leading end 54 inches from the rear wall.

Grab bars shall be installed in a horizontal position, 33 inches minimum and 36 inches maximum above the finish floor measured to the top of the gripping surface.

Citation: 2010 ADAS Section 604.5.1

The side wall grab bar shall be 42 inches (1065 mm) long minimum, located 12 inches (305 mm) maximum from the rear wall and extending 54 inches (1370 mm) minimum from the rear wall.

Nurse Restroom

Finding: 25

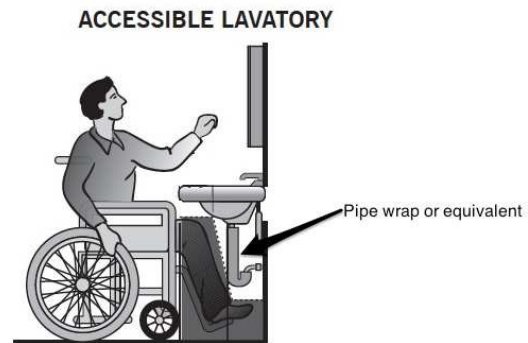
Budget Estimate: \$1,200.00

Recommendation:

Install new pipe insulation.

Barrier Priority:

3 (Moderate): Should be completed as soon as possible, but there may be other items that will provide greater access to persons with disabilities. (Includes findings that have a high financial impact on the entity in relationship to the degree of access provided).



As Built: The water and drainpipes under the lavatory are not adequately insulated.

Water supply and drainpipes under lavatories and sinks shall be insulated or otherwise configured to protect against contact. There shall be no sharp or abrasive surfaces under lavatories and sinks.

Citation: 2010 ADAS Section 606.5

Water supply and drainpipes under lavatories and sinks shall be insulated or otherwise configured to protect against contact. There shall be no sharp or abrasive surfaces under lavatories and sinks.

Nurse Restroom

Finding: 26

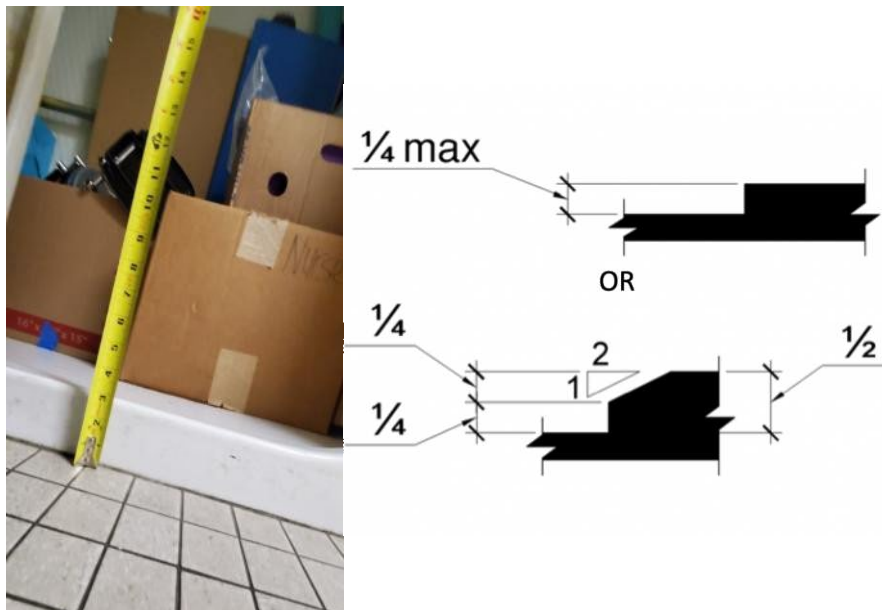
Budget Estimate: \$2,400.00

Recommendation:

Install new shower to have a 1/2" max threshold.

Barrier Priority:

3 (Moderate): Should be completed as soon as possible, but there may be other items that will provide greater access to persons with disabilities. (Includes findings that have a high financial impact on the entity in relationship to the degree of access provided).



As Built: The threshold for the shower exceeds the maximum height requirement.

Threshold at roll-in shower compartments shall be no higher than 1/2 inch. Changes in level between 1/4 inch and 1/2 inch must be beveled at 1:2 or less. 1/4 inch is the maximum vertical rise.

Citation: 2010 ADAS Section 608.7

Thresholds in roll-in type shower compartments shall be 1/2 inch (13 mm) high maximum in accordance with

303. In transfer type shower compartments, thresholds 1/2 inch (13 mm) high maximum shall be beveled, rounded, or vertical.

Girl's Restroom

Finding: 27

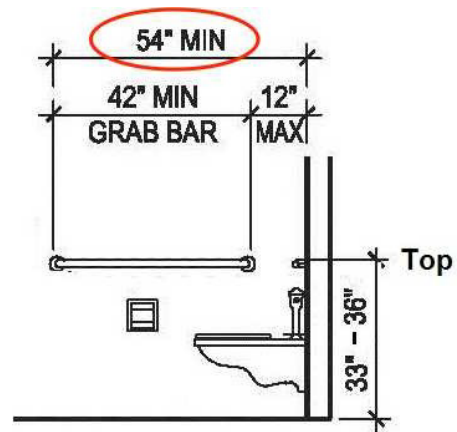
Budget Estimate: \$1,275.00

Recommendation:

Install new side grab to meet required dimensions.

Barrier Priority:

3 (Moderate): Should be completed as soon as possible, but there may be other items that will provide greater access to persons with disabilities. (Includes findings that have a high financial impact on the entity in relationship to the degree of access provided).



As Built: The side grab bar does not extend far enough from the rear wall.

The side grab bar must extend at least 54 inches minimum beyond the rear wall and start a maximum of 12 inches from the rear wall. A 42 inch grab bar installed the maximum distance from the rear wall (12 inches) will leave the leading end 54 inches from the rear wall.

Grab bars shall be installed in a horizontal position, 33 inches minimum and 36 inches maximum above the finish floor measured to the top of the gripping surface.

Citation: 2010 ADAS Section 604.5.1

The side wall grab bar shall be 42 inches (1065 mm) long minimum, located 12 inches (305 mm) maximum from the rear wall and extending 54 inches (1370 mm) minimum from the rear wall.

Girl's Restroom

Finding: 28

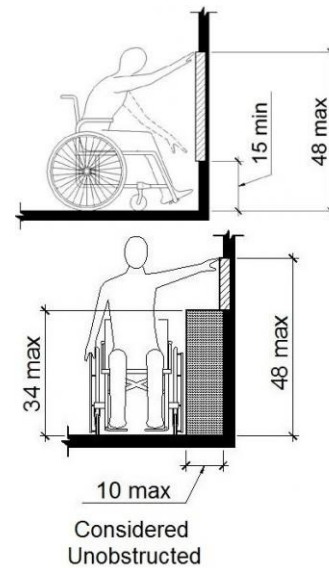
Budget Estimate: \$0.00

Recommendation:

Lower coat hook to 48" max AFF.

Barrier Priority:

3 (Moderate): Should be completed as soon as possible, but there may be other items that will provide greater access to persons with disabilities. (Includes findings that have a high financial impact on the entity in relationship to the degree of access provided).



As Built: The coat hook is installed greater than 48 inches above the finished floor.

Where a forward reach is unobstructed, the high forward reach shall be 48 inches maximum above the finished floor.

Citation: 2010 ADAS Section 308.2.1

Where a forward reach is unobstructed, the high forward reach shall be 48 inches (1220 mm) maximum and the low forward reach shall be 15 inches (380 mm) minimum above the finish floor or ground.

Boy's Restroom

Finding: 29

Budget Estimate: \$1,275.00

Recommendation:

Install new side grab to meet required dimensions.

Barrier Priority:

3 (Moderate): Should be completed as soon as possible, but there may be other items that will provide greater access to persons with disabilities. (Includes findings that have a high financial impact on the entity in relationship to the degree of access provided).



As Built: The side grab bar does not extend far enough from the rear wall.

The side grab bar must extend at least 54 inches minimum beyond the rear wall and start a maximum of 12 inches from the rear wall. A 42 inch grab bar installed the maximum distance from the rear wall (12 inches) will leave the leading end 54 inches from the rear wall.

Grab bars shall be installed in a horizontal position, 33 inches minimum and 36 inches maximum above the finish floor measured to the top of the gripping surface.

Citation: 2010 ADAS Section 604.5.1

The side wall grab bar shall be 42 inches (1065 mm) long minimum, located 12 inches (305 mm) maximum from the rear wall and extending 54 inches (1370 mm) minimum from the rear wall.

Boy's Restroom

Finding: 30

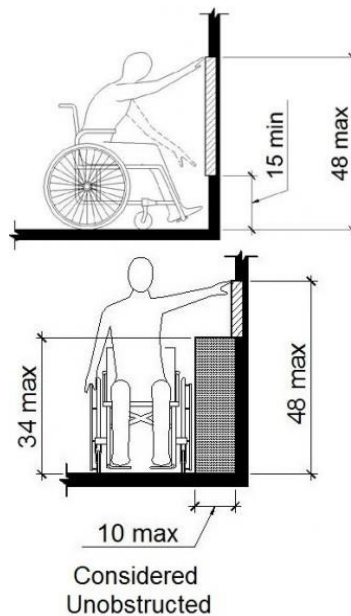
Budget Estimate: \$0.00

Recommendation:

Lower coat hook to 48" max AFF.

Barrier Priority:

3 (Moderate): Should be completed as soon as possible, but there may be other items that will provide greater access to persons with disabilities. (Includes findings that have a high financial impact on the entity in relationship to the degree of access provided).



As Built: The coat hook is installed greater than 48 inches above the finished floor.

Where a forward reach is unobstructed, the high forward reach shall be 48 inches maximum above the finished floor.

Citation: 2010 ADAS Section 308.2.1

Where a forward reach is unobstructed, the high forward reach shall be 48 inches (1220 mm) maximum and the low forward reach shall be 15 inches (380 mm) minimum above the finish floor or ground.

Gymnasium

Finding: 31

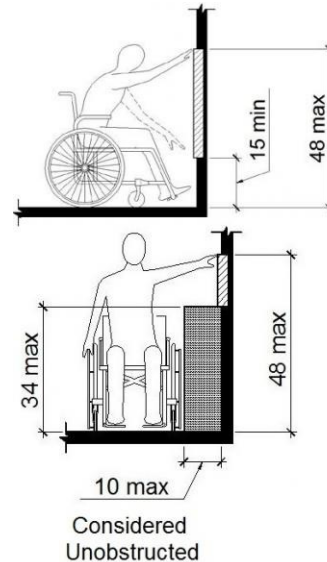
Budget Estimate: \$1,950.00

Recommendation:

Lower fire alarm pull station for all operable components to be 48" max AFF.

Barrier Priority:

3 (Moderate): Should be completed as soon as possible, but there may be other items that will provide greater access to persons with disabilities. (Includes findings that have a high financial impact on the entity in relationship to the degree of access provided).



As Built: The fire alarm pull station is not positioned correctly for either a side or front approach.

Where a clear floor or ground space allows a parallel or front approach and the side reach is unobstructed, the high side reach shall be 48 inches maximum above the finish floor or ground and the low side reach shall be 15 inches minimum above the finish floor or ground.

Citation: 2010 ADAS Section 308.2.1

Where a forward reach is unobstructed, the high forward reach shall be 48 inches (1220 mm) maximum and the low forward reach shall be 15 inches (380 mm) minimum above the finish floor or ground.

2010 ADAS Section 308.3.1

Where a clear floor or ground space allows a parallel approach to an element and the side reach is unobstructed, the high side reach shall be 48 inches (1220 mm) maximum and the low side reach shall be 15 inches (380 mm) minimum above the finish floor or ground.

Gymnasium

Finding: 32

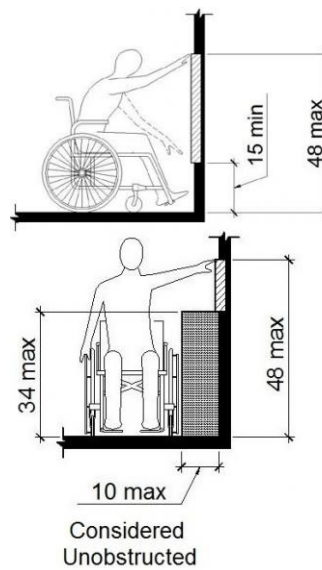
Budget Estimate: \$1,950.00

Recommendation:

Lower fire alarm pull station for all operable components to be 48" max AFF.

Barrier Priority:

3 (Moderate): Should be completed as soon as possible, but there may be other items that will provide greater access to persons with disabilities. (Includes findings that have a high financial impact on the entity in relationship to the degree of access provided).



As Built: The fire alarm pull station is not positioned correctly for either a side or front approach.

Where a clear floor or ground space allows a parallel or front approach and the side reach is unobstructed, the high side reach shall be 48 inches maximum above the finish floor or ground and the low side reach shall be 15 inches minimum above the finish floor or ground.

Citation: 2010 ADAS Section 308.2.1

Where a forward reach is unobstructed, the high forward reach shall be 48 inches (1220 mm) maximum and the low forward reach shall be 15 inches (380 mm) minimum above the finish floor or ground.

2010 ADAS Section 308.3.1

Where a clear floor or ground space allows a parallel approach to an element and the side reach is unobstructed, the high side reach shall be 48 inches (1220 mm) maximum and the low side reach shall be 15 inches (380 mm) minimum above the finish floor or ground.

Gymnasium

Finding: 33

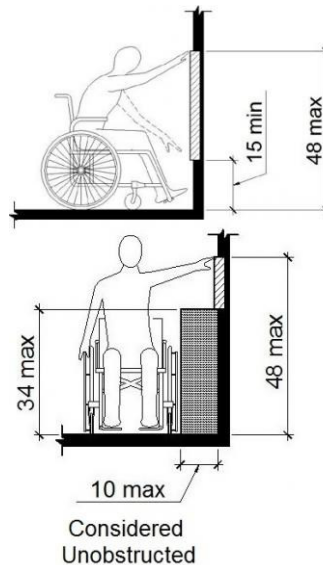
Budget Estimate: \$1,950.00

Recommendation:

Lower fire alarm pull station for all operable components to be 48" max AFF.

Barrier Priority:

3 (Moderate): Should be completed as soon as possible, but there may be other items that will provide greater access to persons with disabilities. (Includes findings that have a high financial impact on the entity in relationship to the degree of access provided).



As Built: The fire alarm pull station is not positioned correctly for either a side or front approach.

Where a clear floor or ground space allows a parallel or front approach and the side reach is unobstructed, the high side reach shall be 48 inches maximum above the finish floor or ground and the low side reach shall be 15 inches minimum above the finish floor or ground.

Citation: 2010 ADAS Section 308.2.1

Where a forward reach is unobstructed, the high forward reach shall be 48 inches (1220 mm) maximum and the low forward reach shall be 15 inches (380 mm) minimum above the finish floor or ground.

2010 ADAS Section 308.3.1

Where a clear floor or ground space allows a parallel approach to an element and the side reach is unobstructed, the high side reach shall be 48 inches (1220 mm) maximum and the low side reach shall be 15 inches (380 mm) minimum above the finish floor or ground.

Stage Area

Finding: 34

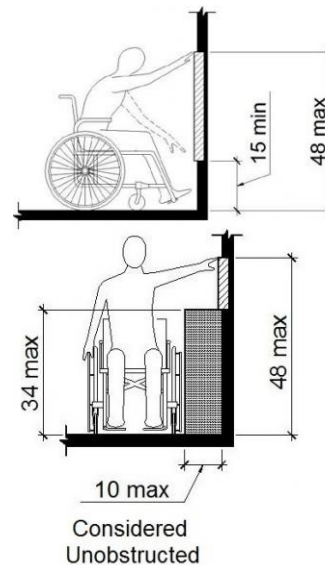
Budget Estimate: \$1,950.00

Recommendation:

Lower thermostat for all operable components to be 48" max AFF.

Barrier Priority:

3 (Moderate): Should be completed as soon as possible, but there may be other items that will provide greater access to persons with disabilities. (Includes findings that have a high financial impact on the entity in relationship to the degree of access provided).



As Built: The thermostat is not positioned correctly for either a side or front approach.

Where a clear floor or ground space allows a parallel or front approach and the side reach is unobstructed, the high side reach shall be 48 inches maximum above the finish floor or ground and the low side reach shall be 15 inches minimum above the finish floor or ground.

Citation: 2010 ADAS Section 308.2.1

Where a forward reach is unobstructed, the high forward reach shall be 48 inches (1220 mm) maximum and the low forward reach shall be 15 inches (380 mm) minimum above the finish floor or ground.

2010 ADAS Section 308.3.1

Where a clear floor or ground space allows a parallel approach to an element and the side reach is unobstructed, the high side reach shall be 48 inches (1220 mm) maximum and the low side reach shall be 15 inches (380 mm) minimum above the finish floor or ground.

Stage Area

Finding: 35

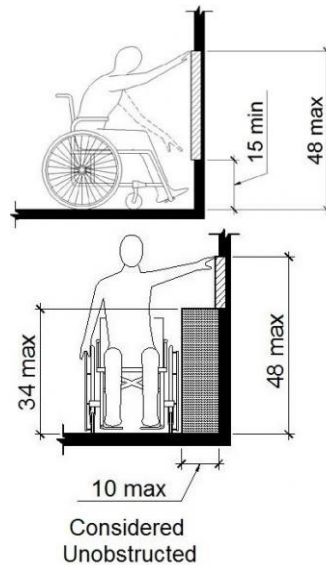
Budget Estimate: \$1,950.00

Recommendation:

Lower fire alarm pull station for all operable components to be 48" max AFF.

Barrier Priority:

3 (Moderate): Should be completed as soon as possible, but there may be other items that will provide greater access to persons with disabilities. (Includes findings that have a high financial impact on the entity in relationship to the degree of access provided)..



As Built: The fire alarm pull station is not positioned correctly for either a side or front approach.

Where a clear floor or ground space allows a parallel or front approach and the side reach is unobstructed, the high side reach shall be 48 inches maximum above the finish floor or ground and the low side reach shall be 15 inches minimum above the finish floor or ground.

Citation: 2010 ADAS Section 308.2.1

Where a forward reach is unobstructed, the high forward reach shall be 48 inches (1220 mm) maximum and the low forward reach shall be 15 inches (380 mm) minimum above the finish floor or ground.

2010 ADAS Section 308.3.1

Where a clear floor or ground space allows a parallel approach to an element and the side reach is unobstructed, the high side reach shall be 48 inches (1220 mm) maximum and the low side reach shall be 15 inches (380 mm) minimum above the finish floor or ground.

Stage Area

Finding: 36

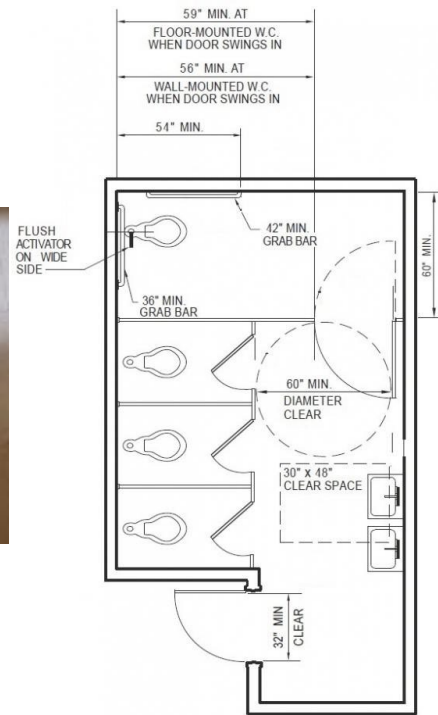

Budget Estimate: \$20,175.00

Recommendation:

Further design required to accommodate restroom.

Barrier Priority:

3 (Moderate): Should be completed as soon as possible, but there may be other items that will provide greater access to persons with disabilities. (Includes findings that have a high financial impact on the entity in relationship to the degree of access provided).



As Built: The restroom does not have the required minimum clear floor space or maneuvering clearances for the toilet. The restroom does not have the required minimum clear floor space or maneuvering clearances for the lavatory. The entry door does not contain the required minimum 60 inches maneuvering space on the pull side. The entry door encroach into the required clear floor space for fixtures. No Grab bars installed. Paper Towel dispenser too high. Toilet seat is not within 16-18 from wall.

Citation:

2010 ADAS Section 213.2

Where toilet rooms are provided, each toilet room shall comply with 603. Where bathing rooms are provided, each bathing room shall comply with 603.

Cafeteria

Finding: 37

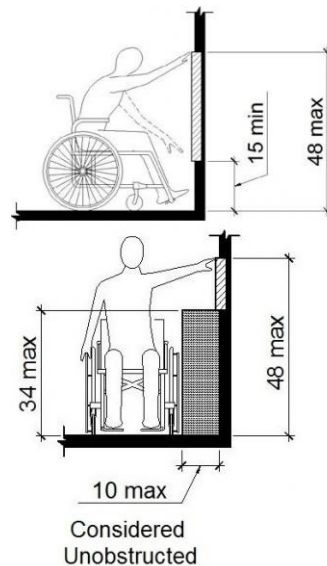
Budget Estimate: \$1,950.00

Recommendation:

Lower fire alarm pull station for all operable components to be 48" max AFF.

Barrier Priority:

3 (Moderate): Should be completed as soon as possible, but there may be other items that will provide greater access to persons with disabilities. (Includes findings that have a high financial impact on the entity in relationship to the degree of access provided).



As Built: The fire alarm pull station is not positioned correctly for either a side or front approach.

Where a clear floor or ground space allows a parallel or front approach and the side reach is unobstructed, the high side reach shall be 48 inches maximum above the finish floor or ground and the low side reach shall be 15 inches minimum above the finish floor or ground.

Citation: 2010 ADAS Section 308.2.1

Where a forward reach is unobstructed, the high forward reach shall be 48 inches (1220 mm) maximum and the low forward reach shall be 15 inches (380 mm) minimum above the finish floor or ground.

2010 ADAS Section 308.3.1

Where a clear floor or ground space allows a parallel approach to an element and the side reach is unobstructed, the high side reach shall be 48 inches (1220 mm) maximum and the low side reach shall be 15 inches (380 mm) minimum above the finish floor or ground.

Cafeteria

Finding: 38

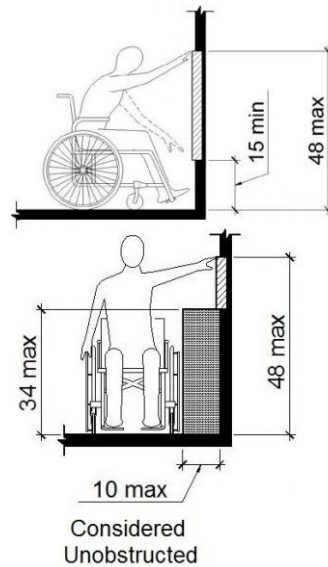
Budget Estimate: \$1,950.00

Recommendation:

Lower thermostat for all operable components to be 48" max AFF.

Barrier Priority:

3 (Moderate): Should be completed as soon as possible, but there may be other items that will provide greater access to persons with disabilities. (Includes findings that have a high financial impact on the entity in relationship to the degree of access provided).



As Built: The thermostat is not positioned correctly for either a side or front approach.

Where a clear floor or ground space allows a parallel or front approach and the side reach is unobstructed, the high side reach shall be 48 inches maximum above the finish floor or ground and the low side reach shall be 15 inches minimum above the finish floor or ground.

Citation: 2010 ADAS Section 308.2.1

Where a forward reach is unobstructed, the high forward reach shall be 48 inches (1220 mm) maximum and the low forward reach shall be 15 inches (380 mm) minimum above the finish floor or ground.

2010 ADAS Section 308.3.1

Where a clear floor or ground space allows a parallel approach to an element and the side reach is unobstructed, the high side reach shall be 48 inches (1220 mm) maximum and the low side reach shall be 15 inches (380 mm) minimum above the finish floor or ground.

Cafeteria

Finding: 39

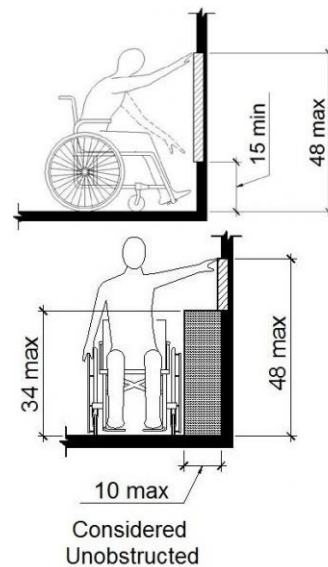
Budget Estimate: \$1,950.00

Recommendation:

Lower fire alarm pull station for all operable components to be 48" max AFF.

Barrier Priority:

3 (Moderate): Should be completed as soon as possible, but there may be other items that will provide greater access to persons with disabilities. (Includes findings that have a high financial impact on the entity in relationship to the degree of access provided).



As Built: The fire alarm pull station is not positioned correctly for either a side or front approach.

Where a clear floor or ground space allows a parallel or front approach and the side reach is unobstructed, the high side reach shall be 48 inches maximum above the finish floor or ground and the low side reach shall be 15 inches minimum above the finish floor or ground.

Citation: 2010 ADAS Section 308.2.1

Where a forward reach is unobstructed, the high forward reach shall be 48 inches (1220 mm) maximum and the low forward reach shall be 15 inches (380 mm) minimum above the finish floor or ground.

2010 ADAS Section 308.3.1

Where a clear floor or ground space allows a parallel approach to an element and the side reach is unobstructed, the high side reach shall be 48 inches (1220 mm) maximum and the low side reach shall be 15 inches (380 mm) minimum above the finish floor or ground.

Cafeteria

Finding: 40

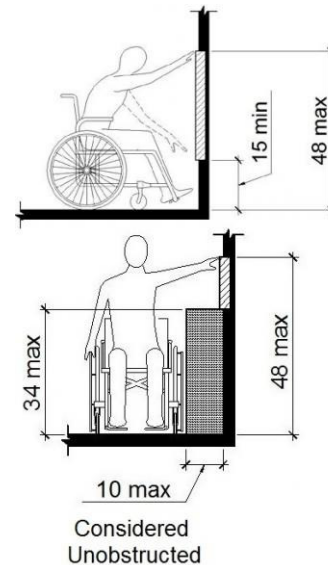
Budget Estimate: \$1,950.00

Recommendation:

Lower fire alarm pull station for all operable components to be 48" max AFF.

Barrier Priority:

3 (Moderate): Should be completed as soon as possible, but there may be other items that will provide greater access to persons with disabilities. (Includes findings that have a high financial impact on the entity in relationship to the degree of access provided).



As Built: The fire alarm pull station is not positioned correctly for either a side or front approach.

Where a clear floor or ground space allows a parallel or front approach and the side reach is unobstructed, the high side reach shall be 48 inches maximum above the finish floor or ground and the low side reach shall be 15 inches minimum above the finish floor or ground.

Citation: 2010 ADAS Section 308.2.1

Where a forward reach is unobstructed, the high forward reach shall be 48 inches (1220 mm) maximum and the low forward reach shall be 15 inches (380 mm) minimum above the finish floor or ground.

2010 ADAS Section 308.3.1

Where a clear floor or ground space allows a parallel approach to an element and the side reach is unobstructed, the high side reach shall be 48 inches (1220 mm) maximum and the low side reach shall be 15 inches (380 mm) minimum above the finish floor or ground.

Kitchen

Finding: 41

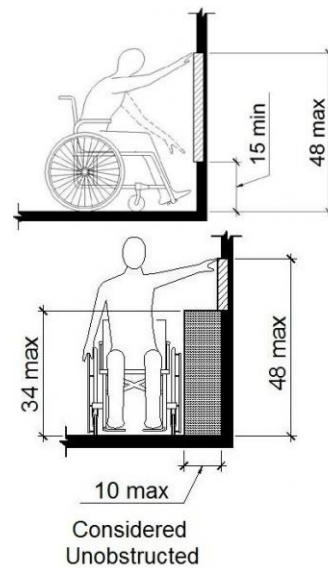
Budget Estimate: \$3,900.00

Recommendation:

Lower Ansul Suppression pull station for all operable components to be 48" max AFF.

Barrier Priority:

3 (Moderate): Should be completed as soon as possible, but there may be other items that will provide greater access to persons with disabilities. (Includes findings that have a high financial impact on the entity in relationship to the degree of access provided).



As Built: The Ansul Suppression pull station is not positioned correctly for either a side or front approach.

Where a clear floor or ground space allows a parallel or front approach and the side reach is unobstructed, the high side reach shall be 48 inches maximum above the finish floor or ground and the low side reach shall be 15 inches minimum above the finish floor or ground.

Citation: 2010 ADAS Section 308.2.1

Where a forward reach is unobstructed, the high forward reach shall be 48 inches (1220 mm) maximum and the low forward reach shall be 15 inches (380 mm) minimum above the finish floor or ground.

2010 ADAS Section 308.3.1

Where a clear floor or ground space allows a parallel approach to an element and the side reach is unobstructed, the high side reach shall be 48 inches (1220 mm) maximum and the low side reach shall be 15 inches (380 mm) minimum above the finish floor or ground.

Kitchen

Finding: 42

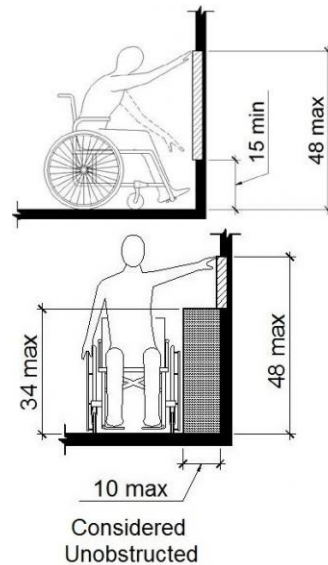
Budget Estimate: \$1,950.00

Recommendation:

Lower thermostat for all operable components to be 48" max AFF..

Barrier Priority:

3 (Moderate): Should be completed as soon as possible, but there may be other items that will provide greater access to persons with disabilities. (Includes findings that have a high financial impact on the entity in relationship to the degree of access provided)



As Built: The thermostat is not positioned correctly for either a side or front approach.

Where a clear floor or ground space allows a parallel or front approach and the side reach is unobstructed, the high side reach shall be 48 inches maximum above the finish floor or ground and the low side reach shall be 15 inches minimum above the finish floor or ground.

Citation: 2010 ADAS Section 308.2.1

Where a forward reach is unobstructed, the high forward reach shall be 48 inches (1220 mm) maximum and the low forward reach shall be 15 inches (380 mm) minimum above the finish floor or ground.

2010 ADAS Section 308.3.1

Where a clear floor or ground space allows a parallel approach to an element and the side reach is unobstructed, the high side reach shall be 48 inches (1220 mm) maximum and the low side reach shall be 15 inches (380 mm) minimum above the finish floor or ground.

Kitchen

Finding: 43

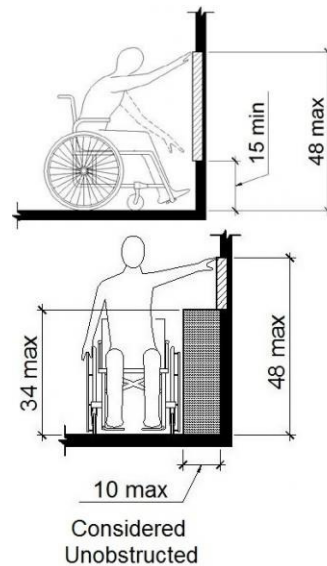

Budget Estimate: \$1,950.00

Recommendation:

Lower fire alarm pull station for all operable components to be 48" max AFF.

Barrier Priority:

3 (Moderate): Should be completed as soon as possible, but there may be other items that will provide greater access to persons with disabilities. (Includes findings that have a high financial impact on the entity in relationship to the degree of access provided).



As Built: The fire alarm pull station is not positioned correctly for either a side or front approach.

Where a clear floor or ground space allows a parallel or front approach and the side reach is unobstructed, the high side reach shall be 48 inches maximum above the finish floor or ground and the low side reach shall be 15 inches minimum above the finish floor or ground.

Citation: 2010 ADAS Section 308.2.1

Where a forward reach is unobstructed, the high forward reach shall be 48 inches (1220 mm) maximum and the low forward reach shall be 15 inches (380 mm) minimum above the finish floor or ground.

2010 ADAS Section 308.3.1

Where a clear floor or ground space allows a parallel approach to an element and the side reach is unobstructed, the high side reach shall be 48 inches (1220 mm) maximum and the low side reach shall be 15 inches (380 mm) minimum above the finish floor or ground.

Boy's Restroom 2

Finding: 44

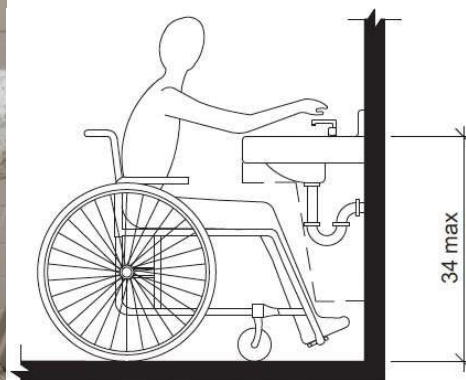
Budget Estimate: \$3,300.00

Recommendation:

Lower lavatory to 34" max AFF.

Barrier Priority:

3 (Moderate): Should be completed as soon as possible, but there may be other items that will provide greater access to persons with disabilities. (Includes findings that have a high financial impact on the entity in relationship to the degree of access provided).



As Built: The top rim of the lavatory is too high.

All lavatories that are designated to be accessible shall be a minimum 17 inches in horizontal depth and mounted with the rim or counter edge no higher than 34 inches above the finished floor.

Citation: 2010 ADAS Section 606.3

Lavatories and sinks shall be installed with the front of the higher of the rim or counter surface 34 inches (865 mm) maximum above the finish floor or ground.

Boy's Restroom 2

Finding: 45

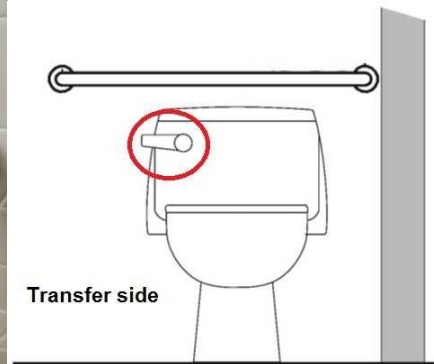
Budget Estimate: \$2,700.00

Recommendation:

Reinstall flush hardware for handle to be open side.

Barrier Priority:

3 (Moderate): Should be completed as soon as possible, but there may be other items that will provide greater access to persons with disabilities. (Includes findings that have a high financial impact on the entity in relationship to the degree of access provided).



As Built: The flush handle is located on the wrong side of the toilet.

Controls shall be operable with one hand and shall not require tight grasping, pinching or twisting. Controls for the flush valves shall be mounted on the wide side of toilet areas, no more than 48 inches above the floor.

Citation: 2010 ADAS Section 604.6

Flush controls shall be hand operated or automatic. Hand operated flush controls shall comply with 309. Flush controls shall be located on the open side of the water closet except in ambulatory accessible compartments complying with 604.8.2.

Boy's Restroom 2

Finding: 46

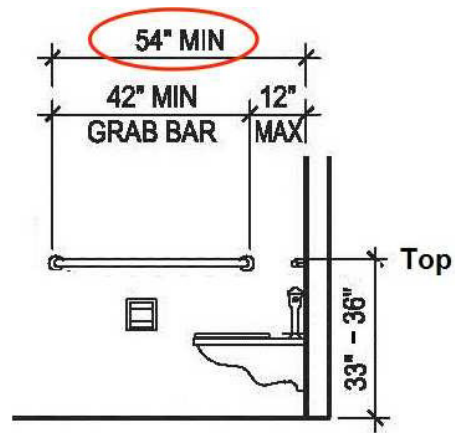
Budget Estimate: \$1,275.00

Recommendation:

Install new side grab to comply with side grab bar length requirement.

Barrier Priority:

3 (Moderate): Should be completed as soon as possible, but there may be other items that will provide greater access to persons with disabilities. (Includes findings that have a high financial impact on the entity in relationship to the degree of access provided).



As Built: The side grab bar does not extend far enough from the rear wall.

The side grab bar must extend at least 54 inches minimum beyond the rear wall and start a maximum of 12 inches from the rear wall. A 42 inch grab bar installed the maximum distance from the rear wall (12 inches) will leave the leading end 54 inches from the rear wall.

Grab bars shall be installed in a horizontal position, 33 inches minimum and 36 inches maximum above the finish floor measured to the top of the gripping surface.

Citation: 2010 ADAS Section 604.5.1

The side wall grab bar shall be 42 inches (1065 mm) long minimum, located 12 inches (305 mm) maximum from the rear wall and extending 54 inches (1370 mm) minimum from the rear wall.

Boy's Restroom 2

Finding: 47

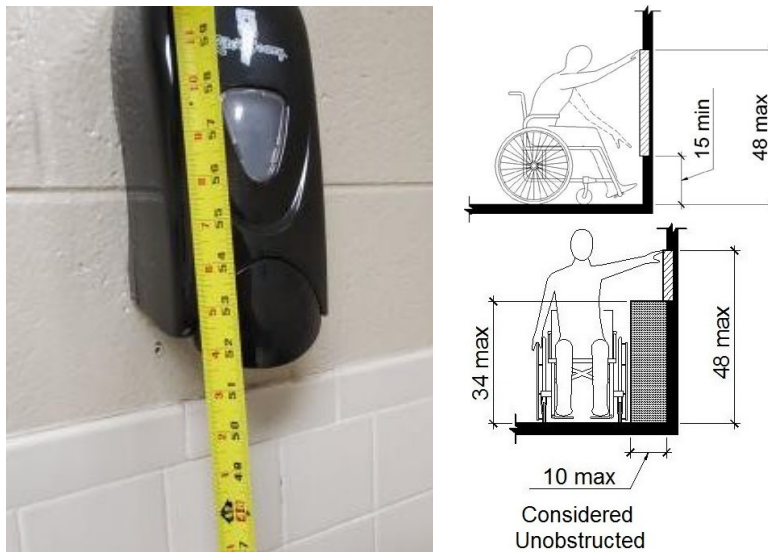
Budget Estimate: \$1,200.00

Recommendation:

Lower soap dispenser for all operable components to be 48" max AFF.

Barrier Priority:

3 (Moderate): Should be completed as soon as possible, but there may be other items that will provide greater access to persons with disabilities. (Includes findings that have a high financial impact on the entity in relationship to the degree of access provided).



As Built: The soap dispenser is not positioned correctly for either a side or front approach.

Where a clear floor or ground space allows a parallel or front approach and the side reach is unobstructed, the high side reach shall be 48 inches maximum above the finish floor or ground and the low side reach shall be 15 inches minimum above the finish floor or ground.

Citation: 2010 ADAS Section 308.2.1

Where a forward reach is unobstructed, the high forward reach shall be 48 inches (1220 mm) maximum and the low forward reach shall be 15 inches (380 mm) minimum above the finish floor or ground.

2010 ADAS Section 308.3.1

Where a clear floor or ground space allows a parallel approach to an element and the side reach is unobstructed, the high side reach shall be 48 inches (1220 mm) maximum and the low side reach shall be 15 inches (380 mm) minimum above the finish floor or ground.

Boy's Restroom 2

Finding: 48

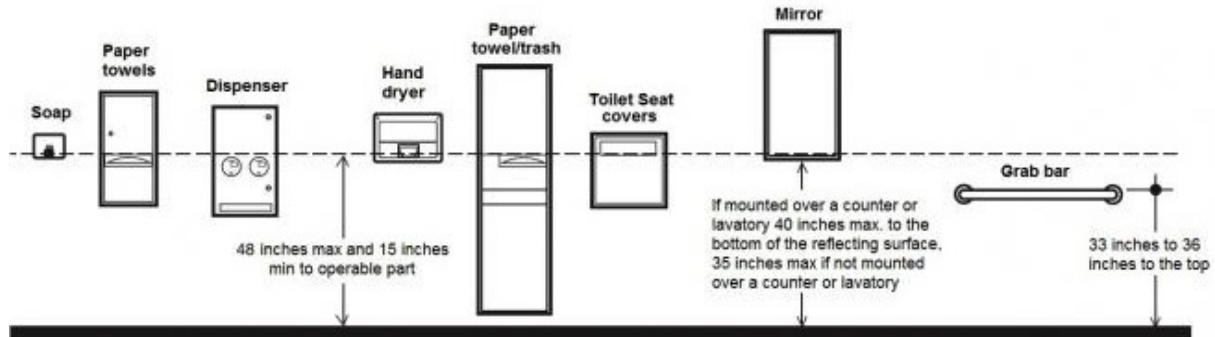
Budget Estimate: \$1,200.00

Recommendation:

Lower paper towel dispenser for all operable dispenser to be 48" max AFF.

Barrier Priority:

3 (Moderate): Should be completed as soon as possible, but there may be other items that will provide greater access to persons with disabilities. (Includes findings that have a high financial impact on the entity in relationship to the degree of access provided).



As Built: The paper towel dispenser's operation mechanism is too high off the floor. Dispensers must have all operable parts a maximum of 48 inches above the floor.

Citation: 2010 ADAS Section 308.2.1

Where a forward reach is unobstructed, the high forward reach shall be 48 inches (1220 mm) maximum and the low forward reach shall be 15 inches (380 mm) minimum above the finish floor or ground.

Boy's Restroom 2

Finding: 49

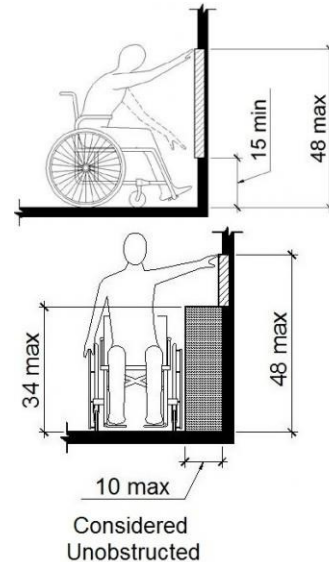
Budget Estimate: \$0.00

Recommendation:

Lower coat hook to 48" max AFF.

Barrier Priority:

3 (Moderate): Should be completed as soon as possible, but there may be other items that will provide greater access to persons with disabilities. (Includes findings that have a high financial impact on the entity in relationship to the degree of access provided).



As Built: The coat hook is installed greater than 48 inches above the finished floor.

Where a forward reach is unobstructed, the high forward reach shall be 48 inches maximum above the finished floor.

Citation: 2010 ADAS Section 308.2.1

Where a forward reach is unobstructed, the high forward reach shall be 48 inches (1220 mm) maximum and the low forward reach shall be 15 inches (380 mm) minimum above the finish floor or ground.

Girl's Restroom 2

Finding: 50

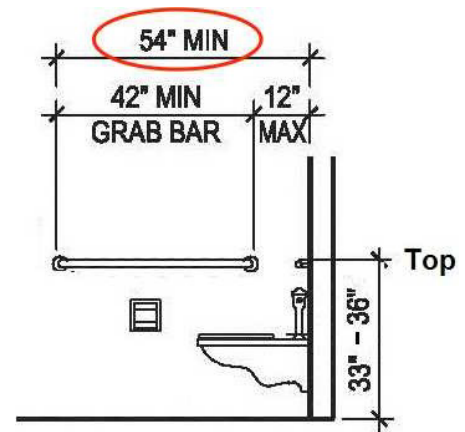
Budget Estimate: \$1,275.00

Recommendation:

Install new side grab to comply with side grab bar length requirement.

Barrier Priority:

3 (Moderate): Should be completed as soon as possible, but there may be other items that will provide greater access to persons with disabilities. (Includes findings that have a high financial impact on the entity in relationship to the degree of access provided).



As Built: The side grab bar does not extend far enough from the rear wall.

The side grab bar must extend at least 54 inches minimum beyond the rear wall and start a maximum of 12 inches from the rear wall. A 42 inch grab bar installed the maximum distance from the rear wall (12 inches) will leave the leading end 54 inches from the rear wall.

Grab bars shall be installed in a horizontal position, 33 inches minimum and 36 inches maximum above the finish floor measured to the top of the gripping surface.

Citation:

2010 ADAS Section 604.5.1

The side wall grab bar shall be 42 inches (1065 mm) long minimum, located 12 inches (305 mm) maximum from the rear wall and extending 54 inches (1370 mm) minimum from the rear wall.

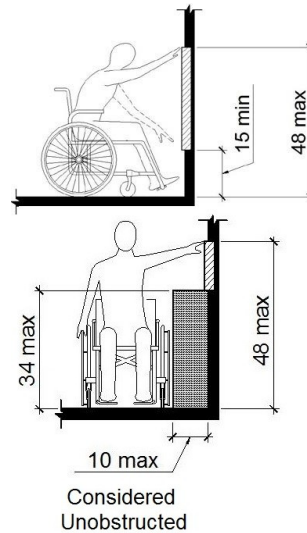
Girl's Restroom 2

Finding: 51

Budget Estimate: \$1,200.00

Recommendation: Lower soap dispenser for all operable components to be 48" max AFF.

Barrier Priority: 3 (Moderate): Should be completed as soon as possible, but there may be other items that will provide greater access to persons with disabilities. (Includes findings that have a high financial impact on the entity in relationship to the degree of access provided).



As Built: The soap dispenser is not positioned correctly for either a side or front approach.

Where a clear floor or ground space allows a parallel or front approach and the side reach is unobstructed, the high side reach shall be 48 inches maximum above the finish floor or ground and the low side reach shall be 15 inches minimum above the finish floor or ground.

Citation: 2010 ADAS Section 308.2.1

Where a forward reach is unobstructed, the high forward reach shall be 48 inches (1220 mm) maximum and the low forward reach shall be 15 inches (380 mm) minimum above the finish floor or ground.

2010 ADAS Section 308.3.1

Where a clear floor or ground space allows a parallel approach to an element and the side reach is unobstructed, the high side reach shall be 48 inches (1220 mm) maximum and the low side reach shall be 15 inches (380 mm) minimum above the finish floor or ground.

Girl's Restroom 2

Finding: 52

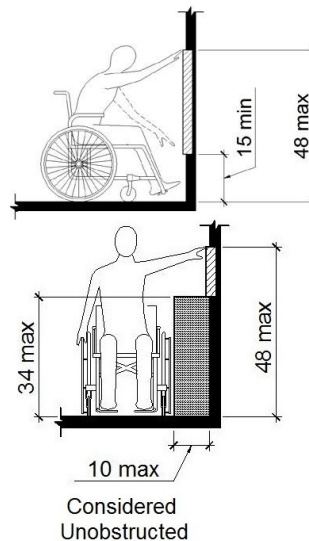
Budget Estimate: \$1,200.00

Recommendation:

Lower soap dispenser for all operable components to be 48" max AFF.

Barrier Priority:

3 (Moderate): Should be completed as soon as possible, but there may be other items that will provide greater access to persons with disabilities. (Includes findings that have a high financial impact on the entity in relationship to the degree of access provided).



As Built: The soap dispenser is not positioned correctly for either a side or front approach.

Where a clear floor or ground space allows a parallel or front approach and the side reach is unobstructed, the high side reach shall be 48 inches maximum above the finish floor or ground and the low side reach shall be 15 inches minimum above the finish floor or ground.

Citation: 2010 ADAS Section 308.2.1

Where a forward reach is unobstructed, the high forward reach shall be 48 inches (1220 mm) maximum and the low forward reach shall be 15 inches (380 mm) minimum above the finish floor or ground.

2010 ADAS Section 308.3.1

Where a clear floor or ground space allows a parallel approach to an element and the side reach is unobstructed, the high side reach shall be 48 inches (1220 mm) maximum and the low side reach shall be 15 inches (380 mm) minimum above the finish floor or ground.

Girl's Restroom 2

Finding: 53

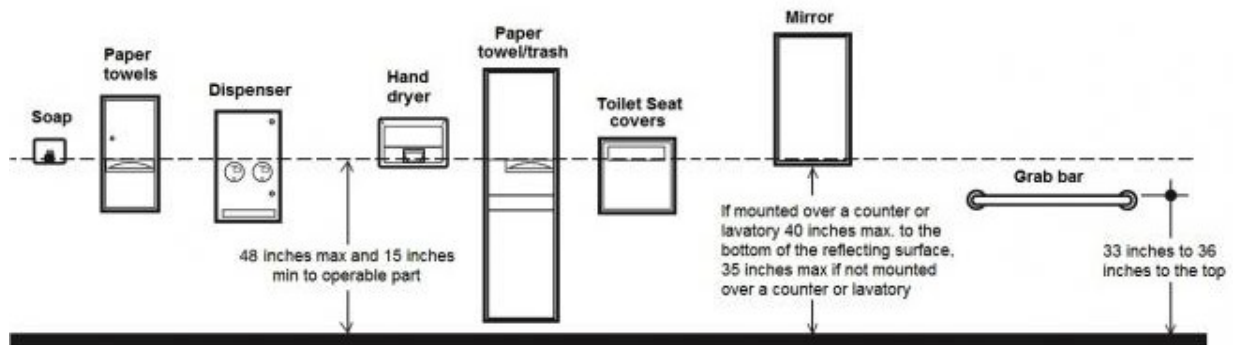

Budget Estimate: \$1,200.00

Recommendation:

Lower paper towel dispenser for all operable dispenser to be 48" max AFF.

Barrier Priority:

3 (Moderate): Should be completed as soon as possible, but there may be other items that will provide greater access to persons with disabilities. (Includes findings that have a high financial impact on the entity in relationship to the degree of access provided).



As Built: The paper towel dispenser's operation mechanism is too high off the floor. Dispensers must have all operable parts a maximum of 48 inches above the floor.

Citation: 2010 ADAS Section 308.2.1

Where a forward reach is unobstructed, the high forward reach shall be 48 inches (1220 mm) maximum and the low forward reach shall be 15 inches (380 mm) minimum above the finish floor or ground.

Teacher's Lounge

Finding: 54

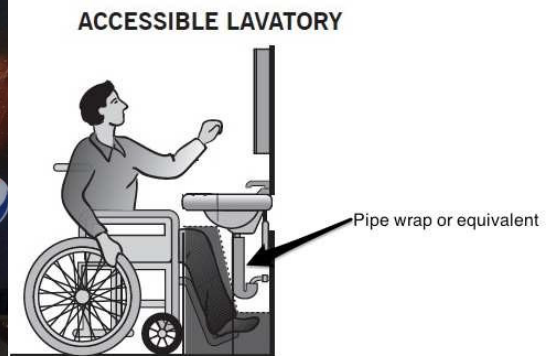
Budget Estimate: \$5,700.00

Recommendation:

Install new wall mounted countertop with sink. Rim of sink to be 34" max AFF.

Barrier Priority:

3 (Moderate): Should be completed as soon as possible, but there may be other items that will provide greater access to persons with disabilities. (Includes findings that have a high financial impact on the entity in relationship to the degree of access provided).



As Built: The top of the sink is too high.

Sinks that are required to be accessible shall be a minimum 17 inches in horizontal depth and mounted with the rim or counter edge no higher than 34 inches above the finished floor.

Citation: 2010 ADAS Section 606.3

Lavatories and sinks shall be installed with the front of the higher of the rim or counter surface 34 inches (865 mm) maximum above the finish floor or ground.

Teacher's Lounge Men's Restroom

Finding: 55

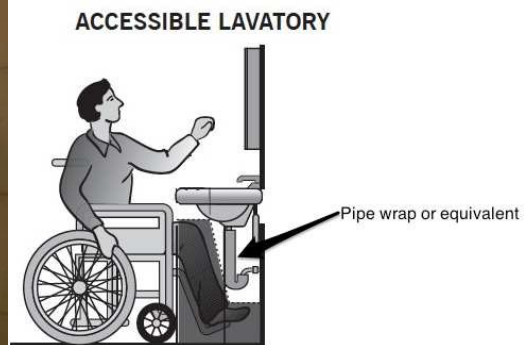
Budget Estimate: Included in Finding 56.

Recommendation:

Install new pipe insulation.

Barrier Priority:

3 (Moderate): Should be completed as soon as possible, but there may be other items that will provide greater access to persons with disabilities. (Includes findings that have a high financial impact on the entity in relationship to the degree of access provided).



As Built: The water and drainpipes under the lavatory are not adequately insulated.

Water supply and drainpipes under lavatories and sinks shall be insulated or otherwise configured to protect against contact. There shall be no sharp or abrasive surfaces under lavatories and sinks.

Citation: 2010 ADAS Section 606.5

Water supply and drainpipes under lavatories and sinks shall be insulated or otherwise configured to protect against contact. There shall be no sharp or abrasive surfaces under lavatories and sinks.

Teacher's Lounge Men's Restroom

Finding: 56

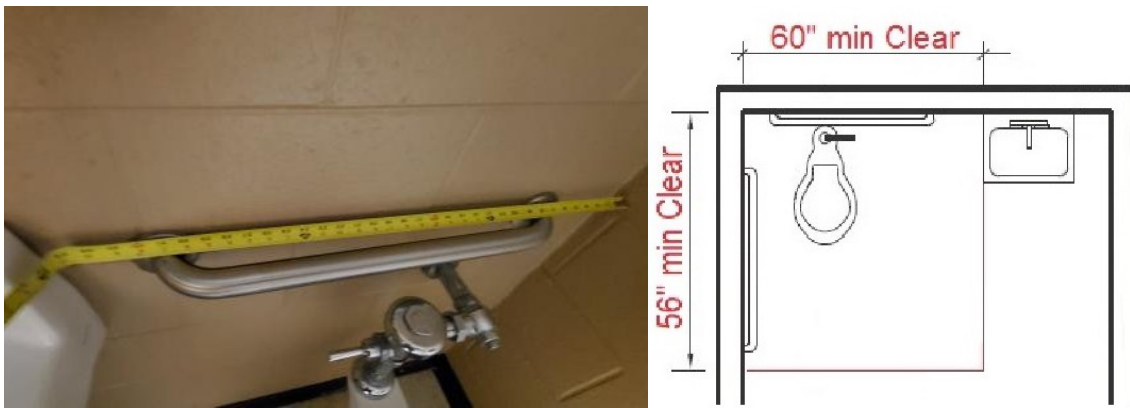
Budget Estimate: \$20,175.00

Recommendation:

Further design required to accommodate clearance

Barrier Priority:

3 (Moderate): Should be completed as soon as possible, but there may be other items that will provide greater access to persons with disabilities. (Includes findings that have a high financial impact on the entity in relationship to the degree of access provided).



As Built: The lavatory projects into the clear floor space required for the toilet. The clear floor space is 60 inches along the back wall by 56 inches.

The required clearance around the water closet shall be permitted to overlap the water closet, associated grab bars, dispensers, sanitary napkin disposal units, coat hooks, shelves, accessible routes, clear floor space and clearances required at other fixtures, and the turning space. No other fixtures or obstructions shall be located within the required water closet clearance.

Citation: 2010 ADAS Section 604.3.2

The required clearance around the water closet shall be permitted to overlap the water closet, associated grab bars, dispensers, sanitary napkin disposal units, coat hooks, shelves, accessible routes, clear floor space and clearances required at other fixtures, and the turning space. No other fixtures or obstructions shall be located within the required water closet clearance.

Teacher's Lounge Men's Restroom

Finding: 57

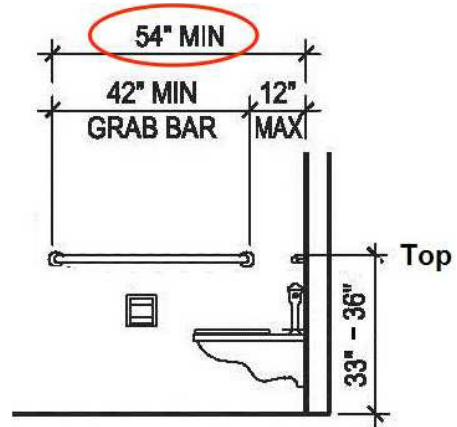
Budget Estimate: Included in Finding 56.

Recommendation:

Install new side grab to comply with side grab bar length requirement.

Barrier Priority:

3 (Moderate): Should be completed as soon as possible, but there may be other items that will provide greater access to persons with disabilities. (Includes findings that have a high financial impact on the entity in relationship to the degree of access provided).



As Built: The side grab bar does not extend far enough from the rear wall.

The side grab bar must extend at least 54 inches minimum beyond the rear wall and start a maximum of 12 inches from the rear wall. A 42 inch grab bar installed the maximum distance from the rear wall (12 inches) will leave the leading end 54 inches from the rear wall.

Grab bars shall be installed in a horizontal position, 33 inches minimum and 36 inches maximum above the finish floor measured to the top of the gripping surface.

Citation: 2010 ADAS Section 604.5.1

The side wall grab bar shall be 42 inches (1065 mm) long minimum, located 12 inches (305 mm) maximum from the rear wall and extending 54 inches (1370 mm) minimum from the rear wall.

Teacher's Lounge Women's Restroom

Finding: 58

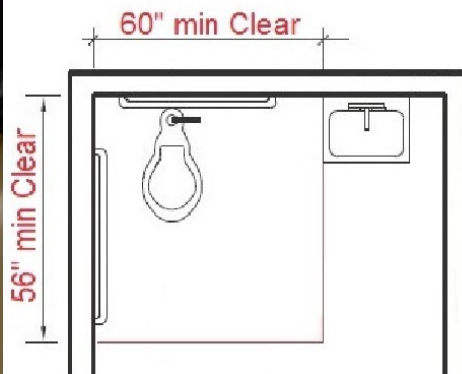
Budget Estimate: \$20,175.00

Recommendation:

Further design required to accommodate clearance.

Barrier Priority:

3 (Moderate): Should be completed as soon as possible, but there may be other items that will provide greater access to persons with disabilities. (Includes findings that have a high financial impact on the entity in relationship to the degree of access provided).



As Built: The lavatory projects into the clear floor space required for the toilet. The clear floor space is 60 inches along the back wall by 56 inches.

The required clearance around the water closet shall be permitted to overlap the water closet, associated grab bars, dispensers, sanitary napkin disposal units, coat hooks, shelves, accessible routes, clear floor space and clearances required at other fixtures, and the turning space. No other fixtures or obstructions shall be located within the required water closet clearance.

Citation: 2010 ADAS Section 604.3.2

The required clearance around the water closet shall be permitted to overlap the water closet, associated grab bars, dispensers, sanitary napkin disposal units, coat hooks, shelves, accessible routes, clear floor space and clearances required at other fixtures, and the turning space. No other fixtures or obstructions shall be located within the required water closet clearance.

Teacher's Lounge Women's Restroom

Finding: 59

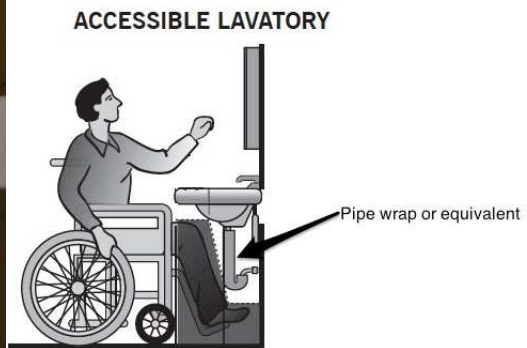
Budget Estimate: Included in Finding 58.

Recommendation:

Install new pipe insulation.

Barrier Priority:

3 (Moderate): Should be completed as soon as possible, but there may be other items that will provide greater access to persons with disabilities. (Includes findings that have a high financial impact on the entity in relationship to the degree of access provided).



As Built: The water and drainpipes under the lavatory are not adequately insulated.

Water supply and drainpipes under lavatories and sinks shall be insulated or otherwise configured to protect against contact. There shall be no sharp or abrasive surfaces under lavatories and sinks.

Citation: 2010 ADAS Section 606.5

Water supply and drainpipes under lavatories and sinks shall be insulated or otherwise configured to protect against contact. There shall be no sharp or abrasive surfaces under lavatories and sinks.

Boy's Restroom 3

Finding: 60

Budget Estimate: \$1,275.00

Recommendation:

Install new side grab to comply with side grab bar length requirement.

Barrier Priority:

3 (Moderate): Should be completed as soon as possible, but there may be other items that will provide greater access to persons with disabilities. (Includes findings that have a high financial impact on the entity in relationship to the degree of access provided).



As Built: The side grab bar does not extend far enough from the rear wall.

The side grab bar must extend at least 54 inches minimum beyond the rear wall and start a maximum of 12 inches from the rear wall. A 42 inch grab bar installed the maximum distance from the rear wall (12 inches) will leave the leading end 54 inches from the rear wall.

Grab bars shall be installed in a horizontal position, 33 inches minimum and 36 inches maximum above the finish floor measured to the top of the gripping surface.

Citation: 2010 ADAS Section 604.5.1

The side wall grab bar shall be 42 inches (1065 mm) long minimum, located 12 inches (305 mm) maximum from the rear wall and extending 54 inches (1370 mm) minimum from the rear wall.

Boy's Restroom 3

Finding: 61

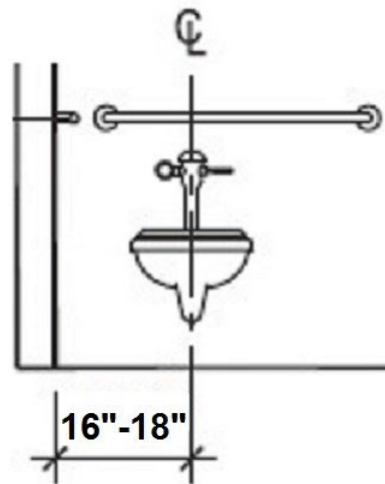
Budget Estimate: \$5,700.00

Recommendation:

Move toilet to be within 16-18".

Barrier Priority:

3 (Moderate): Should be completed as soon as possible, but there may be other items that will provide greater access to persons with disabilities. (Includes findings that have a high financial impact on the entity in relationship to the degree of access provided).



As Built: The toilet is not located within the range allowed from the side wall or partition. The centerline of the toilet must be 16 to 18 inches from the side wall.

Citation: 2010 ADAS Section 604.2

The water closet shall be positioned with a wall or partition to the rear and to one side. The centerline of the water closet shall be 16 inches (405 mm) minimum to 18 inches (455 mm) maximum from the side wall or partition, except that the water closet shall be 17 inches (430 mm) minimum and 19 inches (485 mm) maximum from the side wall or partition in the ambulatory accessible toilet compartment specified in 604.8.2. Water closets shall be arranged for a left-hand or right-hand approach.

Boy's Restroom 3

Finding: 62

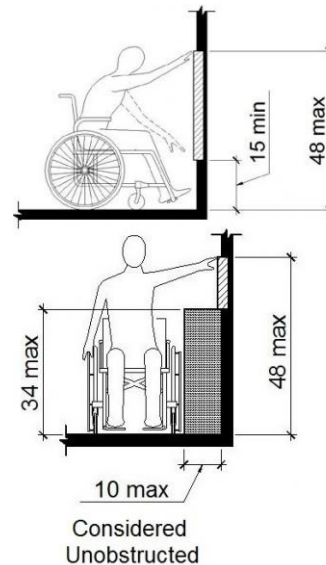

Budget Estimate: \$0.00

Recommendation:

Lower coat hook to 48" max AFF.

Barrier Priority:

3 (Moderate): Should be completed as soon as possible, but there may be other items that will provide greater access to persons with disabilities. (Includes findings that have a high financial impact on the entity in relationship to the degree of access provided).



As Built: The coat hook is installed greater than 48 inches above the finished floor.

Where a forward reach is unobstructed, the high forward reach shall be 48 inches maximum above the finished floor.

Citation: 2010 ADAS Section 308.2.1

Where a forward reach is unobstructed, the high forward reach shall be 48 inches (1220 mm) maximum and the low forward reach shall be 15 inches (380 mm) minimum above the finish floor or ground.

Girl's Restroom 3

Finding: 63

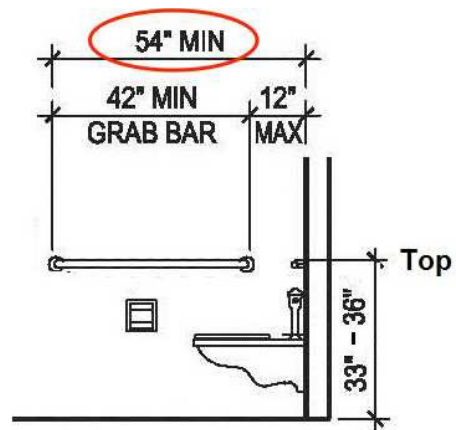
Budget Estimate: \$1,275.00

Recommendation:

Install new side grab to comply with side grab bar length requirement.

Barrier Priority:

3 (Moderate): Should be completed as soon as possible, but there may be other items that will provide greater access to persons with disabilities. (Includes findings that have a high financial impact on the entity in relationship to the degree of access provided).



As Built: The side grab bar does not extend far enough from the rear wall.

The side grab bar must extend at least 54 inches minimum beyond the rear wall and start a maximum of 12 inches from the rear wall. A 42 inch grab bar installed the maximum distance from the rear wall (12 inches) will leave the leading end 54 inches from the rear wall.

Grab bars shall be installed in a horizontal position, 33 inches minimum and 36 inches maximum above the finish floor measured to the top of the gripping surface.

Citation: 2010 ADAS Section 604.5.1

The side wall grab bar shall be 42 inches (1065 mm) long minimum, located 12 inches (305 mm) maximum from the rear wall and extending 54 inches (1370 mm) minimum from the rear wall.

Girl's Restroom 3

Finding: 64

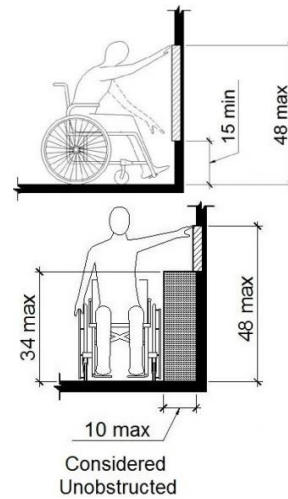
Budget Estimate: \$0.00

Recommendation:

Install new coat hook to 48" max AFF.

Barrier Priority:

3 (Moderate): Should be completed as soon as possible, but there may be other items that will provide greater access to persons with disabilities. (Includes findings that have a high financial impact on the entity in relationship to the degree of access provided).



As Built: The coat hook is installed greater than 48 inches above the finished floor.

Where a forward reach is unobstructed, the high forward reach shall be 48 inches maximum above the finished floor.

Citation: 2010 ADAS Section 308.2.1

Where a forward reach is unobstructed, the high forward reach shall be 48 inches (1220 mm) maximum and the low forward reach shall be 15 inches (380 mm) minimum above the finish floor or ground.

Civil Findings

Basketball Court (East): Lat: 36.3384500000; Long: -88.8416100000

Finding: 1

Budget Estimate: \$9,000.00

Recommendation:

Replace paved route from school entrance to court entrance approaching 160' at 5' wide.

Barrier Priority:

2 (Important): Should be completed as soon as possible. (Includes findings that would remove barriers to the greatest number of people to your goods and services).



As Built: Slope varies to 4%. Surface is not firm, stable and slip resistant. The cross slope of the pedestrian access route is excessive. The cross slope of pedestrian access routes shall be 2 percent maximum.

Citation: 2011 PROWAG Section R302.6

Except as provided in R302.6.1 and R302.6.2 (Pedestrian Street Crossings Without Yield or Stop Control and Midblock Pedestrian Street Crossings), the cross slope of pedestrian access routes shall be 2 percent maximum.

Advisory R302.6 Cross Slope. The cross slope requirements in R302.6 apply to sidewalks and other pedestrian circulation paths, pedestrian street crossings and at-grade rail crossings, and pedestrian overpasses and underpasses and similar structures (see R302.2). The cross slope of the pedestrian access route is measured perpendicular to the direction of pedestrian travel. Cross slope requirements are contained in R304.5.3 for curb ramps and blended transitions, and in R407.3 for ramps.

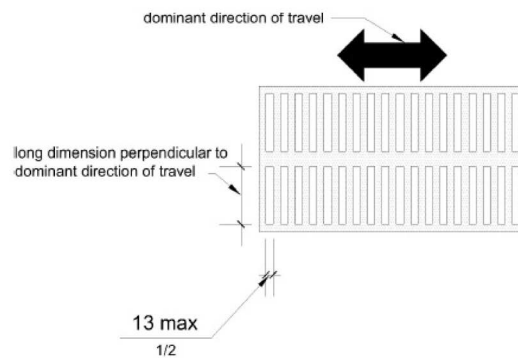
Basketball Court (East); Lat: 36.3384000000, Long: -88.8415900000

Finding: 2

Budget Estimate: \$1,000.00

Recommendation: Provide sealant to wide cracks.

Barrier Priority: 2 (Important): Should be completed as soon as possible. (Includes findings that would remove barriers to the greatest number of people to your goods and services)



As Built: Multiple cracks exceed 1/2". The surface of the pedestrian access route has openings greater than 1/2 inch.

Horizontal openings in gratings and joints shall not permit passage of a sphere more than 13 mm (0.5 in) in diameter.

Citation: 2011 PROWAG Section R302.7.3

Horizontal openings in gratings and joints shall not permit passage of a sphere more than 13 mm (0.5 in) in diameter. Elongated openings in gratings shall be placed so that the long dimension is perpendicular to the dominant direction of travel.

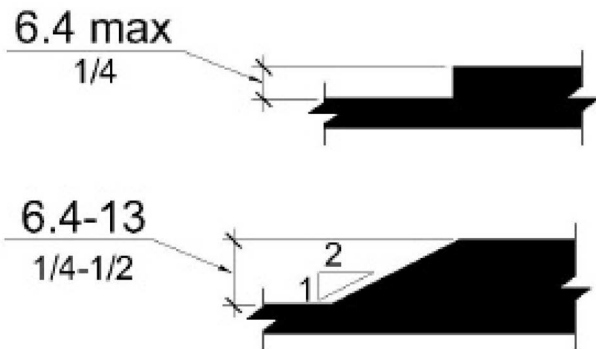
Main Playground (West); Lat: 36.3383200000, Long: -88.8429000000

Finding: 3

Budget Estimate: \$1,500.00

Recommendation: Provide ramp/flush access.

Barrier Priority: 1 (High): Should be completed immediately. (Includes findings that have little or no cost, were in violation of the codes at the time of construction, or pose an imminent safety threat)



As Built: Sloped curb at gated playground access. The surface of the pedestrian access route has vertical discontinuities greater than 1/2 inch or between 1/4 inch and 1/2 inch that are not beveled.

Vertical surface discontinuities shall be 0.5 inch maximum. Vertical surface discontinuities between 0.25 inch and 0.5 inch shall be beveled with a slope not steeper than 50 percent. The bevel shall be applied across the entire vertical surface discontinuity.

Citation: 2011 PROWAG Section R302.7.2

Vertical surface discontinuities shall be 13 mm (0.5 in) maximum. Vertical surface discontinuities between 6.4 mm (0.25 in) and 13 mm (0.5 in) shall be beveled with a slope not steeper than 50 percent. The bevel shall be applied across the entire vertical surface discontinuity. Advisory R302.7.2 Vertical Surface Discontinuities. The allowance for vertical surface discontinuities is for occasional expansion joints and objects such as utility covers, vault frames, and gratings that cannot be located in another portion of the sidewalk outside the pedestrian access route. However, objects such as utility covers, vault frames, and gratings should not be located on curb ramp runs, blended transitions, turning spaces, or gutter areas within the pedestrian access route. This may not always be possible in alterations, but should be avoided wherever possible. Vertical surface discontinuities between unit pavers should be minimized.

Main Playground (West): Lat: 36.3399400000; Long: -88.8433900000

Finding: 4

Budget Estimate: \$40,000.00

Recommendation:

Provide an accessible pathway to all playground areas, (approximately 800 L.F. at 8' wide) including modifications and playground borders.

Barrier Priority:

1 (High): Should be completed immediately. (Includes findings that have little or no cost, were in violation of the codes at the time of construction, or pose an imminent safety threat).



As Built: All playground components are inside wood borders filled with pea gravel. No route between components, benches, etc. No ground level play components. The ground level play component(s) are not on an accessible route.

Where ground level play components are provided, at least one of each type shall be on an accessible route and shall comply.

Citation: 2010 ADAS Section 240.2.1.1

Where ground level play components are provided, at least one of each type shall be on an accessible route and shall comply with 1008 .4.

Main Playground (West): Lat: 36.3399400000; Long: -88.8433900000

Finding: 5

Budget Estimate: \$20,000.00

Recommendation:

Provide ground level play components as required.

Barrier Priority:

3 (Moderate): Should be completed as soon as possible, but there may be other items that will provide greater access to persons with disabilities. (Includes findings that have a high financial impact on the entity in relationship to the degree of access provided).

Table 240.2.1.2 Number and Types of Ground Level Play Components Required to be on Accessible Routes

Number of Elevated Play Components Provided	Minimum Number of Ground Level Play Components Required to be on an Accessible Route	Minimum Number of Different Types of Ground Level Play Components Required to be on an Accessible Route
1	Not applicable	Not applicable
2 to 4	1	1
5 to 7	2	2
8 to 10	3	3
11 to 13	4	3
14 to 16	5	3
17 to 19	6	3
20 to 22	7	4
23 to 25	8	4
26 and over	8, plus 1 for each additional 3, or fraction thereof, over 25	5

As Built: There are not enough accessible ground level play components based on the number of elevated play components.

Citation: 2010 ADAS Section 240.2.1.2

Where elevated play components are provided, ground level play components shall be provided in accordance with Table 240.2.1.2 and shall comply with 1008 .4.

West Parking Lot & Entrance: Lat: 36.3391200000; Long: -88.8427700000

Finding: 6

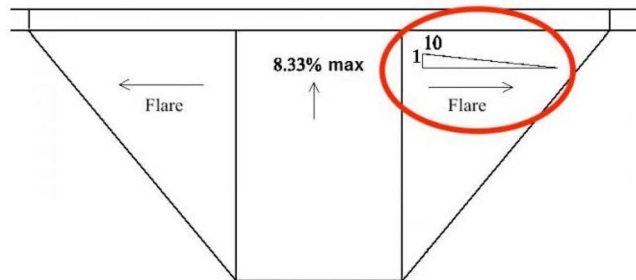

Budget Estimate: \$2,500.00

Recommendation:

Replace the curb ramp.

Barrier Priority:

4 (Low): Should be completed as soon as possible due to being a technical violation but may not result in providing greater access to persons with disabilities. (Includes findings that are technical violations but provide a moderate to low increase in accessibility compared to the financial impact on the entity).



As Built: The ramp varies around 19%. The curb ramp side flares are too steep.

The sides of curb ramps (curb ramp flares) where provided, shall not be steeper than 1:10.

Citation: 2010 ADAS Section 406.3

Where provided, curb ramp flares shall not be steeper than 1:10.

West Parking Lot & Entrance: Lat: 36.3392600000; Long: -88.8433800000

Finding: 7

Budget Estimate: \$2,000.00

Recommendation:

Install curb ramp in line with crosswalk.

Barrier Priority:

1 (High): Should be completed immediately. (Includes findings that have little or no cost, were in violation of the codes at the time of construction or pose an imminent safety threat).



As Built: The only ramped surface is blocked by a gate and is also missing detectable warning. There is no pedestrian access route at the street crossing.

A curb ramp, blended transition, or a combination of curb ramps and blended transitions shall connect the pedestrian access routes at each pedestrian street crossing. The curb ramp (excluding any flared sides) or blended transition shall be contained wholly within the width of the pedestrian street crossing served.

Citation: 2011 PROWAG Section R207.1

A curb ramp, blended transition, or a combination of curb ramps and blended transitions complying with R304 (Curb Ramps and Blended Transitions) shall connect the pedestrian access routes at each pedestrian street crossing. The curb ramp (excluding any flared sides) or blended transition shall be contained wholly within the width of the pedestrian street crossing served.

West Parking Lot & Entrance: Lat: 36.3399400000; Long: -88.8433900000

Finding: 8

Budget Estimate: \$1,200.00

Recommendation:

Provide striping, access aisle, and signage for three stalls including one designated for vans.

Barrier Priority:

1 (High): Should be completed immediately. (Includes findings that have little or no cost, were in violation of the codes at the time of construction or pose an imminent safety threat).



Total Number of Parking Spaces	Minimum Number of Required Accessible Parking Spaces
1 to 25	1
26 to 50	2
51 to 75	3
76 to 100	4
101 to 150	5
151 to 200	6
201 to 300	7
301 to 400	8
401 to 500	9
501 to 1000	2 percent of total
1 001 and over	20, plus 1 for each 100, or fraction thereof, over 1000

As Built: Approximately 60 spaces in lot. There is one 10' stall with signage. No striping, van sign, or access aisle. There are not enough accessible stalls.

There are (1) accessible parking stalls including (0) designated for a van.

There should be a minimum of (3) accessible parking stalls including a minimum of (1) van accessible stalls.

Citation: 2010 ADAS Section 208.2

Parking spaces complying with 502 shall be provided in accordance with Table 208.2 except as required by 208.2.1, 208.2.2, and 208.2.3. Where more than one parking facility is provided on a site, the number of accessible spaces provided on the site shall be calculated according to the number of spaces required for each parking facility.

West Parking Lot & Entrance: Lat: 36.3387700000; Long: -88.8425400000

Finding: 9

Budget Estimate: \$2,000.00

Recommendation:

Replace sidewalk where the slope exceeds 2%.

Barrier Priority:

4 (Low): Should be completed as soon as possible due to being a technical violation but may not result in providing greater access to persons with disabilities. (Includes findings that are technical violations but provide a moderate to low increase in accessibility compared to the financial impact on the entity).



As Built: The cross slope of the pedestrian access route is excessive, varying over 3%, approximately 20'x8'.

The cross slope of pedestrian access routes shall be 2 percent maximum.

Citation: 2011 PROWAG Section R302.6

Except as provided in R302.6.1 and R302.6.2 (Pedestrian Street Crossings Without Yield or Stop Control and Midblock Pedestrian Street Crossings), the cross slope of pedestrian access routes shall be 2 percent maximum.

Advisory R302.6 Cross Slope. The cross slope requirements in R302.6 apply to sidewalks and other pedestrian circulation paths, pedestrian street crossings and at-grade rail crossings, and pedestrian overpasses and underpasses and similar structures (see R302.2). The cross slope of the pedestrian access route is measured perpendicular to the direction of pedestrian travel. Cross slope requirements are contained in R304.5.3 for curb ramps and blended transitions, and in R407.3 for ramps.

West Parking Lot & Entrance: Lat: 36.3387700000; Long: -88.8425400000

Finding: 10

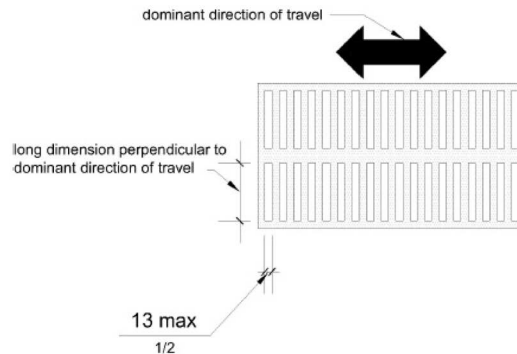
Budget Estimate: \$100.00

Recommendation:

Fill sidewalk crack with sealant to provide a flush surface.

Barrier Priority:

3 (Moderate): Should be completed as soon as possible, but there may be other items that will provide greater access to persons with disabilities. (Includes findings that have a high financial impact on the entity in relationship to the degree of access provided).



As Built: The surface of the pedestrian access route has openings greater than 1/2 inch.

Horizontal openings in gratings and joints shall not permit passage of a sphere more than 13 mm (0.5 in) in diameter.

Citation: 2011 PROWAG Section R302.7.3

Horizontal openings in gratings and joints shall not permit passage of a sphere more than 13 mm (0.5 in) in diameter. Elongated openings in gratings shall be placed so that the long dimension is perpendicular to the dominant direction of travel.

East Parking Lot: Lat: 36.3399400000; Long: -88.8433900000

Finding: 11

Budget Estimate: \$1,200.00

Recommendation:

Provide two accessible parking stalls, including access aisles and signs, with at least one being designated as van accessible.

Barrier Priority:

1 (High): Should be completed immediately. (Includes findings that have little or no cost, were in violation of the codes at the time of construction, or pose an imminent safety threat).

Total Number of Parking Spaces Provided in Parking Facility	Minimum Number of Required Accessible Parking Spaces
1 to 25	1
26 to 50	2
51 to 75	3
76 to 100	4
101 to 150	5
151 to 200	6
201 to 300	7
301 to 400	8
401 to 500	9
501 to 1000	2 percent of total
1001 and over	20, plus 1 for each 100, or fraction thereof, over 1000

As Built: There are no accessible parking stalls.

Each lot where parking is provided for the public as clients, guests or employees, shall provide accessible parking and shall be located on the shortest accessible route of travel from adjacent parking to an accessible entrance.

There are a total of (34) parking stalls in the parking lot that could be reasonably associated with this facility. There should be a minimum of (2) accessible stalls with a minimum of (1) being designed as van accessible

Citation: 2010 ADAS Section 208.2

Parking spaces complying with 502 shall be provided in accordance with Table 208.2 except as required by 208.2.1, 208.2.2, and 208.2.3. Where more than one parking facility is provided on a site, the number of accessible spaces provided on the site shall be calculated according to the number of spaces required for each parking facility.

East Parking Lot: Lat: 36.3386700000; Long: -88.8415500000

Finding: 12

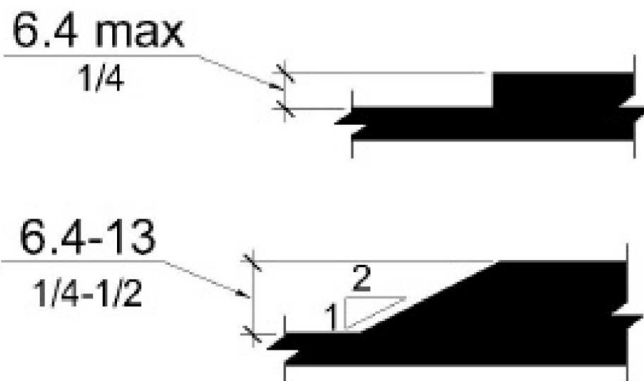
Budget Estimate: \$150.00

Recommendation:

Remove grass to create a level surface between the lot and the sidewalk.

Barrier Priority:

4 (Low): Should be completed as soon as possible due to being a technical violation but may not result in providing greater access to persons with disabilities. (Includes findings that are technical violations but provide a moderate to low increase in accessibility compared to the financial impact on the entity).



As Built: There is grass mounded up that is over 1" thick. The surface of the pedestrian access route has vertical discontinuities greater than 1/2 inch or between 1/4 inch and 1/2 inch that are not beveled.

Vertical surface discontinuities shall be 0.5 inch maximum. Vertical surface discontinuities between 0.25 inch and 0.5 inch shall be beveled with a slope not steeper than 50 percent. The bevel shall be applied across the entire vertical surface discontinuity.

Citation: 2011 PROWAG Section R302.7.2

Vertical surface discontinuities shall be 13 mm (0.5 in) maximum. Vertical surface discontinuities between 6.4 mm (0.25 in) and 13 mm (0.5 in) shall be beveled with a slope not steeper than 50 percent. The bevel shall be applied across the entire vertical surface discontinuity. Advisory R302.7.2 Vertical Surface Discontinuities. The allowance for vertical surface discontinuities is for occasional expansion joints and objects such as utility covers, vault frames, and gratings that cannot be located in another portion of the sidewalk outside the pedestrian access route. However, objects such as utility covers, vault frames, and gratings should not be located on curb ramp runs, blended transitions, turning spaces, or gutter areas within the pedestrian access route. This may not always be possible in alterations but should be avoided wherever possible. Vertical surface discontinuities between unit pavers should be minimized.

East Parking Lot; Lat: 36.3387000000; Long: -88.8416400000

Finding: 13

Budget Estimate: \$8,000.00

Recommendation:

Replace 70x10 to remove dip in sidewalk above pipe and keep slope less than 5% or install handrail.

Barrier Priority:

3 (Moderate): Should be completed as soon as possible, but there may be other items that will provide greater access to persons with disabilities. (Includes findings that have a high financial impact on the entity in relationship to the degree of access provided).



As Built: The grade of the pedestrian access route varies approximately 8% for 40'x10', which is too steep.

Where pedestrian access routes are not contained within a street or highway right-of-way, the grade of pedestrian access routes shall be 5 percent maximum.

Citation: 2011 PROWAG Section R302.5

Except as provided in R302.5.1, where pedestrian access routes are contained within a street or highway right-of-way, the grade of pedestrian access routes shall not exceed the general grade established for the adjacent street or highway. Where pedestrian access routes are not contained within a street or highway right-of-way, the grade of pedestrian access routes shall be 5 percent maximum.

Advisory R302.5 Grade. The grade requirements in R302.5 apply to sidewalks and other pedestrian circulation paths, pedestrian street crossings and at-grade rail crossings, and pedestrian overpasses and underpasses and similar structures (see R302.2). The grade of the pedestrian access route is measured parallel to the direction of pedestrian travel. Running slope requirements are contained in R304.2.2 for perpendicular curb ramps, in R304.3.2 for parallel curb ramps, in R304.4. 1 for blended transitions, and in R407.2 for ramps.

North Parking Lot & Entrance: Lat: 36.3397300000; Long: -88.8434200000

Finding: 14

Budget Estimate: \$1,200.00

Recommendation:

Provide ramp at designated street crossing.

Barrier Priority:

1 (High): Should be completed immediately. (Includes findings that have little or no cost, were in violation of the codes at the time of construction, or pose an imminent safety threat).



As Built: There is no pedestrian access route at the street crossing.

A curb ramp, blended transition, or a combination of curb ramps and blended transitions shall connect the pedestrian access routes at each pedestrian street crossing. The curb ramp (excluding any flared sides) or blended transition shall be contained wholly within the width of the pedestrian street crossing served.

Citation: 2011 PROWAG Section R207.1

A curb ramp, blended transition, or a combination of curb ramps and blended transitions complying with R304 (Curb Ramps and Blended Transitions) shall connect the pedestrian access routes at each pedestrian street crossing. The curb ramp (excluding any flared sides) or blended transition shall be contained wholly within the width of the pedestrian street crossing served.

North Parking Lot & Entrance: Lat: 36.3397900000; Long: -88.8432500000

Finding: 15

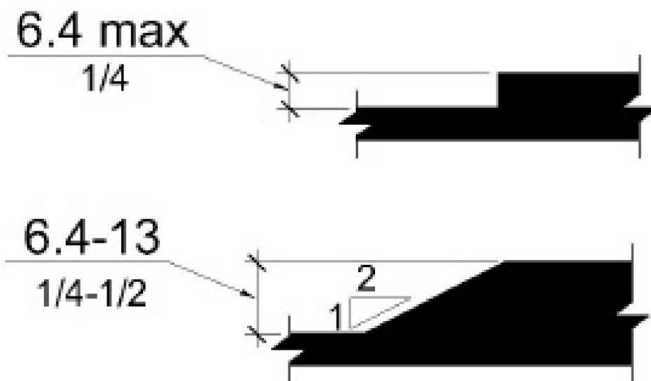
Budget Estimate: \$100.00

Recommendation:

Bevel transition.

Barrier Priority:

4 (Low): Should be completed as soon as possible due to being a technical violation but may not result in providing greater access to persons with disabilities. (Includes findings that are technically violations but provide a moderate to low increase in accessibility compared to the financial impact on the entity).



As Built: The surface of the pedestrian access route has vertical discontinuities greater than 1/2 inch or between 1/4 inch and 1/2 inch that are not beveled. Vertical surface discontinuities shall be 0.5 inch maximum. Vertical surface discontinuities between 0.25 inch and 0.5 inch shall be beveled with a slope not steeper than 50 percent. The bevel shall be applied across the entire vertical surface discontinuity.

Citation: 2011 PROWAG Section R302.7.2

Vertical surface discontinuities shall be 13 mm (0.5 in) maximum. Vertical surface discontinuities between 6.4 mm (0.25 in) and 13 mm (0.5 in) shall be beveled with a slope not steeper than 50 percent. The bevel shall be applied across the entire vertical surface discontinuity. Advisory R302.7.2 Vertical Surface Discontinuities. The allowance for vertical surface discontinuities is for occasional expansion joints and objects such as utility covers, vault frames, and gratings that cannot be located in another portion of the sidewalk outside the pedestrian access route. However, objects such as utility covers, vault frames, and gratings should not be located on curb ramp runs, blended transitions, turning spaces, or gutter areas within the pedestrian access route. This may not always be possible in alterations but should be avoided wherever possible. Vertical surface discontinuities between unit pavers should be minimized.

East Playground: Lat: 36.3399400000; Long: -88.8433900000

Finding: 16

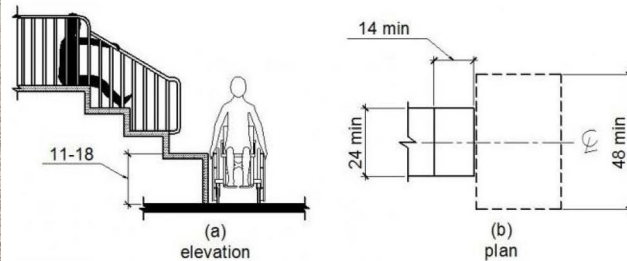
Budget Estimate: \$1,000.00

Recommendation:

Coordinate adjustment of platform with manufacturer.

Barrier Priority:

3 (Moderate): Should be completed as soon as possible, but there may be other items that will provide greater access to persons with disabilities. (Includes findings that have a high financial impact on the entity in relationship to the degree of access provided).



As Built: The transfer platform is 26", which is not within the compliant range above the ground.

The height of transfer platforms shall be 11 inches minimum and 18 inches maximum measured to the top of the surface from the ground or floor surface.

Citation: 2010 ADAS Section 1008.3.1.2

The height of transfer platforms shall be 11 inches (280 mm) minimum and 18 inches (455 mm) maximum measured to the top of the surface from the ground or floor surface.

East Playground: Lat: 36.3399400000; Long: -88.8433900000

Finding: 17

Budget Estimate: \$20,000.00

Recommendation:

Provide at least 2 ground level play components.

Barrier Priority:

3 (Moderate): Should be completed as soon as possible, but there may be other items that will provide greater access to persons with disabilities. (Includes findings that have a high financial impact on the entity in relationship to the degree of access provided).

Table 240.2.1.2 Number and Types of Ground Level Play Components Required to be on Accessible Routes

Number of Elevated Play Components Provided	Minimum Number of Ground Level Play Components Required to be on an Accessible Route	Minimum Number of Different Types of Ground Level Play Components Required to be on an Accessible Route
1	Not applicable	Not applicable
2 to 4	1	1
5 to 7	2	2
8 to 10	3	3
11 to 13	4	3
14 to 16	5	3
17 to 19	6	3
20 to 22	7	4
23 to 25	8	4
26 and over	8, plus 1 for each additional 3, or fraction thereof, over 25	5

As Built: There are not enough accessible ground level play components based on the number of elevated play components.

There should be a minimum of two different types of accessible ground level play components.

Citation: 2010 ADAS Section 240.2.1.2

Where elevated play components are provided, ground level play components shall be provided in accordance with Table 240.2.1.2 and shall comply with 1008.4.

East Playground: Lat: 36.3392700000; Long: -88.8415600000

Finding: 18

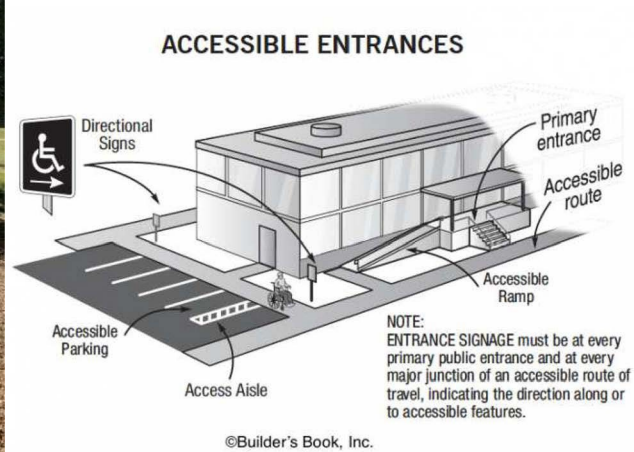
Budget Estimate: \$3,000.00

Recommendation:

Provide an accessible path and entrance to the playground with sidewalk and ramp or border.

Barrier Priority:

1 (High): Should be completed immediately. (Includes findings that have little or no cost, were in violation of the codes at the time of construction, or pose an imminent safety threat).



As Built: All playground equipment is enclosed in a pea gravel filled wooden box that is elevated with no ramp entry.

There is no accessible route to the playground.

At least one accessible route shall connect accessible buildings, accessible facilities, accessible elements, and accessible spaces that are on the same site.

Citation: 2010 ADAS Section 206.2.2

At least one accessible route shall connect accessible buildings, accessible facilities, accessible elements, and accessible spaces that are on the same site.

PROJECT & BUDGET RECOMMENDATIONS

FINDINGS & RECOMMENDATIONS – MARTIN ELEMENTARY SCHOOL

The existing Martin Elementary School has significant ADA compliance deficiencies. After discussion with the City, the decision was made to provide an accessible entryway, to provide access to the reception counters, to provide a compliant public restroom, and to lower specific fire extinguishers, fire alarm pulls, light switches, alarm pads, drinking fountains, defibrillators, and thermostats throughout the building. The remainder of the facility will remain as currently designed.

PRIORITY 1 (High)			
Estimated Cost	Location	Finding	Distress / Description / Recommendation
\$50,100.00	Total		
\$1,500.00	Main Playground (West)	3	Provide ramp / flush access.
\$40,000.00	Main Playground (West)	4	Provide an accessible pathway to all playground areas, (approximately 800 L.F. at 8' wide) including modifications and playground
\$2,000.00	West Parking Lot & Entrance	7	Install curb ramp in line with crosswalk.
\$1,200.00	West Parking Lot & Entrance	8	Provide striping, access aisle, and signage for three stalls including one designated for vans.
\$1,200.00	East Parking Lot	11	Provide two accessible parking stalls, including access aisles and signs, with at least one being designated as van accessible.
\$1,200.00	North Parking Lot & Entrance	14	Provide ramp at designated street crossing.
\$3,000.00	East Playground	18	Provide an accessible path and entrance to the playground with sidewalk and ramp or border.

PRIORITY 2 (Important)			
Estimated Cost	Location	Finding	Distress / Description / Recommendation
\$46,374.00	Total		
\$18,187.00	Reception	12	Cut out 3' (width) section and replace with new counter at 36" AFF.
\$18,187.00	Reception	14	Cut out 3' (width) section and replace with new counter at 36" AFF.
\$9,000.00	Basketball Court (East)	1	Replace paved route from school entrance to court entrance approaching 160' at 5' wide.

\$1,000.00	Basketball Court (East)	2	Provide sealant to wide cracks.
------------	-------------------------	---	---------------------------------

PRIORITY 3 (Moderate)			
Estimated Cost	Location	Finding	Distress/ Description/ Recommendation
\$263,475.00	Total		
\$1,950.00	Corridor	1	Lower alarm pad for all operable components to be 48" max AFF.
\$1,950.00	Corridor	2	Lower alarm pad for all operable components to be 48" max AFF.
\$1,950.00	Corridor	3	Lower alarm pad for all operable components to be 48" max AFF.
\$20,725.00	Corridor	4	Lower drinking fountain for outlet to be 36" Max AFF.
\$1,950.00	Corridor	5	Lower fire alarm pull station for all operable components to be 48" max AFF.
\$1,950.00	Corridor	6	Lower thermostat for all operable components to be 48" max AFF.
\$1,200.00	Corridor	7	Lower defibrillator cabinet for handle to be 48" max AFF.
\$1,950.00	Corridor	8	Lower thermostat for all operable components to be 48" max AFF.
\$1,950.00	Corridor	9	Lower fire alarm pull station for all operable components to be 48" max AFF.
\$1,950.00	Corridor	10	Lower fire alarm pull station for all operable components to be 48" max AFF.
\$1,200.00	Corridor	11	Lower defibrillator cabinet for handle to be 48" max AFF.
\$1,950.00	Corridor	13	Lower thermostat for all operable components to be 48" max AFF.
\$20,175.00	Principle Restroom	15	Further design required to accommodate compliant restroom.
\$1,950.00	General	16	All switches to be lowered to 48" max AFF.
\$1,950.00	General	17	Lower thermostat for all operable components to be 48" max AFF.
\$1,950.00	Library	18	Lower thermostat for all operable components to be 48" max AFF.
\$1,950.00	Library	19	Lower fire alarm pull station for all operable components to be 48" max AFF.
\$20,175.00	Staff Restroom	20	Further design required to accommodate compliant restroom.
\$1,275.00	Staff Restroom	21	Further design required to accommodate compliant restroom

PRIORITY 3 (Moderate)			
\$1,200.00	Staff Restroom	22	Install new pipe insulation.
\$1,275.00	Nurse Restroom	23	Install new rear grab bar.
\$1,275.00	Nurse Restroom	24	Install new side grab to meet required dimensions.
\$1,200.00	Nurse Restroom	25	Install new pipe insulation.
\$2,400.00	Nurse Restroom	26	Install new shower to have a 1/2" max threshold.
\$1,275.00	Girl's Restroom	27	Install new side grab to meet required dimensions.
\$0.00	Girl's Restroom	28	Lower coat hook to 48" max AFF.
\$1,275.00	Boy's Restroom	29	Install new side grab to meet required dimensions.
\$0.00	Boy's Restroom	30	Lower coat hook to 48" max AFF.
\$1,950.00	Gymnasium	31	Lower fire alarm pull station for all operable components to be 48" max AFF.
\$1,950.00	Gymnasium	32	Lower fire alarm pull station for all operable components to be 48" max AFF.
\$1,950.00	Gymnasium	33	Lower fire alarm pull station for all operable components to be 48" max AFF.
\$1,950.00	Stage Area	34	Lower thermostat for all operable components to be 48" max AFF.
\$1,950.00	Stage Area	35	Lower fire alarm pull station for all operable components to be 48" max AFF.
\$20,175.00	Stage Area	36	Further design required to accommodate restroom.
\$1,950.00	Cafeteria	37	Lower fire alarm pull station for all operable components to be 48" max AFF.
\$1,950.00	Cafeteria	38	Lower thermostat for all operable components to be 48" max AFF.
\$1,950.00	Cafeteria	39	Lower fire alarm pull station for all operable components to be 48" max AFF.
\$1,950.00	Cafeteria	40	Lower fire alarm pull station for all operable components to be 48" max AFF.
\$3,900.00	Kitchen	41	Lower Ansul Suppression pull station for all operable components to be 48" max AFF.
\$1,950.00	Kitchen	42	Lower thermostat for all operable components to be 48" max AFF.
\$1,950.00	Kitchen	43	Lower fire alarm pull station for all operable components to be 48" max AFF.
\$3,300.00	Boy's Restroom 2	44	Lower lavatory to 34" max AFF.

PRIORITY 3 (Moderate)			
\$2,700.00	Boy's Restroom 2	45	Reinstall flush hardware for handle to be open side.
\$1,275.00	Boy's Restroom 2	46	Install new side grab to comply with side grab bar length requirement.
\$1,200.00	Boy's Restroom 2	47	Lower soap dispenser for all operable components to be 48" max AFF.
\$1,200.00	Boy's Restroom 2	48	Lower paper towel dispenser for all operable dispenser to be 48" max AFF.
\$0.00	Boy's Restroom 2	49	Lower coat hook to 48" max AFF.
\$1,275.00	Girl's Restroom 2	50	Install new side grab to comply with side grab bar length requirement.
\$1,200.00	Girl's Restroom 2	51	Lower soap dispenser for all operable components to be 48" max AFF.
\$1,200.00	Girl's Restroom 2	52	Lower soap dispenser for all operable components to be 48" max AFF.
\$1,200.00	Girl's Restroom 2	53	Lower paper towel dispenser for all operable dispenser to be 48" max AFF.
\$5,700.00	Teacher's Lounge	54	Install new wall mounted countertop with sink. Rim of sink to be 34" max AFF.
Included in Finding 56	Teacher's Lounge Men's Restroom	55	Install new pipe insulation.
\$20,175.00	Teacher's Lounge Men's Restroom	56	Further design required to accommodate clearance.
Included in Finding 56	Teacher's Lounge Men's Restroom	57	Install new side grab to comply with side grab bar length requirement.
\$20,175.00	Teacher's Lounge Women's Restroom	58	Further design required to accommodate clearance.
Included in Finding 58	Teacher's Lounge Women's Restroom	59	Install new pipe insulation.

PRIORITY 3 (Moderate)			
\$1,275.00	Boy's Restroom 3	60	Install new side grab to comply with side grab bar length requirement.
\$5,700.00	Boy's Restroom 3	61	Move toilet to be within 16-18"
\$0.00	Boy's Restroom 3	62	Lower coat hook to 48" max AFF.
\$1,275.00	Girl's Restroom 3	63	Install new side grab to comply with side grab bar length requirement.
\$0.00	Girl's Restroom 3	64	Lower coat hook to 48" max AFF.
\$20,000.00	Main Playground (West)	5	Provide ground level play components as required.
\$100.00	West Parking Lot & Entrance	10	Fill sidewalk crack with sealant to provide a flush surface.
\$8,000.00	East Parking Lot	13	Replace 70x10 to remove dip in sidewalk above pipe and keep slope less than 5% or install handrail.
\$1,000.00	East Playground	16	Coordinate adjustment of platform with manufacturer.
\$20,000.00	East Playground	17	Provide at least 2 ground level play components.

PRIORITY 4 (Low)			
Estimated Cost	Location	Finding	Distress / Description / Recommendation
\$4,750.00	Total		
\$2,500.00	West Parking Lot & Entrance	6	Replace the curb ramp.
\$2,000.00	West Parking Lot & Entrance	9	Replace sidewalk where the slope exceeds 2%.
\$150.00	East Parking Lot	12	Remove grass to create a level surface between the lot and the sidewalk.
\$100.00	North Parking Lot & Entrance	15	Bevel transition.

Martin Middle School

700 Fowler Road, Martin, TN 38237



Architectural Findings

Lobby

Finding: 1

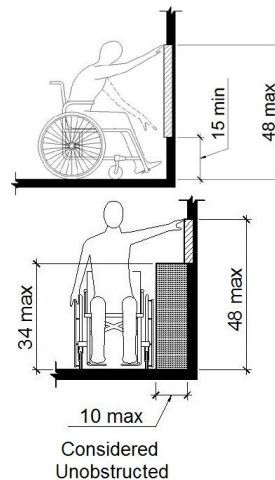
Budget Estimate: \$1,950.00

Recommendation:

Lower the Fire Alarm Pull Station for top to be to 48" max AFF.

Barrier Priority:

3 (Moderate): Should be completed as soon as possible, but there may be other items that will provide greater access to persons with disabilities. (Includes findings that have a high financial impact on the entity in relationship to the degree of access provided).



As Built: The Fire Alarm Pull Station is not positioned correctly for either a side or front approach.

Where a clear floor or ground space allows a parallel or front approach and the side reach is unobstructed, the high side reach shall be 48 inches maximum above the finish floor or ground and the low side reach shall be 15 inches minimum above the finish floor or ground.

Citation: 2010 ADAS Section 308.2.1

Where a forward reach is unobstructed, the high forward reach shall be 48 inches (1220 mm) maximum and the low forward reach shall be 15 inches (380 mm) minimum above the finish floor or ground.

2010 ADAS Section 308.3.1

Where a clear floor or ground space allows a parallel approach to an element and the side reach is unobstructed, the high side reach shall be 48 inches (1220 mm) maximum and the low side reach shall be 15 inches (380 mm) minimum above the finish floor or ground.

Lobby

Finding: 2

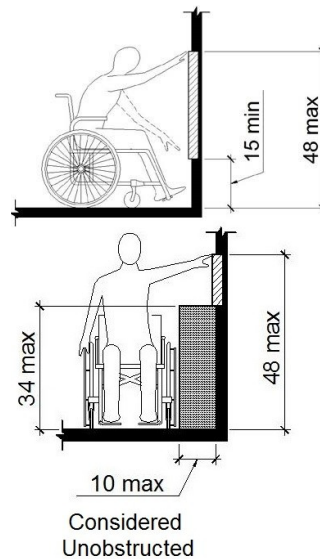
Budget Estimate: \$1,950.00

Recommendation:

Lower the Fire Alarm Pull Station for top to be to 48" max AFF.

Barrier Priority:

3 (Moderate): Should be completed as soon as possible, but there may be other items that will provide greater access to persons with disabilities. (Includes findings that have a high financial impact on the entity in relationship to the degree of access provided).



As Built: The Fire Alarm Pull Station is not positioned correctly for either a side or front approach.

Where a clear floor or ground space allows a parallel or front approach and the side reach is unobstructed, the high side reach shall be 48 inches maximum above the finish floor or ground and the low side reach shall be 15 inches minimum above the finish floor or ground.

Citation: 2010 ADAS Section 308.2.1

Where a forward reach is unobstructed, the high forward reach shall be 48 inches (1220 mm) maximum and the low forward reach shall be 15 inches (380 mm) minimum above the finish floor or ground.

2010 ADAS Section 308.3.1

Where a clear floor or ground space allows a parallel approach to an element and the side reach is unobstructed, the high side reach shall be 48 inches (1220 mm) maximum and the low side reach shall be 15 inches (380 mm) minimum above the finish floor or ground.

Lobby

Finding: 3

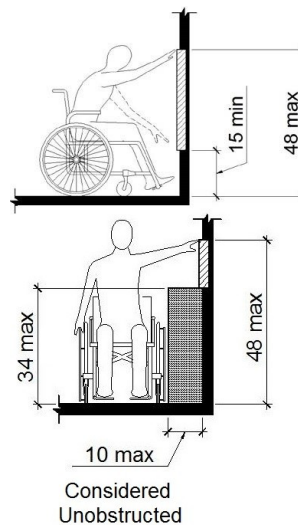
Budget Estimate: \$1,950.00

Recommendation:

Lower Push to Exit Device for top to be 48" max AFF.

Barrier Priority:

3 (Moderate): Should be completed as soon as possible, but there may be other items that will provide greater access to persons with disabilities. (Includes findings that have a high financial impact on the entity in relationship to the degree of access provided).



As Built: The Push to Exit Device is not positioned correctly for either a side or front approach.

Where a clear floor or ground space allows a parallel or front approach and the side reach is unobstructed, the high side reach shall be 48 inches maximum above the finish floor or ground and the low side reach shall be 15 inches minimum above the finish floor or ground.

Citation: 2010 ADAS Section 308.2.1

Where a forward reach is unobstructed, the high forward reach shall be 48 inches (1220 mm) maximum and the low forward reach shall be 15 inches (380 mm) minimum above the finish floor or ground.

2010 ADAS Section 308.3.1

Where a clear floor or ground space allows a parallel approach to an element and the side reach is unobstructed, the high side reach shall be 48 inches (1220 mm) maximum and the low side reach shall be 15 inches (380 mm) minimum above the finish floor or ground.

Lobby

Finding: 4

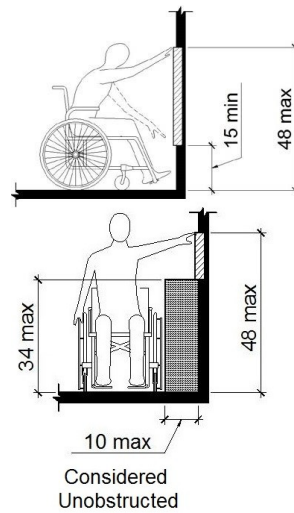
Budget Estimate: \$1,950.00

Recommendation:

Lower the Fire Alarm Pull Station to the top to be to 48" max AFF.

Barrier Priority:

3 (Moderate): Should be completed as soon as possible, but there may be other items that will provide greater access to persons with disabilities. (Includes findings that have a high financial impact on the entity in relationship to the degree of access provided).



As Built: The Fire Alarm Annunciator is not positioned correctly for either a side or front approach.

Where a clear floor or ground space allows a parallel or front approach and the side reach is unobstructed, the high side reach shall be 48 inches maximum above the finish floor or ground and the low side reach shall be 15 inches minimum above the finish floor or ground.

Citation: 2010 ADAS Section 308.2.1

Where a forward reach is unobstructed, the high forward reach shall be 48 inches (1220 mm) maximum and the low forward reach shall be 15 inches (380 mm) minimum above the finish floor or ground.

2010 ADAS Section 308.3.1

Where a clear floor or ground space allows a parallel approach to an element and the side reach is unobstructed, the high side reach shall be 48 inches (1220 mm) maximum and the low side reach shall be 15 inches (380 mm) minimum above the finish floor or ground.

Lobby

Finding: 5

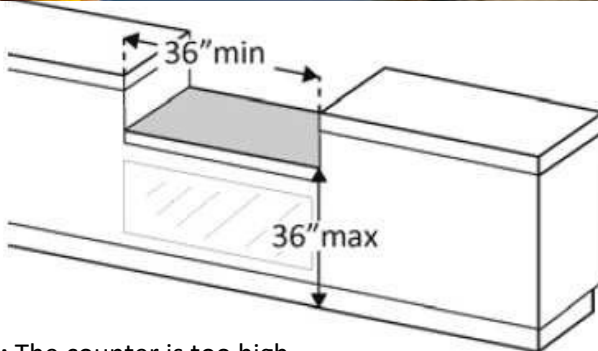
Budget Estimate: \$18,187.50

Recommendation:

Cut out 3' section with minimum 17" countertop overhang depth. Max height for counter to be 36"

Barrier Priority:

3 (Moderate): Should be completed as soon as possible, but there may be other items that will provide greater access to persons with disabilities. (Includes findings that have a high financial impact on the entity in relationship to the degree of access provided)



As Built: The counter is too high.

A portion of the counter surface that is 36 inches long minimum and 36 inches high maximum above the finish floor shall be provided. Knee and toe space must be provided for a forward approach. A 30 inch by 48 inch clear floor space on an accessible route must be provided for either a forward or parallel approach.

Citation: 2010 ADAS Section 904.4.2

A portion of the counter surface that is 30 inches (760 mm) long minimum and 36 inches (915 mm) high maximum shall be provided. Knee and toe space complying with 306 shall be provided under the counter. A clear floor or ground space complying with 305 shall be positioned for a forward approach to the counter.

2010 ADAS Section 904.4.1

A portion of the counter surface that is 36 inches (915 mm) long minimum and 36 inches (915 mm) high maximum above the finish floor shall be provided. A clear floor or ground space complying with 305 shall be positioned for a parallel approach adjacent to the 36 inch (915 mm) minimum length of counter.

Lobby

Finding: 6

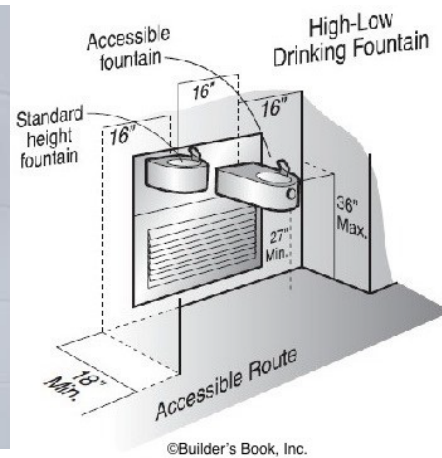
Budget Estimate: \$20,725.00

Recommendation:

Lower drinking fountain for top of rim to be 36" and provide alcove.

Barrier Priority:

3 (Moderate): Should be completed as soon as possible, but there may be other items that will provide greater access to persons with disabilities. (Includes findings that have a high financial impact on the entity in relationship to the degree of access provided)



As Built: The drinking fountain is noncompliant.

Spout outlets shall be 36 inches maximum above the finish floor or ground and be located 15 inches minimum from the vertical support and 5 inches maximum from the front edge of the unit, including bumpers. The spout shall provide a flow of water at least 4 inches high minimum and shall be located 5 inches maximum from the front of the unit. The angle of the water stream shall be measured horizontally relative to the front face of the unit. Where spouts are located less than 3 inches of the front of the unit, the angle of the water stream shall be 30 degrees maximum. Where spouts are located between 3 inches and 5 inches maximum from the front of the unit, the angle of the water stream shall be 15 degrees maximum. On an accessible drinking fountain with a round or oval bowl, the spout must be positioned so the flow of water is within 3 inches of the front edge of the fountain.

Citation: 2010 ADAS Section 602.1

Drinking fountains shall comply with 307 and 602.

Lobby

Finding: 7

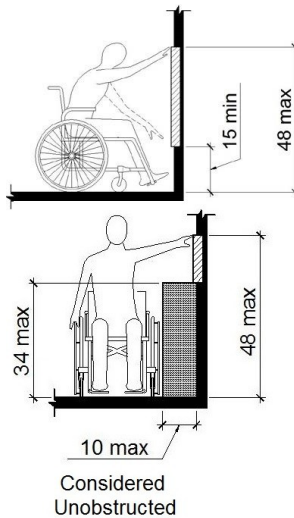
Budget Estimate: \$1,950.00

Recommendation:

Lower the Fire Alarm Pull Station for top to be to 48" max AFF.

Barrier Priority:

3 (Moderate): Should be completed as soon as possible, but there may be other items that will provide greater access to persons with disabilities. (Includes findings that have a high financial impact on the entity in relationship to the degree of access provided).



As Built: The Fire Alarm Pull Station is not positioned correctly for either a side or front approach.

Where a clear floor or ground space allows a parallel or front approach and the side reach is unobstructed, the high side reach shall be 48 inches maximum above the finish floor or ground and the low side reach shall be 15 inches minimum above the finish floor or ground.

Citation: 2010 ADAS Section 308.2.1

Where a forward reach is unobstructed, the high forward reach shall be 48 inches (1220 mm) maximum and the low forward reach shall be 15 inches (380 mm) minimum above the finish floor or ground.

2010 ADAS Section 308.3.1

Where a clear floor or ground space allows a parallel approach to an element and the side reach is unobstructed, the high side reach shall be 48 inches (1220 mm) maximum and the low side reach shall be 15 inches (380 mm) minimum above the finish floor or ground.

General

Finding: 8


Budget Estimate: \$1,275.00

Recommendation:

Install lever locksets on all doors.

Barrier Priority:

3 (Moderate): Should be completed as soon as possible, but there may be other items that will provide greater access to persons with disabilities. (Includes findings that have a high financial impact on the entity in relationship to the degree of access provided).



As Built: The operating hardware requires tight grasping, pinching or twisting of the wrist to operate.

Hand-activated hardware, handles, pulls, latches, locks, and other operating devices on accessible elements shall have a shape that is easy to grasp with one hand and does not require tight grasping, pinching or twisting of the wrist to operate.

Citation: 2010 ADAS Section 309.4

Operable parts shall be operable with one hand and shall not require tight grasping, pinching, or twisting of the wrist. The force required to activate operable parts shall be 5 pounds (22.2 N) maximum.

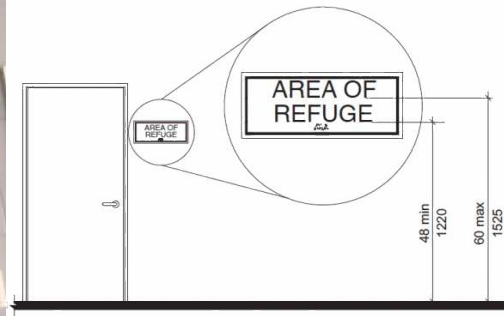
General

Finding: 9

Budget Estimate: \$0.00

Recommendation: Lower all signs to 60" max AFF.

Barrier Priority: 3 (Moderate): Should be completed as soon as possible, but there may be other items that will provide greater access to persons with disabilities. (Includes findings that have a high financial impact on the entity in relationship to the degree of access provided).



As Built: The wall sign is mounted within the required range.

Tactile Characters on signs shall be located 48 inches minimum above the finish floor or ground surface, measured from the baseline of the lowest tactile character and 60 inches maximum above the finish floor or ground surface, measured from the baseline of the highest tactile character. Mounting location shall be determined so that a person may approach within 3 inches of signage without encountering protruding objects and shall be located so that a clear floor space of 18 inches minimum by 18 inches minimum, centered on the tactile Characters, is provided beyond the arc of any door swing between the closed position and 45 degree open position.

Citation: 2010 ADAS Section 703.4.1

Tactile characters on signs shall be located 48 inches (1220 mm) minimum above the finish floor or ground surface, measured from the baseline of the lowest tactile character and 60 inches (1525 mm) maximum above the finish floor or ground surface, measured from the baseline of the highest tactile character.

General

Finding: 10

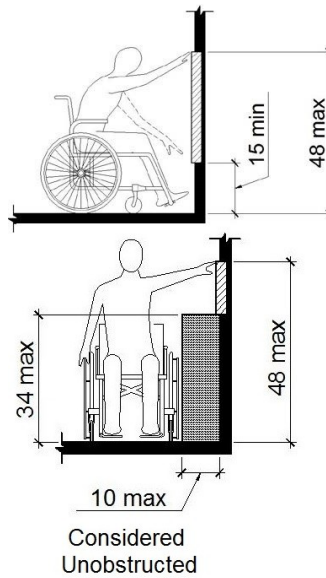
Budget Estimate: \$1,950.00

Recommendation:

Lower all switches for top of switch to be 48" max AFF.

Barrier Priority:

3 (Moderate): Should be completed as soon as possible, but there may be other items that will provide greater access to persons with disabilities. (Includes findings that have a high financial impact on the entity in relationship to the degree of access provided).



As Built: The switches throughout are not positioned correctly for either a side or front approach.

Where a clear floor or ground space allows a parallel or front approach and the side reach is unobstructed, the high side reach shall be 48 inches maximum above the finish floor or ground and the low side reach shall be 15 inches minimum above the finish floor or ground.

Citation: 2010 ADAS Section 308.2.1

Where a forward reach is unobstructed, the high forward reach shall be 48 inches (1220 mm) maximum and the low forward reach shall be 15 inches (380 mm) minimum above the finish floor or ground.

2010 ADAS Section 308.3.1

Where a clear floor or ground space allows a parallel approach to an element and the side reach is unobstructed, the high side reach shall be 48 inches (1220 mm) maximum and the low side reach shall be 15 inches (380 mm) minimum above the finish floor or ground.

General

Finding: 11

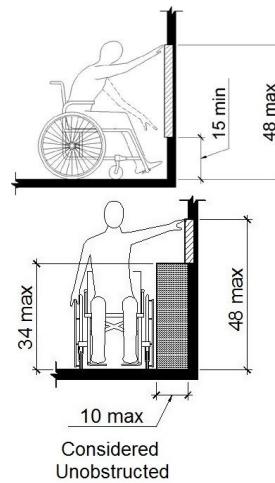
Budget Estimate: \$1,950.00

Recommendation:

Lower intercom button for top of switch to be 48" max AFF.

Barrier Priority:

3 (Moderate): Should be completed as soon as possible, but there may be other items that will provide greater access to persons with disabilities. (Includes findings that have a high financial impact on the entity in relationship to the degree of access provided).



As Built: The intercom button is not positioned correctly for either a side or front approach.

Where a clear floor or ground space allows a parallel or front approach and the side reach is unobstructed, the high side reach shall be 48 inches maximum above the finish floor or ground and the low side reach shall be 15 inches minimum above the finish floor or ground.

Citation: 2010 ADAS Section 308.2.1

Where a forward reach is unobstructed, the high forward reach shall be 48 inches (1220 mm) maximum and the low forward reach shall be 15 inches (380 mm) minimum above the finish floor or ground.

2010 ADAS Section 308.3.1

Where a clear floor or ground space allows a parallel approach to an element and the side reach is unobstructed, the high side reach shall be 48 inches (1220 mm) maximum and the low side reach shall be 15 inches (380 mm) minimum above the finish floor or ground.

General

Finding: 12

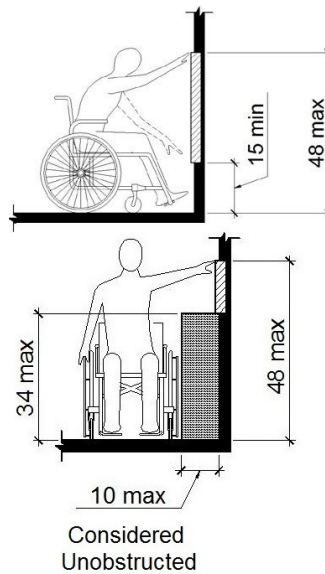
Budget Estimate: \$1,950.00

Recommendation:

Lower the Thermostats for all operable components be to 48" max AFF.

Barrier Priority:

3 (Moderate): Should be completed as soon as possible, but there may be other items that will provide greater access to persons with disabilities. (Includes findings that have a high financial impact on the entity in relationship to the degree of access provided).



As Built: The Thermostats in classrooms are not positioned correctly for either a side or front approach.

Where a clear floor or ground space allows a parallel or front approach and the side reach is unobstructed, the high side reach shall be 48 inches maximum above the finish floor or ground and the low side reach shall be 15 inches minimum above the finish floor or ground.

Citation: 2010 ADAS Section 308.2.1

Where a forward reach is unobstructed, the high forward reach shall be 48 inches (1220 mm) maximum and the low forward reach shall be 15 inches (380 mm) minimum above the finish floor or ground.

2010 ADAS Section 308.3.1

Where a clear floor or ground space allows a parallel approach to an element and the side reach is unobstructed, the high side reach shall be 48 inches (1220 mm) maximum and the low side reach shall be 15 inches (380 mm) minimum above the finish floor or ground.

Corridor

Finding: 13

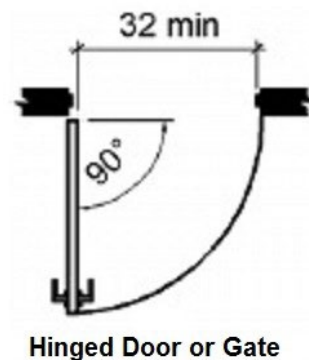
Budget Estimate: \$1,275.00

Recommendation:

Install new 36" double doors to comply with 32" clear opening width.

Barrier Priority:

3 (Moderate): Should be completed as soon as possible, but there may be other items that will provide greater access to persons with disabilities. (Includes findings that have a high financial impact on the entity in relationship to the degree of access provided).



As Built: Neither leaf of the doorway provides at least 32 inches between the face of the door and the opposite stop. At least one of the active leaves of doorways with two leaves shall comply with clear width and maneuvering clearance.

Door openings shall provide a clear width of 32 inches minimum. Clear openings of doorways with swinging doors shall be measured between the face of the door and the stop, with the door open 90 degrees. There shall be no projections into the required clear opening width lower than 34 inches above the finish floor or ground. Projections into the clear opening width between 34 inches and 80 inches above the finish floor or ground shall not exceed 4 inches.

Citation: 2010 ADAS Section 404.2.3

Door openings shall provide a clear width of 32 inches (815 mm) minimum. Clear openings of doorways with swinging doors shall be measured between the face of the door and the stop, with the door open 90 degrees. Openings more than 24 inches (610 mm) deep shall provide a clear opening of 36 inches (915 mm) minimum. There shall be no projections into the required clear opening width lower than 34 inches (865 mm) above the finish floor or ground. Projections into the clear opening width between 34 inches (865 mm) and 80 inches (2030 mm) above the finish floor or ground shall not exceed 4 inches (100 mm).

2010 ADAS Section 404.2.2

At least one of the active leaves of doorways with two leaves shall comply with 404.2.3 and 404.2.4.

Corridor

Finding: 14

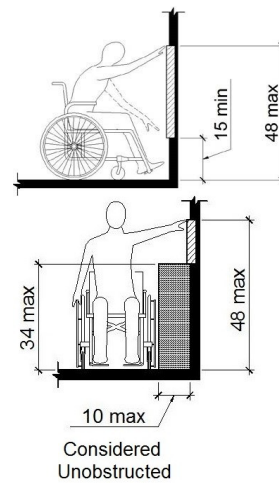
Budget Estimate: \$1,200.00

Recommendation:

Lower Fire Extinguisher cabinet for handle to be 48" max AFF.

Barrier Priority:

3 (Moderate): Should be completed as soon as possible, but there may be other items that will provide greater access to persons with disabilities. (Includes findings that have a high financial impact on the entity in relationship to the degree of access provided).



As Built: The Fire extinguisher is not positioned correctly for either a side or front approach.

Where a clear floor or ground space allows a parallel or front approach and the side reach is unobstructed, the high side reach shall be 48 inches maximum above the finish floor or ground and the low side reach shall be 15 inches minimum above the finish floor or ground.

Citation: 2010 ADAS Section 308.2.1

Where a forward reach is unobstructed, the high forward reach shall be 48 inches (1220 mm) maximum and the low forward reach shall be 15 inches (380 mm) minimum above the finish floor or ground.

2010 ADAS Section 308.3.1

Where a clear floor or ground space allows a parallel approach to an element and the side reach is unobstructed, the high side reach shall be 48 inches (1220 mm) maximum and the low side reach shall be 15 inches (380 mm) minimum above the finish floor or ground.

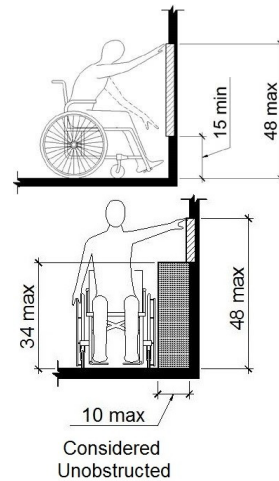
Corridor

Finding: 15

Budget Estimate: \$1,200.00

Recommendation: Lower Defibrillator cabinet for handle to be 48" max AFF.

Barrier Priority: 3 (Moderate): Should be completed as soon as possible, but there may be other items that will provide greater access to persons with disabilities. (Includes findings that have a high financial impact on the entity in relationship to the degree of access provided).



As Built: The Defibrillator is not positioned correctly for either a side or front approach.

Where a clear floor or ground space allows a parallel or front approach and the side reach is unobstructed, the high side reach shall be 48 inches maximum above the finish floor or ground and the low side reach shall be 15 inches minimum above the finish floor or ground.

Citation: 2010 ADAS Section 308.2.1

Where a forward reach is unobstructed, the high forward reach shall be 48 inches (1220 mm) maximum and the low forward reach shall be 15 inches (380 mm) minimum above the finish floor or ground.

2010 ADAS Section 308.3.1

Where a clear floor or ground space allows a parallel approach to an element and the side reach is unobstructed, the high side reach shall be 48 inches (1220 mm) maximum and the low side reach shall be 15 inches (380 mm) minimum above the finish floor or ground.

Corridor

Finding: 16

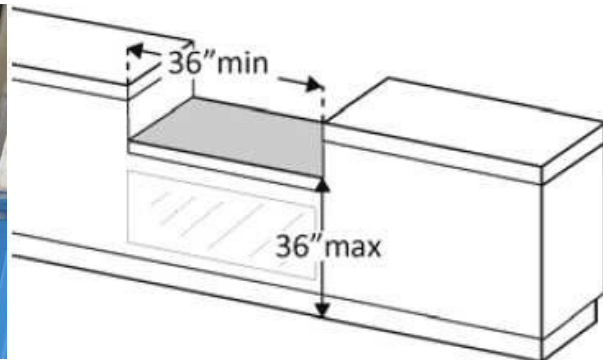
Budget Estimate: \$18,187.50

Recommendation:

Cut out 3' section with minimum 17" countertop overhang depth. Max height for counter to be 36".

Barrier Priority:

3 (Moderate): Should be completed as soon as possible, but there may be other items that will provide greater access to persons with disabilities. (Includes findings that have a high financial impact on the entity in relationship to the degree of access provided).



As Built: The counter is too high.

A portion of the counter surface that is 36 inches long minimum and 36 inches high maximum above the finish floor shall be provided. Knee and toe space must be provided for a forward approach. A 30 inch by 48 inch clear floor space on an accessible route must be provided for either a forward or parallel approach.

Citation: 2010 ADAS Section 904.4.2

A portion of the counter surface that is 30 inches (760 mm) long minimum and 36 inches (915 mm) high maximum shall be provided. Knee and toe space complying with 306 shall be provided under the counter. A clear floor or ground space complying with 305 shall be positioned for a forward approach to the counter.

2010 ADAS Section 904.4.1

A portion of the counter surface that is 36 inches (915 mm) long minimum and 36 inches (915 mm) high maximum above the finish floor shall be provided. A clear floor or ground space complying with 305 shall be positioned for a parallel approach adjacent to the 36 inch (915 mm) minimum length of counter.

Corridor

Finding: 17

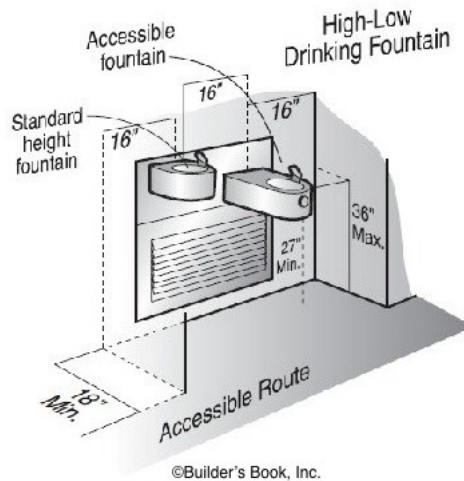
Budget Estimate: \$20,725.00

Recommendation:

Install new drinking fountain with required alcove.

Barrier Priority:

3 (Moderate): Should be completed as soon as possible, but there may be other items that will provide greater access to persons with disabilities. (Includes findings that have a high financial impact on the entity in relationship to the degree of access provided).



As Built: The drinking fountain is noncompliant.

Spout outlets shall be 36 inches maximum above the finish floor or ground and be located 15 inches minimum from the vertical support and 5 inches maximum from the front edge of the unit, including bumpers. The spout shall provide a flow of water at least 4 inches high minimum and shall be located 5 inches maximum from the front of the unit. The angle of the water stream shall be measured horizontally relative to the front face of the unit. Where spouts are located less than 3 inches of the front of the unit, the angle of the water stream shall be 30 degrees maximum. Where spouts are located between 3 inches and 5 inches maximum from the front of the unit, the angle of the water stream shall be 15 degrees maximum. On an accessible drinking fountain with a round or oval bowl, the spout must be positioned so the flow of water is within 3 inches of the front edge of the fountain.

Citation: 2010 ADAS Section 602.1

Drinking fountains shall comply with 307 and 602.

Corridor

Finding: 18

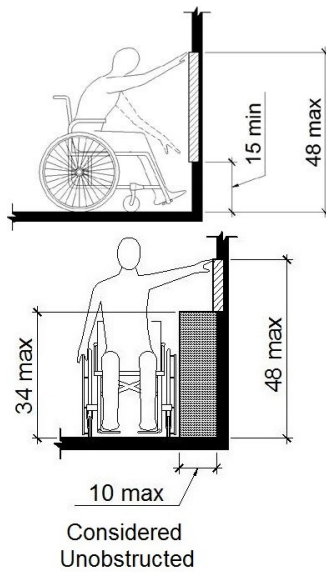

Budget Estimate: \$1,950.00

Recommendation:

Lower the Fire Alarm Pull Station for top to be to 48" max AFF.

Barrier Priority:

3 (Moderate): Should be completed as soon as possible, but there may be other items that will provide greater access to persons with disabilities. (Includes findings that have a high financial impact on the entity in relationship to the degree of access provided).



As Built: The Fire Alarm Pull Station is not positioned correctly for either a side or front approach.

Where a clear floor or ground space allows a parallel or front approach and the side reach is unobstructed, the high side reach shall be 48 inches maximum above the finish floor or ground and the low side reach shall be 15 inches minimum above the finish floor or ground.

Citation: 2010 ADAS Section 308.2.1

Where a forward reach is unobstructed, the high forward reach shall be 48 inches (1220 mm) maximum and the low forward reach shall be 15 inches (380 mm) minimum above the finish floor or ground.

2010 ADAS Section 308.3.1

Where a clear floor or ground space allows a parallel approach to an element and the side reach is unobstructed, the high side reach shall be 48 inches (1220 mm) maximum and the low side reach shall be 15 inches (380 mm) minimum above the finish floor or ground.

Corridor

Finding: 19

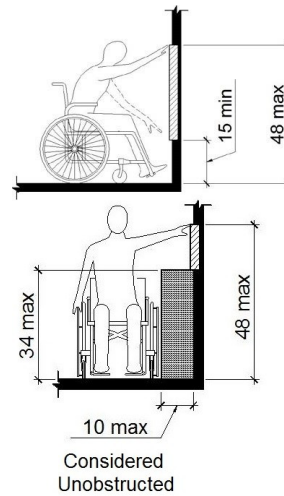
Budget Estimate: \$1,200.00

Recommendation:

Lower Fire Extinguisher cabinet for handle to be 48" max AFF.

Barrier Priority:

3 (Moderate): Should be completed as soon as possible, but there may be other items that will provide greater access to persons with disabilities. (Includes findings that have a high financial impact on the entity in relationship to the degree of access provided).



As Built: The Fire extinguisher is not positioned correctly for either a side or front approach.

Where a clear floor or ground space allows a parallel or front approach and the side reach is unobstructed, the high side reach shall be 48 inches maximum above the finish floor or ground and the low side reach shall be 15 inches minimum above the finish floor or ground.

Citation: 2010 ADAS Section 308.2.1

Where a forward reach is unobstructed, the high forward reach shall be 48 inches (1220 mm) maximum and the low forward reach shall be 15 inches (380 mm) minimum above the finish floor or ground.

2010 ADAS Section 308.3.1

Where a clear floor or ground space allows a parallel approach to an element and the side reach is unobstructed, the high side reach shall be 48 inches (1220 mm) maximum and the low side reach shall be 15 inches (380 mm) minimum above the finish floor or ground.

Corridor

Finding: 20

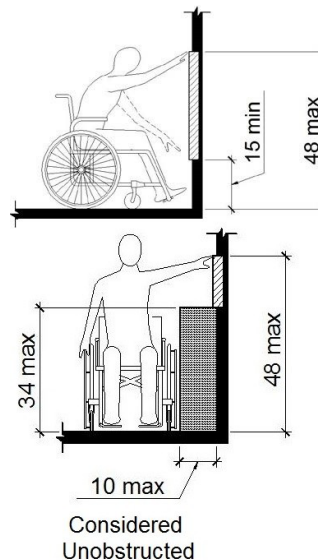
Budget Estimate: \$1,950.00

Recommendation:

Lower the Fire Alarm Pull Station for top to be to 48" max AFF.

Barrier Priority:

3 (Moderate): Should be completed as soon as possible, but there may be other items that will provide greater access to persons with disabilities. (Includes findings that have a high financial impact on the entity in relationship to the degree of access provided).



As Built: The Fire Alarm Pull Station is not positioned correctly for either a side or front approach.

Where a clear floor or ground space allows a parallel or front approach and the side reach is unobstructed, the high side reach shall be 48 inches maximum above the finish floor or ground and the low side reach shall be 15 inches minimum above the finish floor or ground.

Citation: 2010 ADAS Section 308.2.1

Where a forward reach is unobstructed, the high forward reach shall be 48 inches (1220 mm) maximum and the low forward reach shall be 15 inches (380 mm) minimum above the finish floor or ground.

2010 ADAS Section 308.3.1

Where a clear floor or ground space allows a parallel approach to an element and the side reach is unobstructed, the high side reach shall be 48 inches (1220 mm) maximum and the low side reach shall be 15 inches (380 mm) minimum above the finish floor or ground.

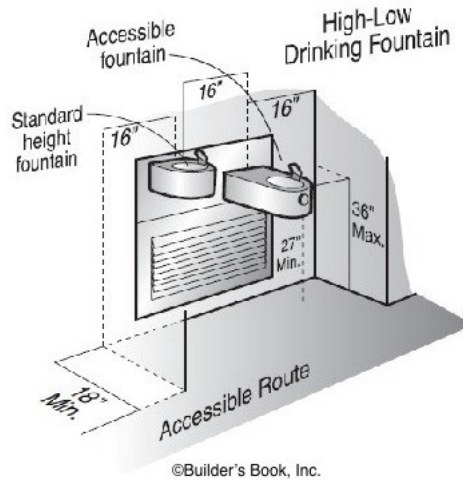
Corridor

Finding: 21

Budget Estimate: \$20,725.00

Recommendation: Lower one of the drinking fountains for one of them to be 36" to rim.

Barrier Priority: 3 (Moderate): Should be completed as soon as possible, but there may be other items that will provide greater access to persons with disabilities. (Includes findings that have a high financial impact on the entity in relationship to the degree of access provided).



As Built: The drinking fountain is noncompliant.

Spout outlets shall be 36 inches maximum above the finish floor or ground and be located 15 inches minimum from the vertical support and 5 inches maximum from the front edge of the unit, including bumpers. The spout shall provide a flow of water at least 4 inches high minimum and shall be located 5 inches maximum from the front of the unit. The angle of the water stream shall be measured horizontally relative to the front face of the unit. Where spouts are located less than 3 inches of the front of the unit, the angle of the water stream shall be 30 degrees maximum. Where spouts are located between 3 inches and 5 inches maximum from the front of the unit, the angle of the water stream shall be 15 degrees maximum. On an accessible drinking fountain with a round or oval bowl, the spout must be positioned so the flow of water is within 3 inches of the front edge of the fountain.

Citation: 2010 ADAS Section 602.1

Drinking fountains shall comply with 307 and 602.

Corridor

Finding: 22

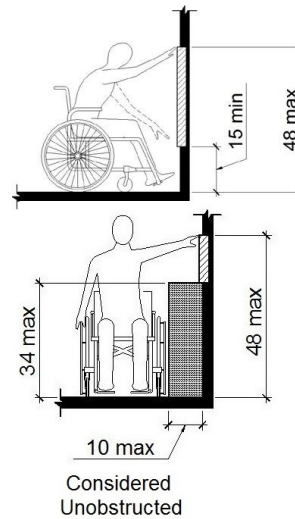
Budget Estimate: \$1,200.00

Recommendation:

Lower Fire Extinguisher cabinet for handle to be 48" max AFF.

Barrier Priority:

3 (Moderate): Should be completed as soon as possible, but there may be other items that will provide greater access to persons with disabilities. (Includes findings that have a high financial impact on the entity in relationship to the degree of access provided).



As Built: The Fire extinguisher is not positioned correctly for either a side or front approach.

Where a clear floor or ground space allows a parallel or front approach and the side reach is unobstructed, the high side reach shall be 48 inches maximum above the finish floor or ground and the low side reach shall be 15 inches minimum above the finish floor or ground.

Citation: 2010 ADAS Section 308.2.1

Where a forward reach is unobstructed, the high forward reach shall be 48 inches (1220 mm) maximum and the low forward reach shall be 15 inches (380 mm) minimum above the finish floor or ground.

2010 ADAS Section 308.3.1

Where a clear floor or ground space allows a parallel approach to an element and the side reach is unobstructed, the high side reach shall be 48 inches (1220 mm) maximum and the low side reach shall be 15 inches (380 mm) minimum above the finish floor or ground.

Corridor

Finding: 23

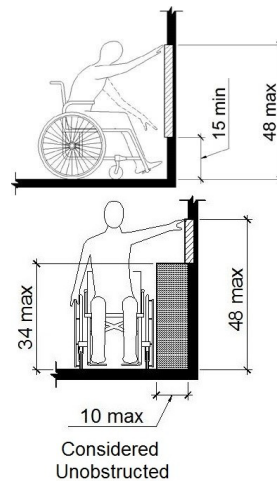
Budget Estimate: \$1,950.00

Recommendation:

Lower the Fire Alarm Pull Station for top to be to 48" max AFF.

Barrier Priority:

3 (Moderate): Should be completed as soon as possible, but there may be other items that will provide greater access to persons with disabilities. (Includes findings that have a high financial impact on the entity in relationship to the degree of access provided).



As Built: The Fire Alarm Pull Station is not positioned correctly for either a side or front approach.

Where a clear floor or ground space allows a parallel or front approach and the side reach is unobstructed, the high side reach shall be 48 inches maximum above the finish floor or ground and the low side reach shall be 15 inches minimum above the finish floor or ground.

Citation: 2010 ADAS Section 308.2.1

Where a forward reach is unobstructed, the high forward reach shall be 48 inches (1220 mm) maximum and the low forward reach shall be 15 inches (380 mm) minimum above the finish floor or ground.

2010 ADAS Section 308.3.1

Where a clear floor or ground space allows a parallel approach to an element and the side reach is unobstructed, the high side reach shall be 48 inches (1220 mm) maximum and the low side reach shall be 15 inches (380 mm) minimum above the finish floor or ground.

Corridor

Finding: 24

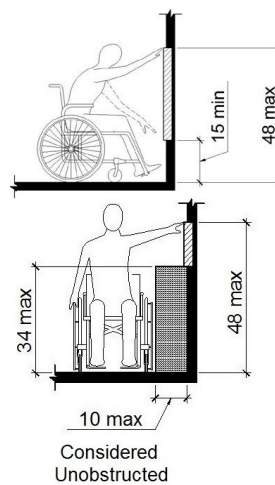
Budget Estimate: \$1,950.00

Recommendation:

Lower the Fire Alarm Pull Station for top to be to 48" max AFF.

Barrier Priority:

3 (Moderate): Should be completed as soon as possible, but there may be other items that will provide greater access to persons with disabilities. (Includes findings that have a high financial impact on the entity in relationship to the degree of access provided).



As Built: The Fire Alarm Pull Station is not positioned correctly for either a side or front approach.

Where a clear floor or ground space allows a parallel or front approach and the side reach is unobstructed, the high side reach shall be 48 inches maximum above the finish floor or ground and the low side reach shall be 15 inches minimum above the finish floor or ground.

Citation: 2010 ADAS Section 308.2.1

Where a forward reach is unobstructed, the high forward reach shall be 48 inches (1220 mm) maximum and the low forward reach shall be 15 inches (380 mm) minimum above the finish floor or ground.

2010 ADAS Section 308.3.1

Where a clear floor or ground space allows a parallel approach to an element and the side reach is unobstructed, the high side reach shall be 48 inches (1220 mm) maximum and the low side reach shall be 15 inches (380 mm) minimum above the finish floor or ground.

Corridor

Finding: 25

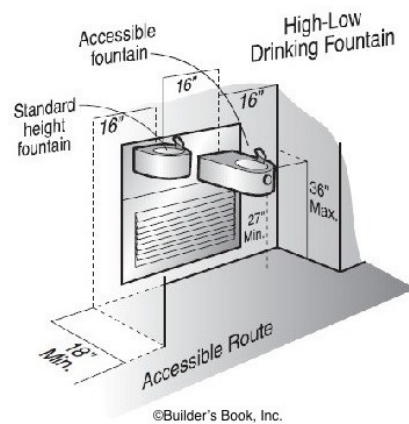
Budget Estimate: \$20,725.00

Recommendation:

Install new drinking fountains with required alcoves and knee clearance.

Barrier Priority:

3 (Moderate): Should be completed as soon as possible, but there may be other items that will provide greater access to persons with disabilities. (Includes findings that have a high financial impact on the entity in relationship to the degree of access provided).



As Built: The drinking fountain is noncompliant.

Spout outlets shall be 36 inches maximum above the finish floor or ground and be located 15 inches minimum from the vertical support and 5 inches maximum from the front edge of the unit, including bumpers. The spout shall provide a flow of water at least 4 inches high minimum and shall be located 5 inches maximum from the front of the unit. The angle of the water stream shall be measured horizontally relative to the front face of the unit. Where spouts are located less than 3 inches of the front of the unit, the angle of the water stream shall be 30 degrees maximum. Where spouts are located between 3 inches and 5 inches maximum from the front of the unit, the angle of the water stream shall be 15 degrees maximum. On an accessible drinking fountain with a round or oval bowl, the spout must be positioned so the flow of water is within 3 inches of the front edge of the fountain.

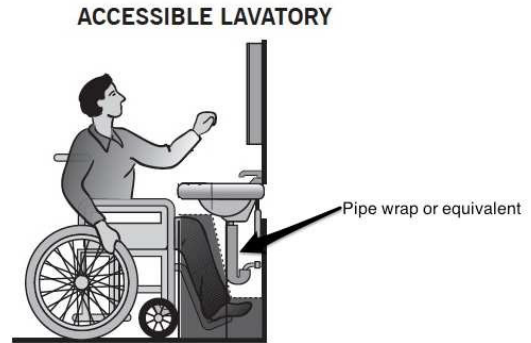
Citation: 2010 ADAS Section 602.1

Drinking fountains shall comply with 307 and 602.

Boy's 8th Grade Restroom
Finding: 26
Budget Estimate: \$1,200.00

Recommendation:
Install new pipe insulation.

Barrier Priority:
3 (Moderate): Should be completed as soon as possible, but there may be other items that will provide greater access to persons with disabilities. (Includes findings that have a high financial impact on the entity in relationship to the degree of access provided).



As Built: The water and drainpipes under the lavatory are not adequately insulated.

Water supply and drainpipes under lavatories and sinks shall be insulated or otherwise configured to protect against contact. There shall be no sharp or abrasive surfaces under lavatories and sinks.

Citation: 2010 ADAS Section 606.5

Water supply and drainpipes under lavatories and sinks shall be insulated or otherwise configured to protect against contact. There shall be no sharp or abrasive surfaces under lavatories and sinks.

Boy's 8th Grade Restroom

Finding: 27

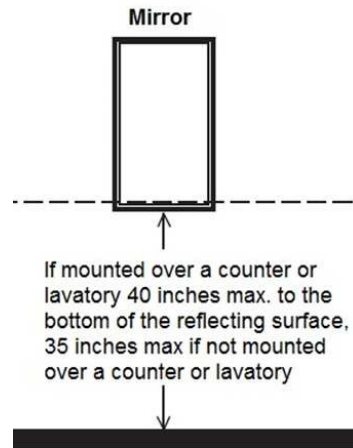
Budget Estimate: \$1,275.00

Recommendation:

Lower mirror for reflecting surface to be 40" max AFF.

Barrier Priority:

3 (Moderate): Should be completed as soon as possible, but there may be other items that will provide greater access to persons with disabilities. (Includes findings that have a high financial impact on the entity in relationship to the degree of access provided).



As Built: The mirror is mounted too high.

Mirrors must have the bottom edge of the reflecting surface a maximum of 40 inches above the floor if above a sink or counter. Mirrors not located above lavatories or countertops shall be installed with the bottom edge of the reflecting surface 35 inches maximum above the finish floor or ground.

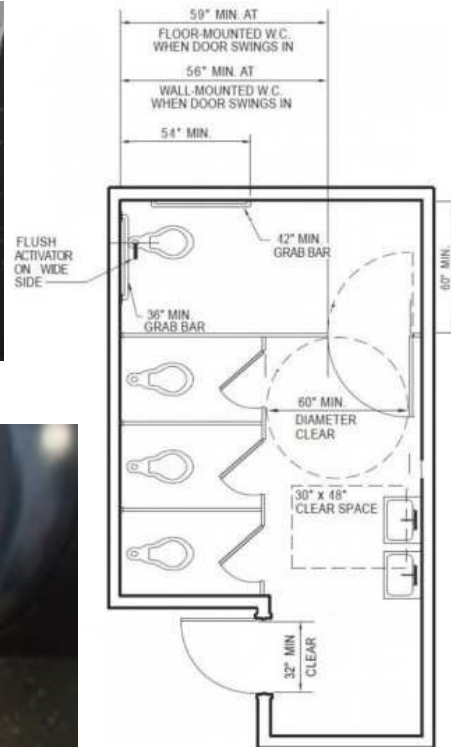

Citation: 2010 ADAS Section 603.3

Mirrors located above lavatories or countertops shall be installed with the bottom edge of the reflecting surface 40 inches (1015 mm) maximum above the finish floor or ground. Mirrors not located above lavatories or countertops shall be installed with the bottom edge of the reflecting surface 35 inches (890 mm) maximum above the finish floor or ground.

Boy's 8th Grade Restroom
Finding: 28
Budget Estimate: \$35,985.00

Recommendation:
Further design required.

Barrier Priority:
3 (Moderate): Should be completed as soon as possible, but there may be other items that will provide greater access to persons with disabilities. (Includes findings that have a high financial impact on the entity in relationship to the degree of access provided).



As Built: The toilet compartment does not have the required minimum clear floor space or maneuvering clearances for the toilet. The toilet flush handle is on wrong side. Toilet not within 16-18" from wall. No Grab bars are installed.

Citation: 2010 ADAS Section 213.2

Where toilet rooms are provided, each toilet room shall comply with 603. Where bathing rooms are provided, each bathing room shall comply with 603.

Boy's 8th Grade Restroom

Finding: 29

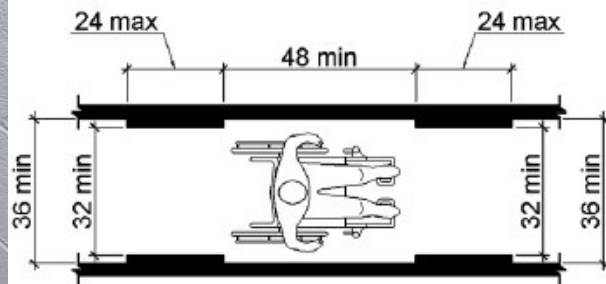
Budget Estimate: Included in Finding 28.

Recommendation:

Further design required to accommodate proper width at entry.

Barrier Priority:

3 (Moderate): Should be completed as soon as possible, but there may be other items that will provide greater access to persons with disabilities. (Includes findings that have a high financial impact on the entity in relationship to the degree of access provided).



As Built: The route of travel does not provide a minimum width of 36 inches.

The clear width shall be permitted to be reduced to 32 inches minimum for a length of 24 inches maximum provided that reduced width segments are separated by segments that are 48 inches long minimum and 36 inches wide minimum.

Citation: 2010 ADAS Section 403.5.1

Except as provided in 403.5.2 and 403.5.3, the clear width of walking surfaces shall be 36 inches (915 mm) minimum.

Girl's 8th Grade Restroom

Finding: 30

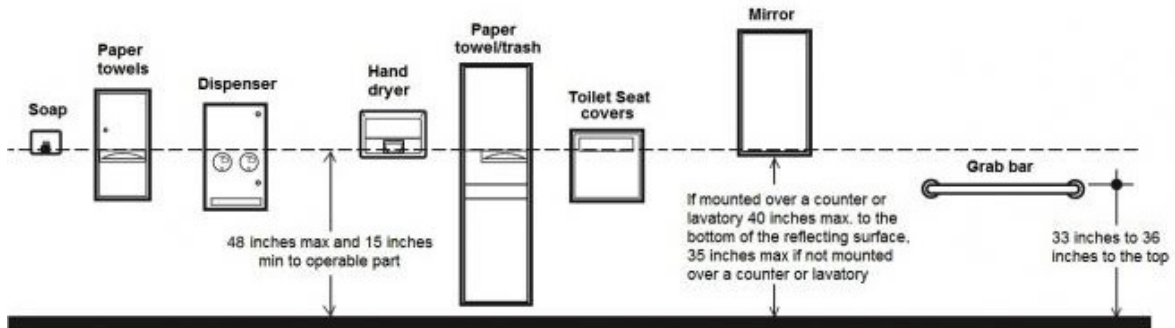
Budget Estimate: \$1,200.00

Recommendation:

Lower paper towel dispenser for all operable components to be 48" max AFF.

Barrier Priority:

3 (Moderate): Should be completed as soon as possible, but there may be other items that will provide greater access to persons with disabilities. (Includes findings that have a high financial impact on the entity in relationship to the degree of access provided).



As Built: The paper towel dispenser's operation mechanism is too high off the floor. Dispensers must have all operable parts a maximum of 48 inches above the floor.

Citation: 2010 ADAS Section 308.2.1

Where a forward reach is unobstructed, the high forward reach shall be 48 inches (1220 mm) maximum and the low forward reach shall be 15 inches (380 mm) minimum above the finish floor or ground.

Girl's 8th Grade Restroom

Finding: 31

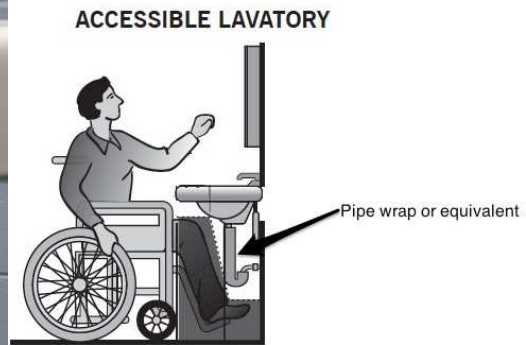
Budget Estimate: \$1,200.00

Recommendation:

Install new pipe insulation.

Barrier Priority:

3 (Moderate): Should be completed as soon as possible, but there may be other items that will provide greater access to persons with disabilities. (Includes findings that have a high financial impact on the entity in relationship to the degree of access provided).



As Built: The water and drainpipes under the lavatory are not adequately insulated.

Water supply and drainpipes under lavatories and sinks shall be insulated or otherwise configured to protect against contact. There shall be no sharp or abrasive surfaces under lavatories and sinks.

Citation: 2010 ADAS Section 606.5

Water supply and drainpipes under lavatories and sinks shall be insulated or otherwise configured to protect against contact. There shall be no sharp or abrasive surfaces under lavatories and sinks.

Girl's 8th Grade Restroom

Finding: 32

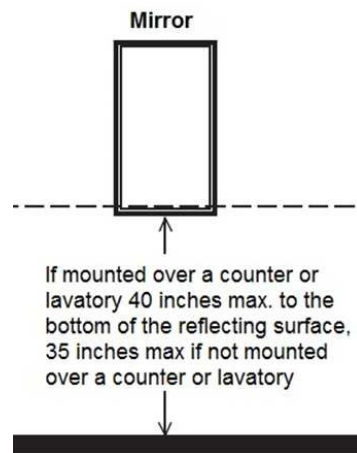
Budget Estimate: \$1,275.00

Recommendation:

Lower mirror for reflecting surface to be 40" max AFF.

Barrier Priority:

3 (Moderate): Should be completed as soon as possible, but there may be other items that will provide greater access to persons with disabilities. (Includes findings that have a high financial impact on the entity in relationship to the degree of access provided).



As Built: The mirror is mounted too high.

Mirrors must have the bottom edge of the reflecting surface a maximum of 40 inches above the floor if above a sink or counter. Mirrors not located above lavatories or countertops shall be installed with the bottom edge of the reflecting surface 35 inches maximum above the finish floor or ground.

Citation: 2010 ADAS Section 603.3

Mirrors located above lavatories or countertops shall be installed with the bottom edge of the reflecting surface 40 inches (1015 mm) maximum above the finish floor or ground. Mirrors not located above lavatories or countertops shall be installed with the bottom edge of the reflecting surface 35 inches (890 mm) maximum above the finish floor or ground.

Girl's 8th Grade Restroom

Finding: 33

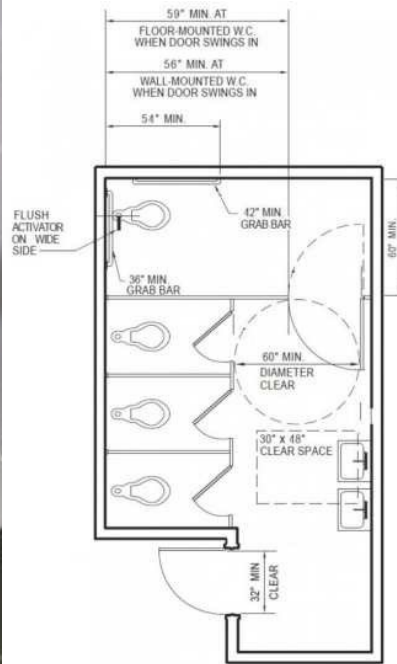
Budget Estimate: \$34,410.00

Recommendation:

Further design required.

Barrier Priority:

3 (Moderate): Should be completed as soon as possible, but there may be other items that will provide greater access to persons with disabilities. (Includes findings that have a high financial impact on the entity in relationship to the degree of access provided).



As Built: The toilet compartment does not have the required minimum clear floor space or maneuvering clearances for the toilet. The toilet flush handle is on wrong side. Toilet not within 16-18" from wall. No Grab bars are installed.

Citation: 2010 ADAS Section 213.2

Where toilet rooms are provided, each toilet room shall comply with 603. Where bathing rooms are provided, each bathing room shall comply with 603.

Girl's 8th Grade Restroom

Finding: 34

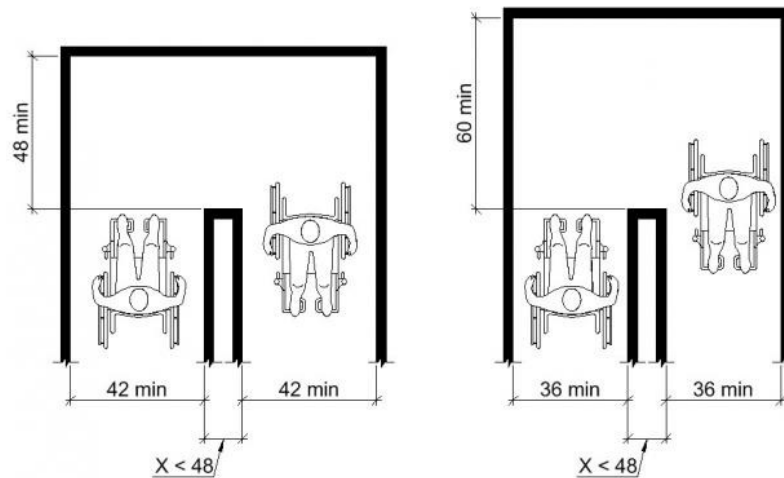
Budget Estimate: Included in Finding 33

Recommendation:

Further design required to accommodate compliant restroom entrance.

Barrier Priority:

3 (Moderate): Should be completed as soon as possible, but there may be other items that will provide greater access to persons with disabilities. (Includes findings that have a high financial impact on the entity in relationship to the degree of access provided).



As Built: The route of travel does not meet minimum width requirements around the turn.

Where the accessible route makes a 180 degree turn around an element which is less than 48 inches wide, clear width shall be 42 inches minimum approaching the turn, 48 inches minimum at the turn and 42 inches minimum leaving the turn. Where the clear width at the turn is 60 inches minimum a clear width 36 inches minimum approaching the turn and 36 inches minimum at the turn is acceptable.

Citation: 2010 ADAS Section 403.5.2

Where the accessible route makes a 180 degree turn around an element which is less than 48 inches (1220 mm) wide, clear width shall be 42 inches (1065 mm) minimum approaching the turn, 48 inches (1220 mm) minimum at the turn and 42 inches (1065 mm) minimum leaving the turn.

Teacher's Workroom

Finding: 35

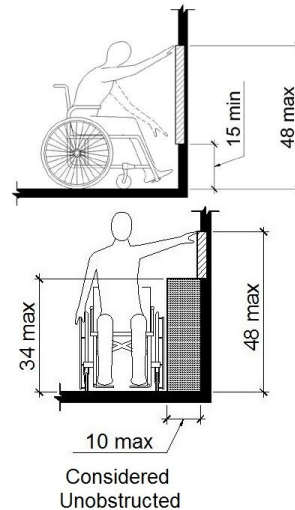

Budget Estimate: \$1,200.00

Recommendation:

Lower Fire Extinguisher cabinet for handle to be 48" max AFF.

Barrier Priority:

3 (Moderate): Should be completed as soon as possible, but there may be other items that will provide greater access to persons with disabilities. (Includes findings that have a high financial impact on the entity in relationship to the degree of access provided).



As Built: The Fire extinguisher is not positioned correctly for either a side or front approach.

Where a clear floor or ground space allows a parallel or front approach and the side reach is unobstructed, the high side reach shall be 48 inches maximum above the finish floor or ground and the low side reach shall be 15 inches minimum above the finish floor or ground.

Citation: 2010 ADAS Section 308.2.1

Where a forward reach is unobstructed, the high forward reach shall be 48 inches (1220 mm) maximum and the low forward reach shall be 15 inches (380 mm) minimum above the finish floor or ground.

2010 ADAS Section 308.3.1

Where a clear floor or ground space allows a parallel approach to an element and the side reach is unobstructed, the high side reach shall be 48 inches (1220 mm) maximum and the low side reach shall be 15 inches (380 mm) minimum above the finish floor or ground.

Teacher's Workroom

Finding: 36

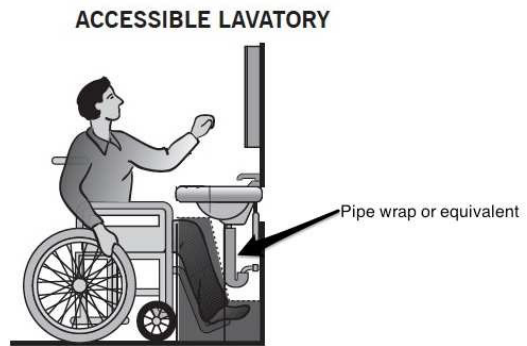
Budget Estimate: \$5,700.00

Recommendation:

Remove existing base cabinet and install new wall mounted countertop with sink. Rim of sink to be 34" max AFF.

Barrier Priority:

3 (Moderate): Should be completed as soon as possible, but there may be other items that will provide greater access to persons with disabilities. (Includes findings that have a high financial impact on the entity in relationship to the degree of access provided).



As Built: The top of the sink is too high.

Sinks that are required to be accessible shall be a minimum 17 inches in horizontal depth and mounted with the rim or counter edge no higher than 34 inches above the finished floor.

Citation: 2010 ADAS Section 606.3

Lavatories and sinks shall be installed with the front of the higher of the rim or counter surface 34 inches (865 mm) maximum above the finish floor or ground.

Teacher's Workroom

Finding: 37

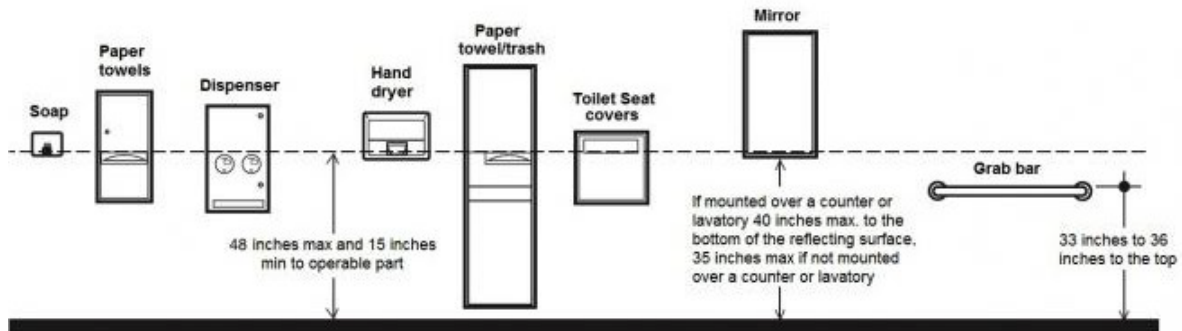
Budget Estimate: \$1,200.00

Recommendation:

Lower paper towel dispenser for all operable components to be 48" max AFF.

Barrier Priority:

3 (Moderate): Should be completed as soon as possible, but there may be other items that will provide greater access to persons with disabilities. (Includes findings that have a high financial impact on the entity in relationship to the degree of access provided).



As Built: The paper towel dispenser's operation mechanism is too high off the floor. Dispensers must have all operable parts a maximum of 48 inches above the floor.

Citation: 2010 ADAS Section 308.2.1

Where a forward reach is unobstructed, the high forward reach shall be 48 inches (1220 mm) maximum and the low forward reach shall be 15 inches (380 mm) minimum above the finish floor or ground.

Teacher's Workroom

Finding: 38

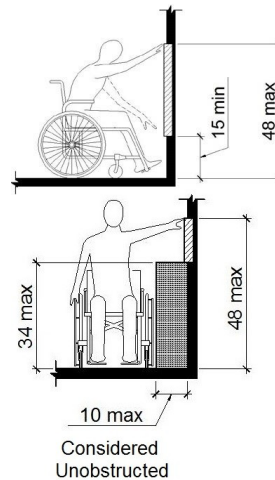

Budget Estimate: \$3,900.00

Recommendation:

Lower the Intercom button for top to be to 48" max AFF.

Barrier Priority:

3 (Moderate): Should be completed as soon as possible, but there may be other items that will provide greater access to persons with disabilities. (Includes findings that have a high financial impact on the entity in relationship to the degree of access provided).



As Built: The Intercom button is not positioned correctly for either a side or front approach.

Where a clear floor or ground space allows a parallel or front approach and the side reach is unobstructed, the high side reach shall be 48 inches maximum above the finish floor or ground and the low side reach shall be 15 inches minimum above the finish floor or ground.

Citation: 2010 ADAS Section 308.2.1

Where a forward reach is unobstructed, the high forward reach shall be 48 inches (1220 mm) maximum and the low forward reach shall be 15 inches (380 mm) minimum above the finish floor or ground.

2010 ADAS Section 308.3.1

Where a clear floor or ground space allows a parallel approach to an element and the side reach is unobstructed, the high side reach shall be 48 inches (1220 mm) maximum and the low side reach shall be 15 inches (380 mm) minimum above the finish floor or ground.

Girl's 6th Grade Restroom

Finding: 39

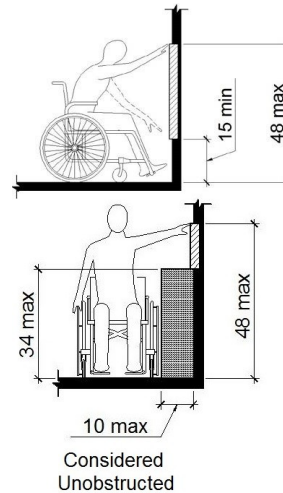
Budget Estimate: \$1,200.00

Recommendation:

Lower hygiene vending cabinet for handle to be 48" max AFF.

Barrier Priority:

3 (Moderate): Should be completed as soon as possible, but there may be other items that will provide greater access to persons with disabilities. (Includes findings that have a high financial impact on the entity in relationship to the degree of access provided).



As Built: The hygiene vending cabinet is not positioned correctly for either a side or front approach.

Where a clear floor or ground space allows a parallel or front approach and the side reach is unobstructed, the high side reach shall be 48 inches maximum above the finish floor or ground and the low side reach shall be 15 inches minimum above the finish floor or ground.

Citation: 2010 ADAS Section 308.2.1

Where a forward reach is unobstructed, the high forward reach shall be 48 inches (1220 mm) maximum and the low forward reach shall be 15 inches (380 mm) minimum above the finish floor or ground.

2010 ADAS Section 308.3.1

Where a clear floor or ground space allows a parallel approach to an element and the side reach is unobstructed, the high side reach shall be 48 inches (1220 mm) maximum and the low side reach shall be 15 inches (380 mm) minimum above the finish floor or ground.

Girl's 6th Grade Restroom

Finding: 40

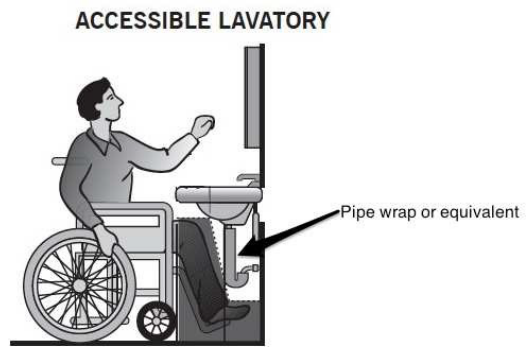
Budget Estimate: \$1,200.00

Recommendation:

Install new pipe insulation.

Barrier Priority:

3 (Moderate): Should be completed as soon as possible, but there may be other items that will provide greater access to persons with disabilities. (Includes findings that have a high financial impact on the entity in relationship to the degree of access provided).



As Built: The water and drainpipes under the lavatory are not adequately insulated.

Water supply and drainpipes under lavatories and sinks shall be insulated or otherwise configured to protect against contact. There shall be no sharp or abrasive surfaces under lavatories and sinks.

Citation: 2010 ADAS Section 606.5

Water supply and drainpipes under lavatories and sinks shall be insulated or otherwise configured to protect against contact. There shall be no sharp or abrasive surfaces under lavatories and sinks.

Girl's 6th Grade Restroom

Finding: 41


Budget Estimate: \$1,275.00

Recommendation:

Lower mirror for reflecting surface to be 40" max AFF.

Barrier Priority:

3 (Moderate): Should be completed as soon as possible, but there may be other items that will provide greater access to persons with disabilities. (Includes findings that have a high financial impact on the entity in relationship to the degree of access provided).



As Built: The mirror is mounted too high.

Mirrors must have the bottom edge of the reflecting surface a maximum of 40 inches above the floor if above a sink or counter. Mirrors not located above lavatories or countertops shall be installed with the bottom edge of the reflecting surface 35 inches maximum above the finish floor or ground.

Citation: 2010 ADAS Section 603.3

Mirrors located above lavatories or countertops shall be installed with the bottom edge of the reflecting surface 40 inches (1015 mm) maximum above the finish floor or ground. Mirrors not located above lavatories or countertops shall be installed with the bottom edge of the reflecting surface 35 inches (890 mm) maximum above the finish floor or ground.

Girl's 6th Grade Restroom

Finding: 42

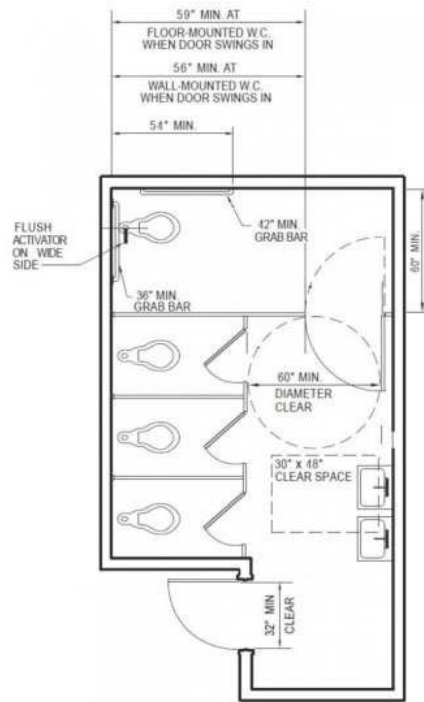
Budget Estimate: \$34,410.00

Recommendation:

Further design required.

Barrier Priority:

3 (Moderate): Should be completed as soon as possible, but there may be other items that will provide greater access to persons with disabilities. (Includes findings that have a high financial impact on the entity in relationship to the degree of access provided).



As Built: The toilet compartment does not have the required minimum clear floor space or maneuvering clearances for the toilet. The toilet flush handle is on wrong side. Toilet not within 16-18" from wall. No Grab bars are installed.

Citation: 2010 ADAS Section 213.2

Where toilet rooms are provided, each toilet room shall comply with 603. Where bathing rooms are provided, each bathing room shall comply with 603.

Girl's 6th Grade Restroom

Finding: 43

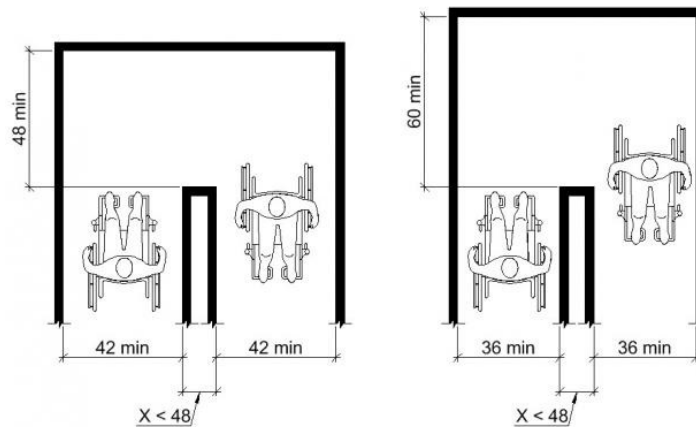
Budget Estimate: Included in Finding 42

Recommendation:

Further design required to accommodate compliant restroom entrance.

Barrier Priority:

3 (Moderate): Should be completed as soon as possible, but there may be other items that will provide greater access to persons with disabilities. (Includes findings that have a high financial impact on the entity in relationship to the degree of access provided).



As Built: The route of travel does not meet minimum width requirements around the turn.

Where the accessible route makes a 180 degree turn around an element which is less than 48 inches wide, clear width shall be 42 inches minimum approaching the turn, 48 inches minimum at the turn and 42 inches minimum leaving the turn. Where the clear width at the turn is 60 inches minimum a clear width 36 inches minimum approaching the turn and 36 inches minimum at the turn is acceptable.

Citation: 2010 ADAS Section 403.5.2

Where the accessible route makes a 180 degree turn around an element which is less than 48 inches (1220 mm) wide, clear width shall be 42 inches (1065 mm) minimum approaching the turn, 48 inches (1220 mm) minimum at the turn and 42 inches (1065 mm) minimum leaving the turn.

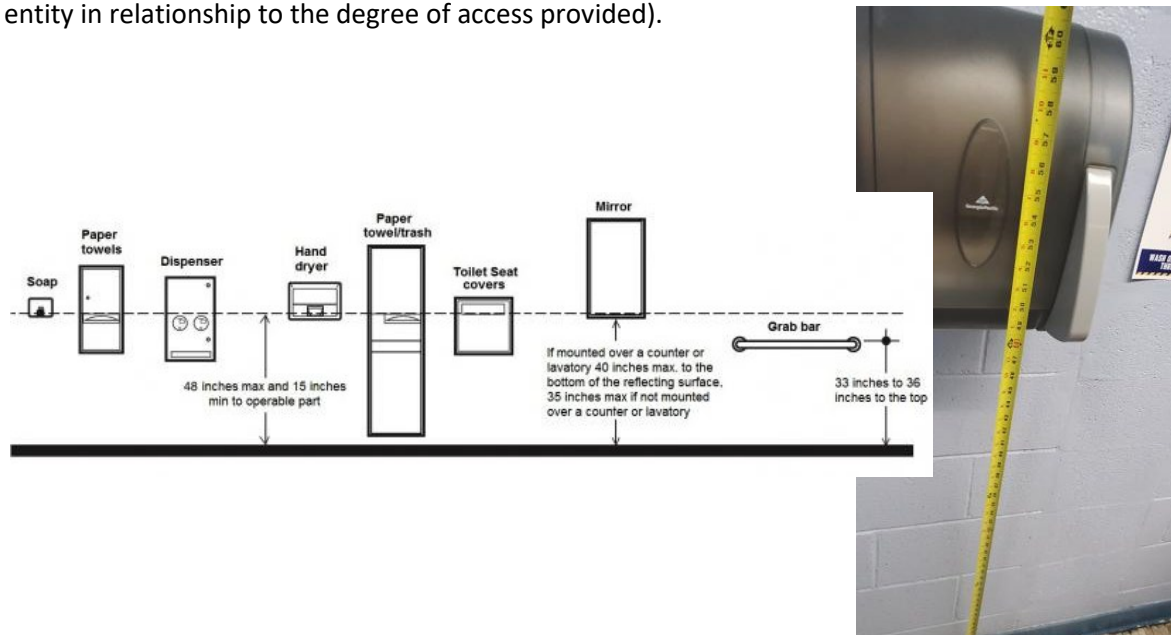
Boy's 6th Grade Restroom
Finding: 44
Budget Estimate: \$1,200.00

Recommendation:

Lower paper towel dispenser for all operable components to be 48" max AFF.

Barrier Priority:

3 (Moderate): Should be completed as soon as possible, but there may be other items that will provide greater access to persons with disabilities. (Includes findings that have a high financial impact on the entity in relationship to the degree of access provided).



As Built: The paper towel dispenser's operation mechanism is too high off the floor. Dispensers must have all operable parts a maximum of 48 inches above the floor.

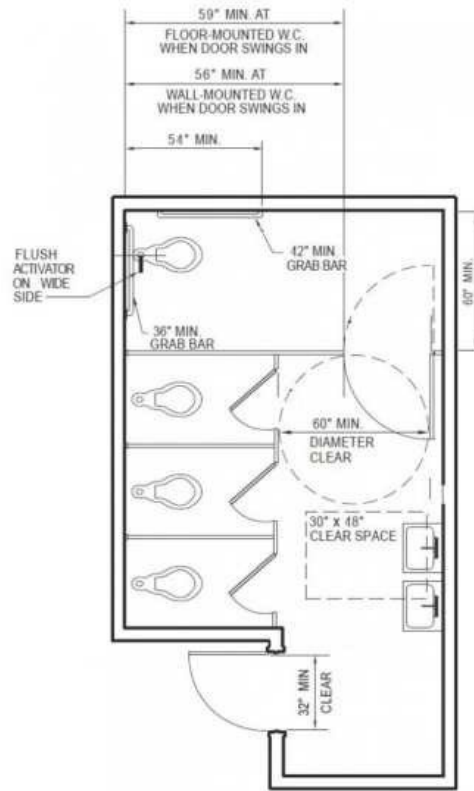
Citation: 2010 ADAS Section 308.2.1

Where a forward reach is unobstructed, the high forward reach shall be 48 inches (1220 mm) maximum and the low forward reach shall be 15 inches (380 mm) minimum above the finish floor or ground.

Boy's 6th Grade Restroom
Finding: 45
Budget Estimate: \$35,985.00

Recommendation:
Further design required.

Barrier Priority:
3 (Moderate): Should be completed as soon as possible, but there may be other items that will provide greater access to persons with disabilities. (Includes findings that have a high financial impact on the entity in relationship to the degree of access provided).



As Built: The toilet compartment does not have the required minimum clear floor space or maneuvering clearances for the toilet. The toilet flush handle is on wrong side. Toilet not within 16-18" from wall. No grab bars are installed.

Citation: 2010 ADAS Section 213.2

Where toilet rooms are provided, each toilet room shall comply with 603. Where bathing rooms are provided, each bathing room shall comply with 603.

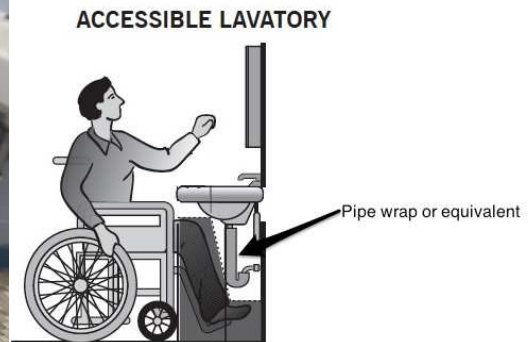
Boy's 6th Grade Restroom
Finding: 46
Budget Estimate: \$1,200.00

Recommendation:

Install new pipe insulation.

Barrier Priority:

3 (Moderate): Should be completed as soon as possible, but there may be other items that will provide greater access to persons with disabilities. (Includes findings that have a high financial impact on the entity in relationship to the degree of access provided).



As Built: The water and drainpipes under the lavatory are not adequately insulated.

Water supply and drainpipes under lavatories and sinks shall be insulated or otherwise configured to protect against contact. There shall be no sharp or abrasive surfaces under lavatories and sinks.

Citation: 2010 ADAS Section 606.5

Water supply and drainpipes under lavatories and sinks shall be insulated or otherwise configured to protect against contact. There shall be no sharp or abrasive surfaces under lavatories and sinks.

Boy's 6th Grade Restroom

Finding: 47

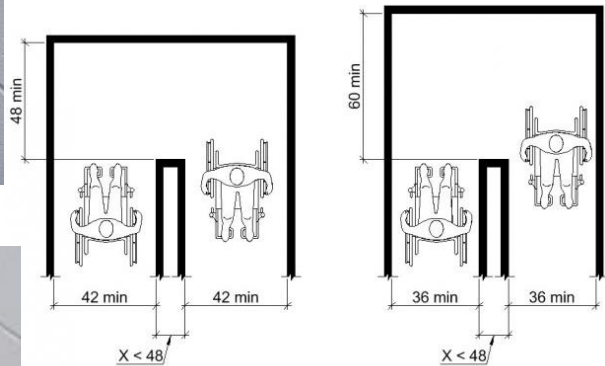
Budget Estimate: Included in Finding 45

Recommendation:

Further design required to accommodate compliant restroom entrance.

Barrier Priority:

3 (Moderate): Should be completed as soon as possible, but there may be other items that will provide greater access to persons with disabilities. (Includes findings that have a high financial impact on the entity in relationship to the degree of access provided).



As Built: The route of travel does not meet minimum width requirements around the turn.

Where the accessible route makes a 180 degree turn around an element which is less than 48 inches wide, clear width shall be 42 inches minimum approaching the turn, 48 inches minimum at the turn and 42 inches minimum leaving the turn. Where the clear width at the turn is 60 inches minimum a clear width 36 inches minimum approaching the turn and 36 inches minimum at the turn is acceptable.

Citation: 2010 ADAS Section 403.5.2

Where the accessible route makes a 180 degree turn around an element which is less than 48 inches (1220 mm) wide, clear width shall be 42 inches (1065 mm) minimum approaching the turn, 48 inches (1220 mm) minimum at the turn and 42 inches (1065 mm) minimum leaving the turn.

Reception

Finding: 48

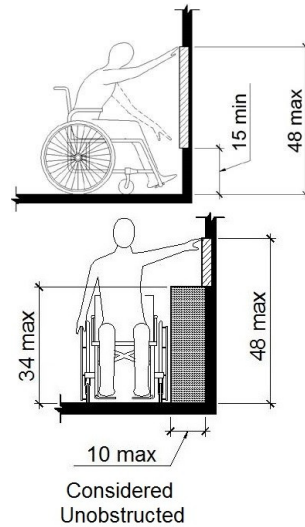
Budget Estimate: \$1,950.00

Recommendation:

Lower the Thermostat for all operable components be to 48" max AFF.

Barrier Priority:

3 (Moderate): Should be completed as soon as possible, but there may be other items that will provide greater access to persons with disabilities. (Includes findings that have a high financial impact on the entity in relationship to the degree of access provided).



As Built: The Thermostat is not positioned correctly for either a side or front approach.

Where a clear floor or ground space allows a parallel or front approach and the side reach is unobstructed, the high side reach shall be 48 inches maximum above the finish floor or ground and the low side reach shall be 15 inches minimum above the finish floor or ground.

Citation: 2010 ADAS Section 308.2.1

Where a forward reach is unobstructed, the high forward reach shall be 48 inches (1220 mm) maximum and the low forward reach shall be 15 inches (380 mm) minimum above the finish floor or ground.

2010 ADAS Section 308.3.1

Where a clear floor or ground space allows a parallel approach to an element and the side reach is unobstructed, the high side reach shall be 48 inches (1220 mm) maximum and the low side reach shall be 15 inches (380 mm) minimum above the finish floor or ground.

Breakroom

Finding: 49

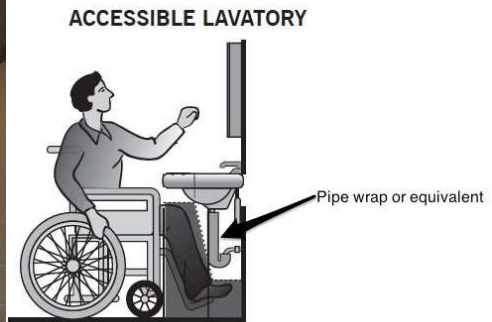
Budget Estimate: \$5,700.00

Recommendation:

Remove existing base cabinet and install new wall mounted countertop with sink. Rim of sink to be 34" max AFF.

Barrier Priority:

3 (Moderate): Should be completed as soon as possible, but there may be other items that will provide greater access to persons with disabilities. (Includes findings that have a high financial impact on the entity in relationship to the degree of access provided).



As Built: The top of the sink is too high.

Sinks that are required to be accessible shall be a minimum 17 inches in horizontal depth and mounted with the rim or counter edge no higher than 34 inches above the finished floor.

Citation: 2010 ADAS Section 606.3

Lavatories and sinks shall be installed with the front of the higher of the rim or counter surface 34 inches (865 mm) maximum above the finish floor or ground.

Faculty Men's Restroom

Finding: 50

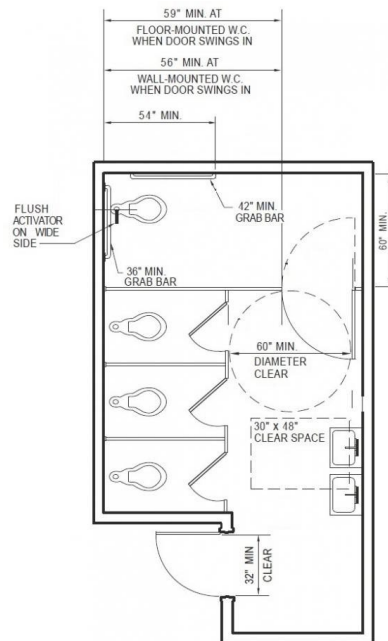
Budget Estimate: \$0.00

Recommendation:

Cannot be made accessible.

Barrier Priority:

3 (Moderate): Should be completed as soon as possible, but there may be other items that will provide greater access to persons with disabilities. (Includes findings that have a high financial impact on the entity in relationship to the degree of access provided).



As Built: The restroom does not have the required minimum clear floor space or maneuvering clearances for the toilet. The restroom does not have the required minimum clear floor space or maneuvering clearances for the lavatory. The entry door does not contain the required minimum 60 inches maneuvering space on the pull side. The entry door encroaches into the required clear floor space for fixtures. No grab bars are installed. Mirror reflecting surface is at 49" - reflecting surface to be at 40" max AFF. Center of Toilet not within 16-18" required distance from wall. Toilet flush handle is on wrong side. Lavatory pipes are not insulated.

Citation: 2010 ADAS Section 213.2

Where toilet rooms are provided, each toilet room shall comply with 603. Where bathing rooms are provided, each bathing room shall comply with 603.

Faculty Women's Restroom

Finding: 51

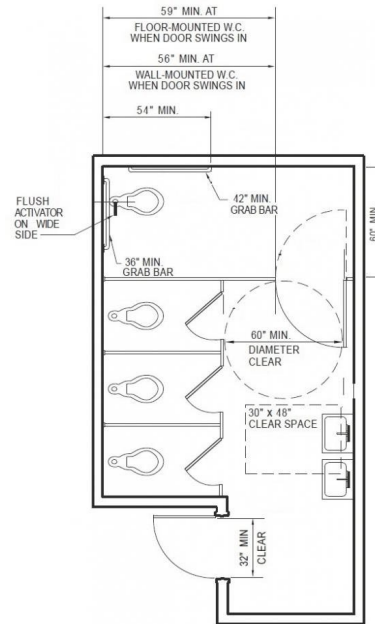
Budget Estimate: \$0.00

Recommendation:

Cannot be made accessible.

Barrier Priority:

3 (Moderate): Should be completed as soon as possible, but there may be other items that will provide greater access to persons with disabilities. (Includes findings that have a high financial impact on the entity in relationship to the degree of access provided).



As Built: The restroom does not have the required minimum clear floor space or maneuvering clearances for the toilet. The restroom does not have the required minimum clear floor space or maneuvering clearances for the lavatory. The entry door does not contain the required minimum 60 inches maneuvering space on the pull side. The entry door encroaches into the required clear floor space for fixtures. No Grab bars are installed. Mirror reflecting surface is at 49" - reflecting surface to be at 40" max AFF. Center of Toilet not within 16-18" required distance from wall. Mirror and paper towel dispenser are too high. Lavatory pipes are not insulated.

Citation: 2010 ADAS Section 213.2

Where toilet rooms are provided, each toilet room shall comply with 603. Where bathing rooms are provided, each bathing room shall comply with 603.

Cafeteria

Finding: 52

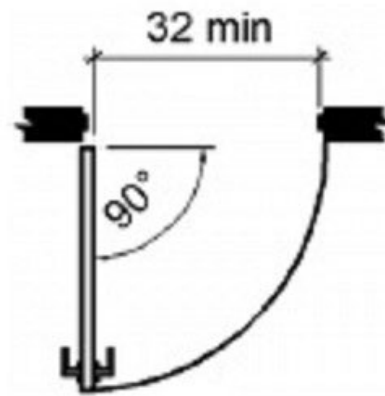
Budget Estimate: \$1,275.00

Recommendation:

Install new 36" double doors to comply with 32" clear opening width.

Barrier Priority:

3 (Moderate): Should be completed as soon as possible, but there may be other items that will provide greater access to persons with disabilities. (Includes findings that have a high financial impact on the entity in relationship to the degree of access provided).



Hinged Door or Gate

As Built: Neither leaf of the doorway provides at least 32 inches between the face of the door and the opposite stop. At least one of the active leaves of doorways with two leaves shall comply with clear width and maneuvering clearance.

Door openings shall provide a clear width of 32 inches minimum. Clear openings of doorways with swinging doors shall be measured between the face of the door and the stop, with the door open 90 degrees. There shall be no projections into the required clear opening width lower than 34 inches above the finish floor or ground. Projections into the clear opening width between 34 inches and 80 inches above the finish floor or ground shall not exceed 4 inches.

Citation: 2010 ADAS Section 404.2.3

Door openings shall provide a clear width of 32 inches (815 mm) minimum. Clear openings of doorways with swinging doors shall be measured between the face of the door and the stop, with the door open 90 degrees. Openings more than 24 inches (610 mm) deep shall provide a clear opening of 36 inches (915 mm) minimum. There shall be no projections into the required clear opening width lower than 34 inches (865 mm) above the finish floor or ground. Projections into the clear opening width between 34 inches (865 mm) and 80 inches (2030 mm) above the finish floor or ground shall not exceed 4 inches (100 mm).

2010 ADAS Section 404.2.2

At least one of the active leaves of doorways with two leaves shall comply with 404.2.3 and 404.2.4.

Cafeteria

Finding: 53

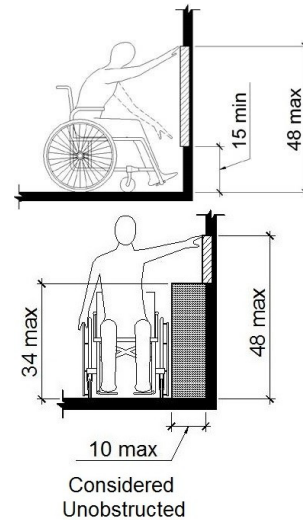
Budget Estimate: \$1,200.00

Recommendation:

Lower Fire Extinguisher cabinet for handle to be 48" max AFF.

Barrier Priority:

3 (Moderate): Should be completed as soon as possible, but there may be other items that will provide greater access to persons with disabilities. (Includes findings that have a high financial impact on the entity in relationship to the degree of access provided).



As Built: The Fire extinguisher is not positioned correctly for either a side or front approach.

Where a clear floor or ground space allows a parallel or front approach and the side reach is unobstructed, the high side reach shall be 48 inches maximum above the finish floor or ground and the low side reach shall be 15 inches minimum above the finish floor or ground.

Citation: 2010 ADAS Section 308.2.1

Where a forward reach is unobstructed, the high forward reach shall be 48 inches (1220 mm) maximum and the low forward reach shall be 15 inches (380 mm) minimum above the finish floor or ground.

2010 ADAS Section 308.3.1

Where a clear floor or ground space allows a parallel approach to an element and the side reach is unobstructed, the high side reach shall be 48 inches (1220 mm) maximum and the low side reach shall be 15 inches (380 mm) minimum above the finish floor or ground.

Cafeteria

Finding: 54

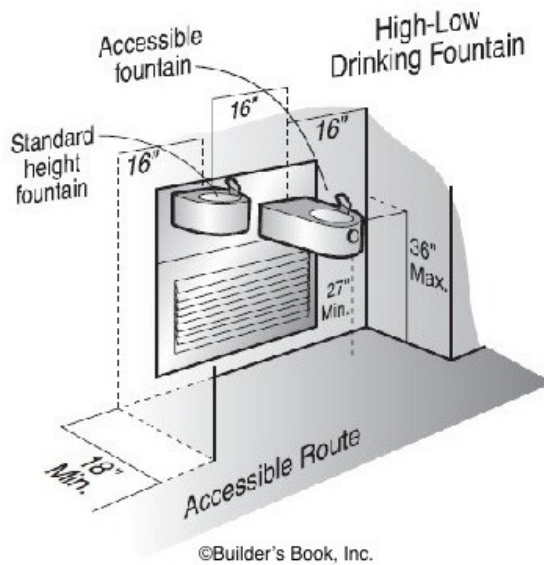
Budget Estimate: \$20,725.00

Recommendation:

Install new drinking fountain with required alcove.

Barrier Priority:

3 (Moderate): Should be completed as soon as possible, but there may be other items that will provide greater access to persons with disabilities. (Includes findings that have a high financial impact on the entity in relationship to the degree of access provided).



As Built: The drinking fountain is noncompliant.

Spout outlets shall be 36 inches maximum above the finish floor or ground and be located 15 inches minimum from the vertical support and 5 inches maximum from the front edge of the unit, including bumpers. The spout shall provide a flow of water at least 4 inches high minimum and shall be located 5 inches maximum from the front of the unit. The angle of the water stream shall be measured horizontally relative to the front face of the unit. Where spouts are located less than 3 inches of the front of the unit, the angle of the water stream shall be 30 degrees maximum. Where spouts are located between 3 inches and 5 inches maximum from the front of the unit, the angle of the water stream shall be 15 degrees maximum. On an accessible drinking fountain with a round or oval bowl, the spout must be positioned so the flow of water is within 3 inches of the front edge of the fountain.

Citation: 2010 ADAS Section 602.1

Drinking fountains shall comply with 307 and 602.

Cafeteria

Finding: 55

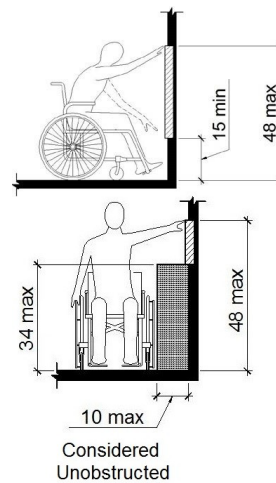
Budget Estimate: \$1,200.00

Recommendation:

Lower Fire Extinguisher cabinet for handle to be 48" max AFF.

Barrier Priority:

3 (Moderate): Should be completed as soon as possible, but there may be other items that will provide greater access to persons with disabilities. (Includes findings that have a high financial impact on the entity in relationship to the degree of access provided).



As Built: The Fire extinguisher is not positioned correctly for either a side or front approach.

Where a clear floor or ground space allows a parallel or front approach and the side reach is unobstructed, the high side reach shall be 48 inches maximum above the finish floor or ground and the low side reach shall be 15 inches minimum above the finish floor or ground.

Citation: 2010 ADAS Section 308.2.1

Where a forward reach is unobstructed, the high forward reach shall be 48 inches (1220 mm) maximum and the low forward reach shall be 15 inches (380 mm) minimum above the finish floor or ground.

2010 ADAS Section 308.3.1

Where a clear floor or ground space allows a parallel approach to an element and the side reach is unobstructed, the high side reach shall be 48 inches (1220 mm) maximum and the low side reach shall be 15 inches (380 mm) minimum above the finish floor or ground.

Kitchen

Finding: 56

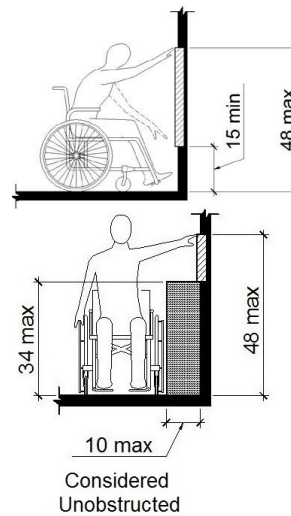

Budget Estimate: \$1,200.00

Recommendation:

Lower Fire Extinguisher cabinet for handle to be 48" max AFF.

Barrier Priority:

3 (Moderate): Should be completed as soon as possible, but there may be other items that will provide greater access to persons with disabilities. (Includes findings that have a high financial impact on the entity in relationship to the degree of access provided).



As Built: The Fire extinguisher is not positioned correctly for either a side or front approach.

Where a clear floor or ground space allows a parallel or front approach and the side reach is unobstructed, the high side reach shall be 48 inches maximum above the finish floor or ground and the low side reach shall be 15 inches minimum above the finish floor or ground.

Citation: 2010 ADAS Section 308.2.1

Where a forward reach is unobstructed, the high forward reach shall be 48 inches (1220 mm) maximum and the low forward reach shall be 15 inches (380 mm) minimum above the finish floor or ground.

2010 ADAS Section 308.3.1

Where a clear floor or ground space allows a parallel approach to an element and the side reach is unobstructed, the high side reach shall be 48 inches (1220 mm) maximum and the low side reach shall be 15 inches (380 mm) minimum above the finish floor or ground.

Kitchen

Finding: 57


Budget Estimate: \$1,950.00

Recommendation:

Lower the Ansul Fire Alarm Pull Station for top to be to 48" max AFF.

Barrier Priority:

3 (Moderate): Should be completed as soon as possible, but there may be other items that will provide greater access to persons with disabilities. (Includes findings that have a high financial impact on the entity in relationship to the degree of access provided).



As Built: The Ansul Fire Alarm Pull Station is not positioned correctly for either a side or front approach.

Where a clear floor or ground space allows a parallel or front approach and the side reach is unobstructed, the high side reach shall be 48 inches maximum above the finish floor or ground and the low side reach shall be 15 inches minimum above the finish floor or ground.

Citation: 2010 ADAS Section 308.2.1

Where a forward reach is unobstructed, the high forward reach shall be 48 inches (1220 mm) maximum and the low forward reach shall be 15 inches (380 mm) minimum above the finish floor or ground.

2010 ADAS Section 308.3.1

Where a clear floor or ground space allows a parallel approach to an element and the side reach is unobstructed, the high side reach shall be 48 inches (1220 mm) maximum and the low side reach shall be 15 inches (380 mm) minimum above the finish floor or ground.

Kitchen

Finding: 58

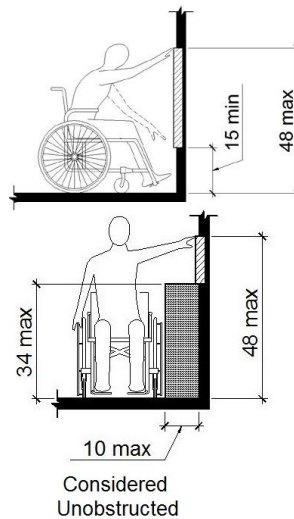
Budget Estimate: \$1,950.00

Recommendation:

Lower the Fire Alarm Pull Station to the top to be to 48" max AFF.

Barrier Priority:

3 (Moderate): Should be completed as soon as possible, but there may be other items that will provide greater access to persons with disabilities. (Includes findings that have a high financial impact on the entity in relationship to the degree of access provided).



As Built: The Fire Alarm Pull Station is not positioned correctly for either a side or front approach.

Where a clear floor or ground space allows a parallel or front approach and the side reach is unobstructed, the high side reach shall be 48 inches maximum above the finish floor or ground and the low side reach shall be 15 inches minimum above the finish floor or ground.

Citation: 2010 ADAS Section 308.2.1

Where a forward reach is unobstructed, the high forward reach shall be 48 inches (1220 mm) maximum and the low forward reach shall be 15 inches (380 mm) minimum above the finish floor or ground.

2010 ADAS Section 308.3.1

Where a clear floor or ground space allows a parallel approach to an element and the side reach is unobstructed, the high side reach shall be 48 inches (1220 mm) maximum and the low side reach shall be 15 inches (380 mm) minimum above the finish floor or ground.

Kitchen

Finding: 59

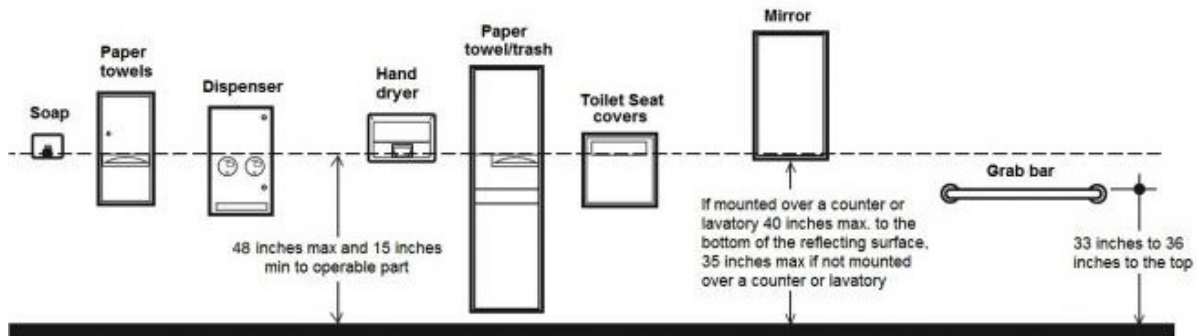
Budget Estimate: \$1,200.00

Recommendation:

Lower paper towel dispenser for all operable components to be 48" max AFF.

Barrier Priority:

3 (Moderate): Should be completed as soon as possible, but there may be other items that will provide greater access to persons with disabilities. (Includes findings that have a high financial impact on the entity in relationship to the degree of access provided).



As Built: The paper towel dispenser's operation mechanism is too high off the floor. Dispensers must have all operable parts a maximum of 48 inches above the floor.

Citation: 2010 ADAS Section 308.2.1

Where a forward reach is unobstructed, the high forward reach shall be 48 inches (1220 mm) maximum and the low forward reach shall be 15 inches (380 mm) minimum above the finish floor or ground.

Kitchen

Finding: 60

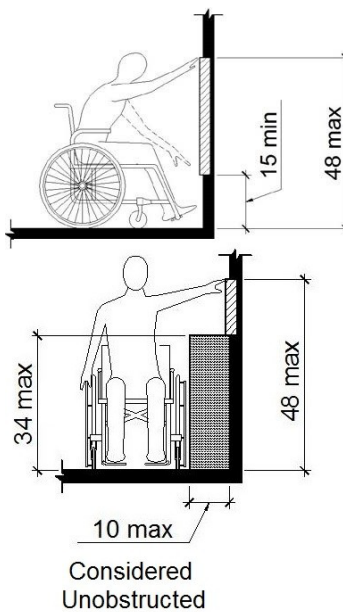
Budget Estimate: \$1,200.00

Recommendation:

Lower Fire Extinguisher for handle to be 48" max AFF.

Barrier Priority:

3 (Moderate): Should be completed as soon as possible, but there may be other items that will provide greater access to persons with disabilities. (Includes findings that have a high financial impact on the entity in relationship to the degree of access provided).



As Built: The Fire extinguisher is not positioned correctly for either a side or front approach.

Where a clear floor or ground space allows a parallel or front approach and the side reach is unobstructed, the high side reach shall be 48 inches maximum above the finish floor or ground and the low side reach shall be 15 inches minimum above the finish floor or ground.

Citation: 2010 ADAS Section 308.2.1

Where a forward reach is unobstructed, the high forward reach shall be 48 inches (1220 mm) maximum and the low forward reach shall be 15 inches (380 mm) minimum above the finish floor or ground.

2010 ADAS Section 308.3.1

Where a clear floor or ground space allows a parallel approach to an element and the side reach is unobstructed, the high side reach shall be 48 inches (1220 mm) maximum and the low side reach shall be 15 inches (380 mm) minimum above the finish floor or ground.

Teacher's Lounge

Finding: 61

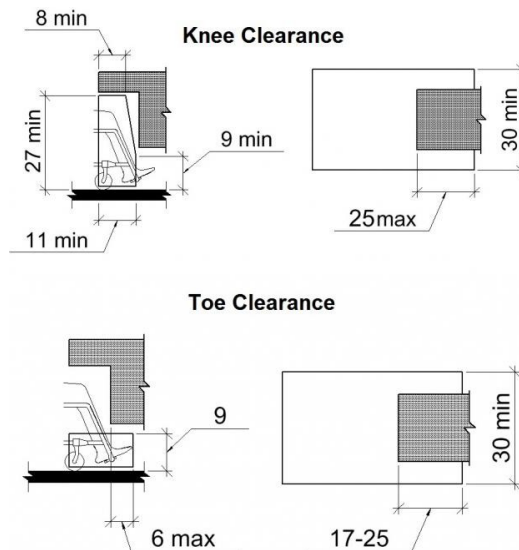
Budget Estimate: \$5,700.00

Recommendation:

Remove existing base cabinet and install new wall mounted countertop with sink. Rim of sink to be 34" max AFF.

Barrier Priority:

3 (Moderate): Should be completed as soon as possible, but there may be other items that will provide greater access to persons with disabilities. (Includes findings that have a high financial impact on the entity in relationship to the degree of access provided).



As Built: Knee and toe clearance has not been provided at the sink.

The knee clearance shall be 11 inches deep minimum at 9 inches above the finish floor or ground, and 8 inches deep minimum at 27 inches above the finish floor or ground.

The toe clearance is the space under the sink between the finish floor or ground and 9 inches above the finish floor 30 inches wide minimum. The toe clearance shall extend a minimum of 17 inches and a maximum of 25 inches underneath the sink.

Citation: 2010 ADAS Section 606.2

A clear floor space complying with 305, positioned for a forward approach, and knee and toe clearance complying with 306 shall be provided.

Teacher's Lounge

Finding: 62

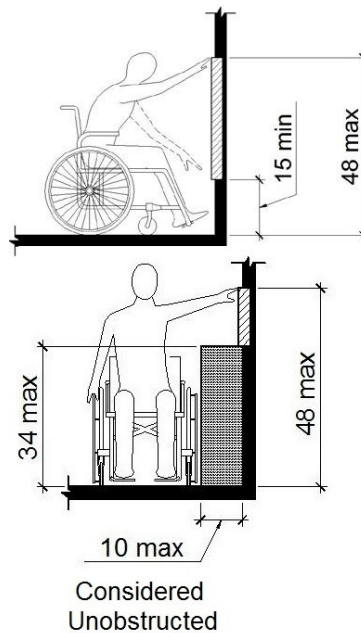
Budget Estimate: \$1,200.00

Recommendation:

Lower Fire Extinguisher cabinet for handle to be 48" max AFF.

Barrier Priority:

3 (Moderate): Should be completed as soon as possible, but there may be other items that will provide greater access to persons with disabilities. (Includes findings that have a high financial impact on the entity in relationship to the degree of access provided).



As Built: The Fire extinguisher is not positioned correctly for either a side or front approach.

Where a clear floor or ground space allows a parallel or front approach and the side reach is unobstructed, the high side reach shall be 48 inches maximum above the finish floor or ground and the low side reach shall be 15 inches minimum above the finish floor or ground.

Citation: 2010 ADAS Section 308.2.1

Where a forward reach is unobstructed, the high forward reach shall be 48 inches (1220 mm) maximum and the low forward reach shall be 15 inches (380 mm) minimum above the finish floor or ground.

2010 ADAS Section 308.3.1

Where a clear floor or ground space allows a parallel approach to an element and the side reach is unobstructed, the high side reach shall be 48 inches (1220 mm) maximum and the low side reach shall be 15 inches (380 mm) minimum above the finish floor or ground.

Teacher's Lounge

Finding: 63

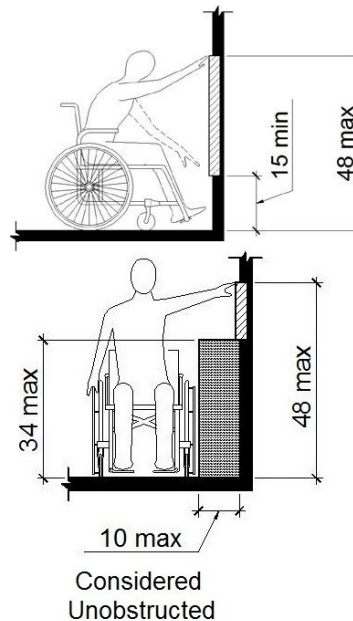
Budget Estimate: \$1,950.00

Recommendation:

Lower the Thermostat for all operable components be to 48" max AFF.

Barrier Priority:

3 (Moderate): Should be completed as soon as possible, but there may be other items that will provide greater access to persons with disabilities. (Includes findings that have a high financial impact on the entity in relationship to the degree of access provided).



As Built: The Thermostat is not positioned correctly for either a side or front approach.

Where a clear floor or ground space allows a parallel or front approach and the side reach is unobstructed, the high side reach shall be 48 inches maximum above the finish floor or ground and the low side reach shall be 15 inches minimum above the finish floor or ground.

Citation: 2010 ADAS Section 308.2.1

Where a forward reach is unobstructed, the high forward reach shall be 48 inches (1220 mm) maximum and the low forward reach shall be 15 inches (380 mm) minimum above the finish floor or ground.

2010 ADAS Section 308.3.1

Where a clear floor or ground space allows a parallel approach to an element and the side reach is unobstructed, the high side reach shall be 48 inches (1220 mm) maximum and the low side reach shall be 15 inches (380 mm) minimum above the finish floor or ground.

Teacher's Lounge

Finding: 64

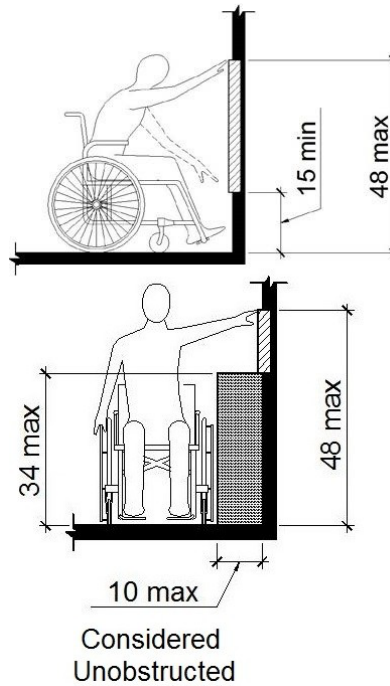
Budget Estimate: \$1,950.00

Recommendation:

Lower the Thermostat for all operable components be to 48" max AFF.

Barrier Priority:

3 (Moderate): Should be completed as soon as possible, but there may be other items that will provide greater access to persons with disabilities. (Includes findings that have a high financial impact on the entity in relationship to the degree of access provided).



As Built: The Thermostat is not positioned correctly for either a side or front approach.

Where a clear floor or ground space allows a parallel or front approach and the side reach is unobstructed, the high side reach shall be 48 inches maximum above the finish floor or ground and the low side reach shall be 15 inches minimum above the finish floor or ground.

Citation: 2010 ADAS Section 308.2.1

Where a forward reach is unobstructed, the high forward reach shall be 48 inches (1220 mm) maximum and the low forward reach shall be 15 inches (380 mm) minimum above the finish floor or ground.

2010 ADAS Section 308.3.1

Where a clear floor or ground space allows a parallel approach to an element and the side reach is unobstructed, the high side reach shall be 48 inches (1220 mm) maximum and the low side reach shall be 15 inches (380 mm) minimum above the finish floor or ground.

Teachers' Lounge Women's Restroom

Finding: 65

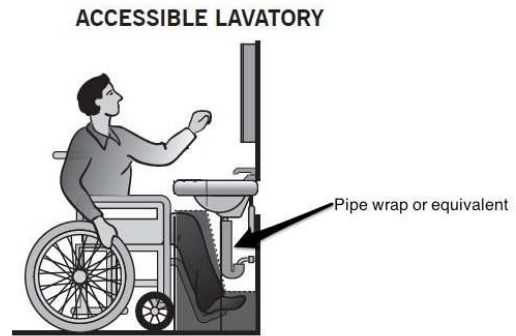

Budget Estimate: \$1,200.00

Recommendation:

Install new pipe insulation.

Barrier Priority:

3 (Moderate): Should be completed as soon as possible, but there may be other items that will provide greater access to persons with disabilities. (Includes findings that have a high financial impact on the entity in relationship to the degree of access provided).



As Built: The water and drainpipes under the lavatory are not insulated.

Water supply and drainpipes under lavatories and sinks shall be insulated or otherwise configured to protect against contact. There shall be no sharp or abrasive surfaces under lavatories and sinks.

Citation: 2010 ADAS Section 606.5

Water supply and drainpipes under lavatories and sinks shall be insulated or otherwise configured to protect against contact. There shall be no sharp or abrasive surfaces under lavatories and sinks.

Teachers' Lounge Women's Restroom

Finding: 66

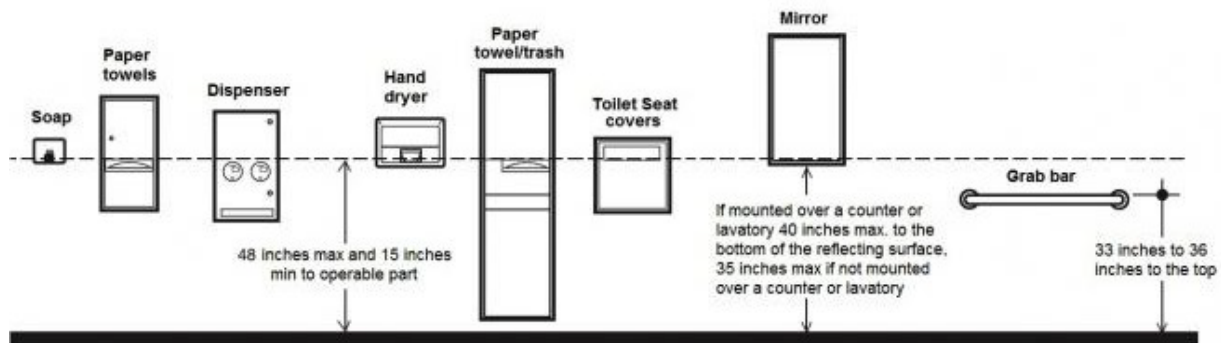
Budget Estimate: \$1,200.00

Recommendation:

Lower paper towel dispenser for all operable components to be 48" max AFF.

Barrier Priority:

3 (Moderate): Should be completed as soon as possible, but there may be other items that will provide greater access to persons with disabilities. (Includes findings that have a high financial impact on the entity in relationship to the degree of access provided).



As Built: The paper towel dispenser's operation mechanism is too high off the floor. Dispensers must have all operable parts a maximum of 48 inches above the floor.

Citation: 2010 ADAS Section 308.2.1

Where a forward reach is unobstructed, the high forward reach shall be 48 inches (1220 mm) maximum and the low forward reach shall be 15 inches (380 mm) minimum above the finish floor or ground.

Teachers' Lounge Women's Restroom

Finding: 67

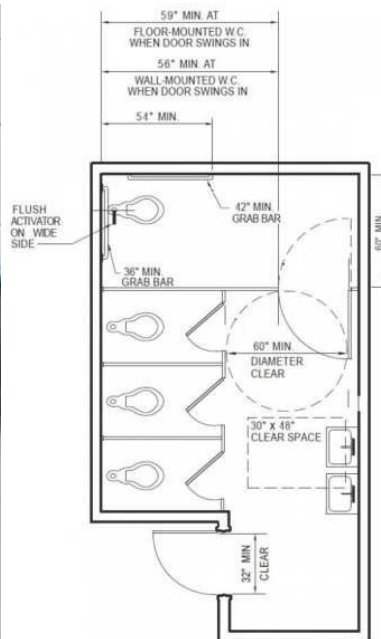
Budget Estimate: \$17,160.00

Recommendation:

Further design required to accommodate compliant restroom.

Barrier Priority:

3 (Moderate): Should be completed as soon as possible, but there may be other items that will provide greater access to persons with disabilities. (Includes findings that have a high financial impact on the entity in relationship to the degree of access provided).



As Built: The toilet compartment does not have the required minimum clear floor space or maneuvering clearances for the toilet. Toilet not within 16-18" from wall. Side grab bar installed incorrectly and rear grab bar missing.

Citation: 2010 ADAS Section 213.2

Where toilet rooms are provided, each toilet room shall comply with 603. Where bathing rooms are provided, each bathing room shall comply with 603.

Science Lab

Finding: 68

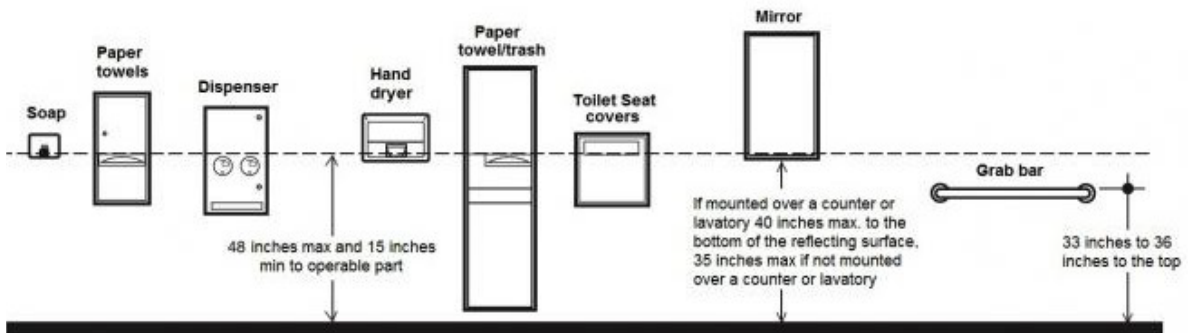
Budget Estimate: \$1,200.00

Recommendation:

Lower paper towel dispenser for all operable components to be 48" max AFF.

Barrier Priority:

3 (Moderate): Should be completed as soon as possible, but there may be other items that will provide greater access to persons with disabilities. (Includes findings that have a high financial impact on the entity in relationship to the degree of access provided).



As Built: The paper towel dispenser's operation mechanism is too high off the floor. Dispensers must have all operable parts a maximum of 48 inches above the floor.

Citation: 2010 ADAS Section 308.2.1

Where a forward reach is unobstructed, the high forward reach shall be 48 inches (1220 mm) maximum and the low forward reach shall be 15 inches (380 mm) minimum above the finish floor or ground.

Science Lab

Finding: 69

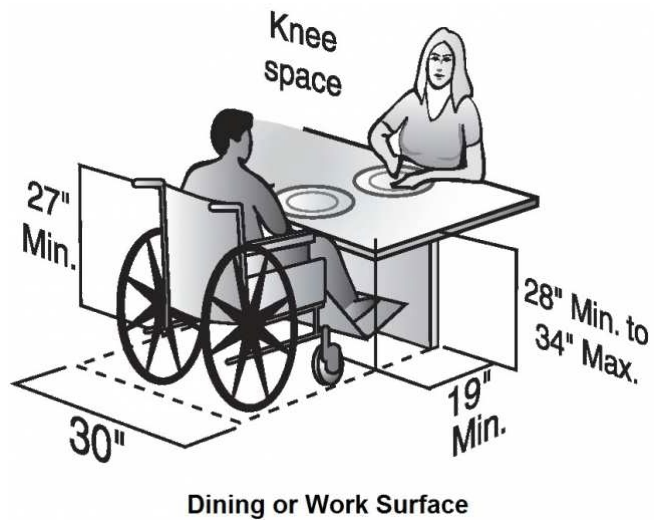
Budget Estimate: \$18,187.50

Recommendation:

Lower one of the stations to 34" max AFF.

Barrier Priority:

3 (Moderate): Should be completed as soon as possible, but there may be other items that will provide greater access to persons with disabilities. (Includes findings that have a high financial impact on the entity in relationship to the degree of access provided).



As Built: The top of the table surface is not within a compliant height range.

The tops of tables and counters shall be 28 inches to 34 inches from the floor or ground.

Citation: 2010 ADAS Section 902.3

The tops of dining surfaces and work surfaces shall be 28 inches (710 mm) minimum and 34 inches (865 mm) maximum above the finish floor or ground.

Science Lab

Finding: 70

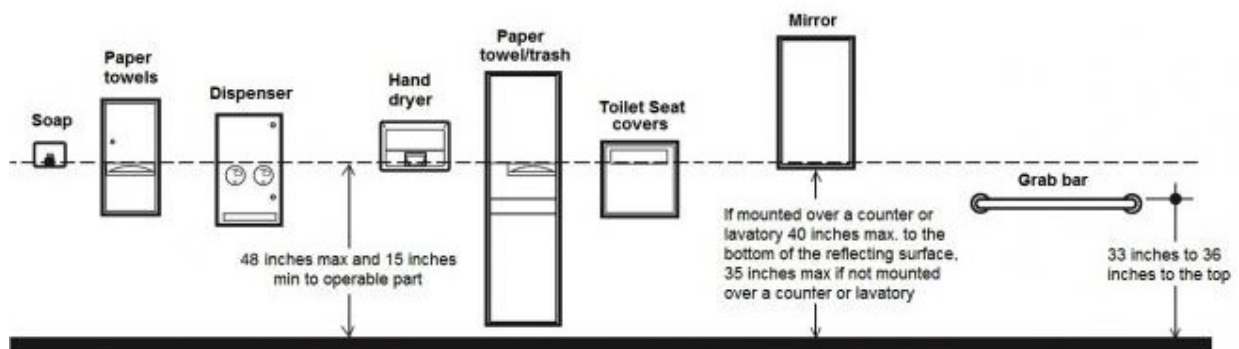
Budget Estimate: \$1,200.00

Recommendation:

Lower paper towel dispenser for all operable components to be 48" max AFF.

Barrier Priority:

3 (Moderate): Should be completed as soon as possible, but there may be other items that will provide greater access to persons with disabilities. (Includes findings that have a high financial impact on the entity in relationship to the degree of access provided).



As Built: The paper towel dispenser's operation mechanism is too high off the floor. Dispensers must have all operable parts a maximum of 48 inches above the floor.

Citation: 2010 ADAS Section 308.2.1

Where a forward reach is unobstructed, the high forward reach shall be 48 inches (1220 mm) maximum and the low forward reach shall be 15 inches (380 mm) minimum above the finish floor or ground.

Science Lab

Finding: 71

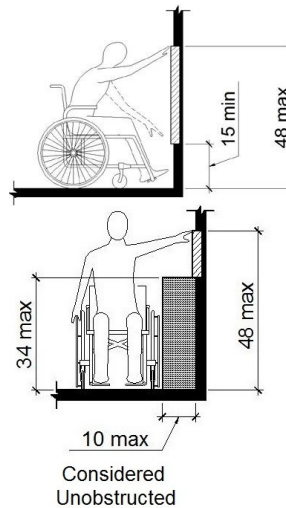
Budget Estimate: \$1,950.00

Recommendation:

Lower the Stop button for all operable components be to 48" max AFF.

Barrier Priority:

3 (Moderate): Should be completed as soon as possible, but there may be other items that will provide greater access to persons with disabilities. (Includes findings that have a high financial impact on the entity in relationship to the degree of access provided).



As Built: The Stop button is not positioned correctly for either a side or front approach.

Where a clear floor or ground space allows a parallel or front approach and the side reach is unobstructed, the high side reach shall be 48 inches maximum above the finish floor or ground and the low side reach shall be 15 inches minimum above the finish floor or ground.

Citation: 2010 ADAS Section 308.2.1

Where a forward reach is unobstructed, the high forward reach shall be 48 inches (1220 mm) maximum and the low forward reach shall be 15 inches (380 mm) minimum above the finish floor or ground.

2010 ADAS Section 308.3.1

Where a clear floor or ground space allows a parallel approach to an element and the side reach is unobstructed, the high side reach shall be 48 inches (1220 mm) maximum and the low side reach shall be 15 inches (380 mm) minimum above the finish floor or ground.

Science Lab

Finding: 72

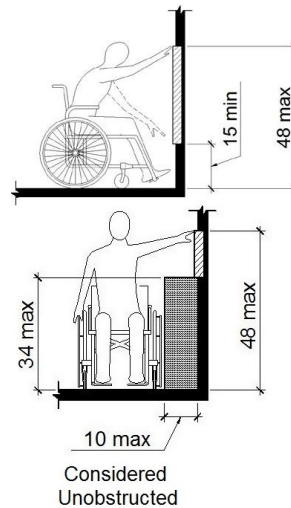
Budget Estimate: \$1,200.00

Recommendation:

Lower Fire Extinguisher for handle to be 48" max AFF.

Barrier Priority:

3 (Moderate): Should be completed as soon as possible, but there may be other items that will provide greater access to persons with disabilities. (Includes findings that have a high financial impact on the entity in relationship to the degree of access provided).



As Built: The Fire extinguisher is not positioned correctly for either a side or front approach.

Where a clear floor or ground space allows a parallel or front approach and the side reach is unobstructed, the high side reach shall be 48 inches maximum above the finish floor or ground and the low side reach shall be 15 inches minimum above the finish floor or ground.

Citation: 2010 ADAS Section 308.2.1

Where a forward reach is unobstructed, the high forward reach shall be 48 inches (1220 mm) maximum and the low forward reach shall be 15 inches (380 mm) minimum above the finish floor or ground.

2010 ADAS Section 308.3.1

Where a clear floor or ground space allows a parallel approach to an element and the side reach is unobstructed, the high side reach shall be 48 inches (1220 mm) maximum and the low side reach shall be 15 inches (380 mm) minimum above the finish floor or ground.

Science Lab

Finding: 73

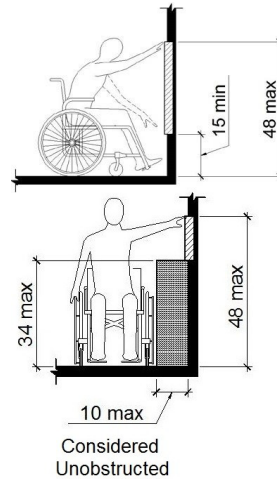
Budget Estimate: \$1,950.00

Recommendation:

Lower the Thermostat for all operable components be to 48" max AFF.

Barrier Priority:

3 (Moderate): Should be completed as soon as possible, but there may be other items that will provide greater access to persons with disabilities. (Includes findings that have a high financial impact on the entity in relationship to the degree of access provided).



As Built: The Thermostat is not positioned correctly for either a side or front approach.

Where a clear floor or ground space allows a parallel or front approach and the side reach is unobstructed, the high side reach shall be 48 inches maximum above the finish floor or ground and the low side reach shall be 15 inches minimum above the finish floor or ground.

Citation: 2010 ADAS Section 308.2.1

Where a forward reach is unobstructed, the high forward reach shall be 48 inches (1220 mm) maximum and the low forward reach shall be 15 inches (380 mm) minimum above the finish floor or ground.

2010 ADAS Section 308.3.1

Where a clear floor or ground space allows a parallel approach to an element and the side reach is unobstructed, the high side reach shall be 48 inches (1220 mm) maximum and the low side reach shall be 15 inches (380 mm) minimum above the finish floor or ground.

Nurse's Office

Finding: 74

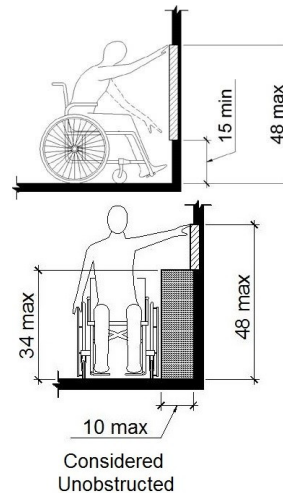

Budget Estimate: \$1,200.00

Recommendation:

Lower the EpiPen storage box for top be to 48" max AFF.

Barrier Priority:

3 (Moderate): Should be completed as soon as possible, but there may be other items that will provide greater access to persons with disabilities. (Includes findings that have a high financial impact on the entity in relationship to the degree of access provided).



As Built: The EpiPen storage box is not positioned correctly for either a side or front approach.

Where a clear floor or ground space allows a parallel or front approach and the side reach is unobstructed, the high side reach shall be 48 inches maximum above the finish floor or ground and the low side reach shall be 15 inches minimum above the finish floor or ground.

Citation: 2010 ADAS Section 308.2.1

Where a forward reach is unobstructed, the high forward reach shall be 48 inches (1220 mm) maximum and the low forward reach shall be 15 inches (380 mm) minimum above the finish floor or ground.

2010 ADAS Section 308.3.1

Where a clear floor or ground space allows a parallel approach to an element and the side reach is unobstructed, the high side reach shall be 48 inches (1220 mm) maximum and the low side reach shall be 15 inches (380 mm) minimum above the finish floor or ground.

Nurse's Office

Finding: 75

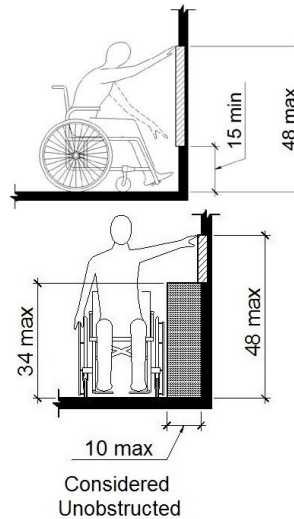
Budget Estimate: \$1,950.00

Recommendation:

Lower the thermostat for all operable components be to 48" max AFF.

Barrier Priority:

3 (Moderate): Should be completed as soon as possible, but there may be other items that will provide greater access to persons with disabilities. (Includes findings that have a high financial impact on the entity in relationship to the degree of access provided).



As Built: The thermostat is not positioned correctly for either a side or front approach.

Where a clear floor or ground space allows a parallel or front approach and the side reach is unobstructed, the high side reach shall be 48 inches maximum above the finish floor or ground and the low side reach shall be 15 inches minimum above the finish floor or ground.

Citation: 2010 ADAS Section 308.2.1

Where a forward reach is unobstructed, the high forward reach shall be 48 inches (1220 mm) maximum and the low forward reach shall be 15 inches (380 mm) minimum above the finish floor or ground.

2010 ADAS Section 308.3.1

Where a clear floor or ground space allows a parallel approach to an element and the side reach is unobstructed, the high side reach shall be 48 inches (1220 mm) maximum and the low side reach shall be 15 inches (380 mm) minimum above the finish floor or ground.

Science Lab 2

Finding: 76

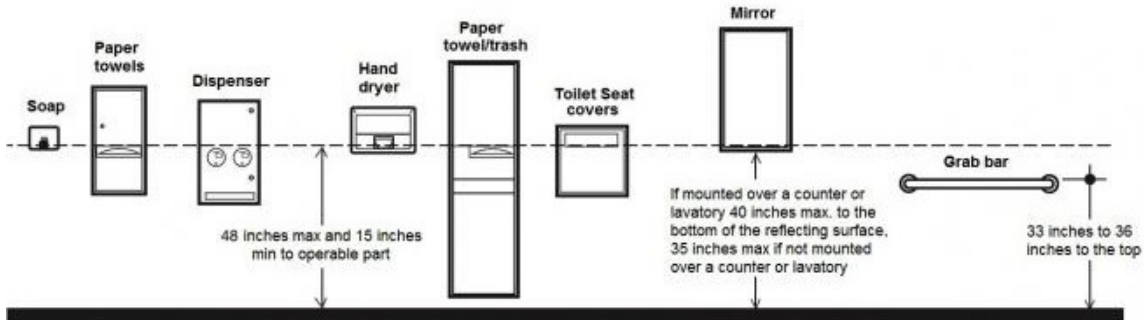
Budget Estimate: \$1,200.00

Recommendation:

Lower paper towel dispenser for all operable components to be 48" max AFF.

Barrier Priority:

3 (Moderate): Should be completed as soon as possible, but there may be other items that will provide greater access to persons with disabilities. (Includes findings that have a high financial impact on the entity in relationship to the degree of access provided).



As Built: The paper towel dispenser's operation mechanism is too high off the floor. Dispensers must have all operable parts a maximum of 48 inches above the floor.

Citation: 2010 ADAS Section 308.2.1

Where a forward reach is unobstructed, the high forward reach shall be 48 inches (1220 mm) maximum and the low forward reach shall be 15 inches (380 mm) minimum above the finish floor or ground.

Science Lab 2

Finding: 77

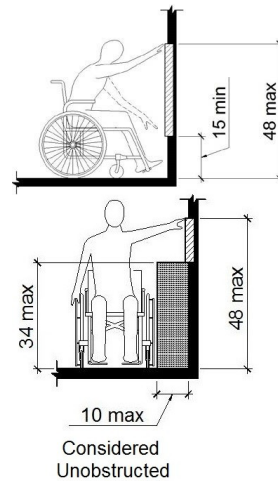
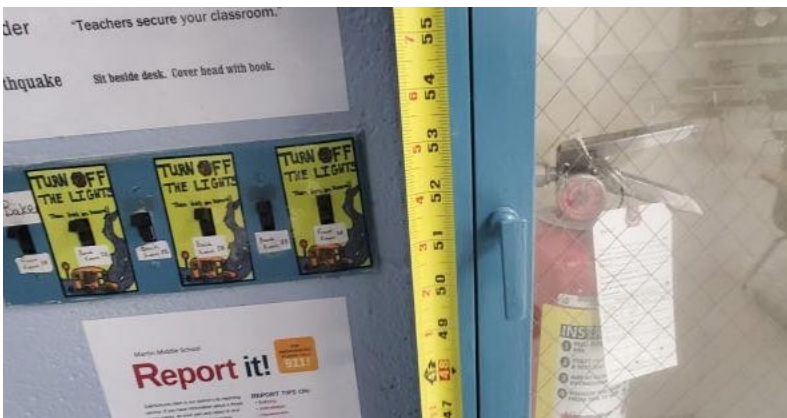
Budget Estimate: \$1,200.00

Recommendation:

Lower Fire Extinguisher cabinet for handle to be 48" max AFF.

Barrier Priority:

3 (Moderate): Should be completed as soon as possible, but there may be other items that will provide greater access to persons with disabilities. (Includes findings that have a high financial impact on the entity in relationship to the degree of access provided).



As Built: The fire extinguisher is not positioned correctly for either a side or front approach.

Where a clear floor or ground space allows a parallel or front approach and the side reach is unobstructed, the high side reach shall be 48 inches maximum above the finish floor or ground and the low side reach shall be 15 inches minimum above the finish floor or ground.

Citation: 2010 ADAS Section 308.2.1

Where a forward reach is unobstructed, the high forward reach shall be 48 inches (1220 mm) maximum and the low forward reach shall be 15 inches (380 mm) minimum above the finish floor or ground.

2010 ADAS Section 308.3.1

Where a clear floor or ground space allows a parallel approach to an element and the side reach is unobstructed, the high side reach shall be 48 inches (1220 mm) maximum and the low side reach shall be 15 inches (380 mm) minimum above the finish floor or ground.

Girl's 7th Grade Restroom

Finding: 78

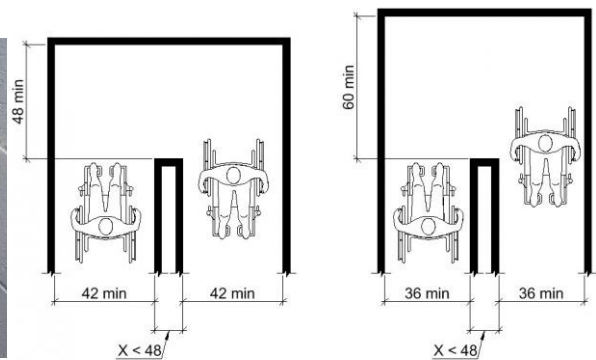
Budget Estimate: Included in Finding 79.

Recommendation:

Further design required to accommodate compliant restroom entrance.

Barrier Priority:

3 (Moderate): Should be completed as soon as possible, but there may be other items that will provide greater access to persons with disabilities. (Includes findings that have a high financial impact on the entity in relationship to the degree of access provided)



As Built: The route of travel does not meet minimum width requirements around the turn.

Where the accessible route makes a 180 degree turn around an element which is less than 48 inches wide, clear width shall be 42 inches minimum approaching the turn, 48 inches minimum at the turn and 42 inches minimum leaving the turn. Where the clear width at the turn is 60 inches minimum a clear width 36 inches minimum approaching the turn and 36 inches minimum at the turn is acceptable.

Citation: 2010 ADAS Section 403.5.2

Where the accessible route makes a 180 degree turn around an element which is less than 48 inches (1220 mm) wide, clear width shall be 42 inches (1065 mm) minimum approaching the turn, 48 inches (1220 mm) minimum at the turn and 42 inches (1065 mm) minimum leaving the turn.

Girl's 7th Grade Restroom

Finding: 79

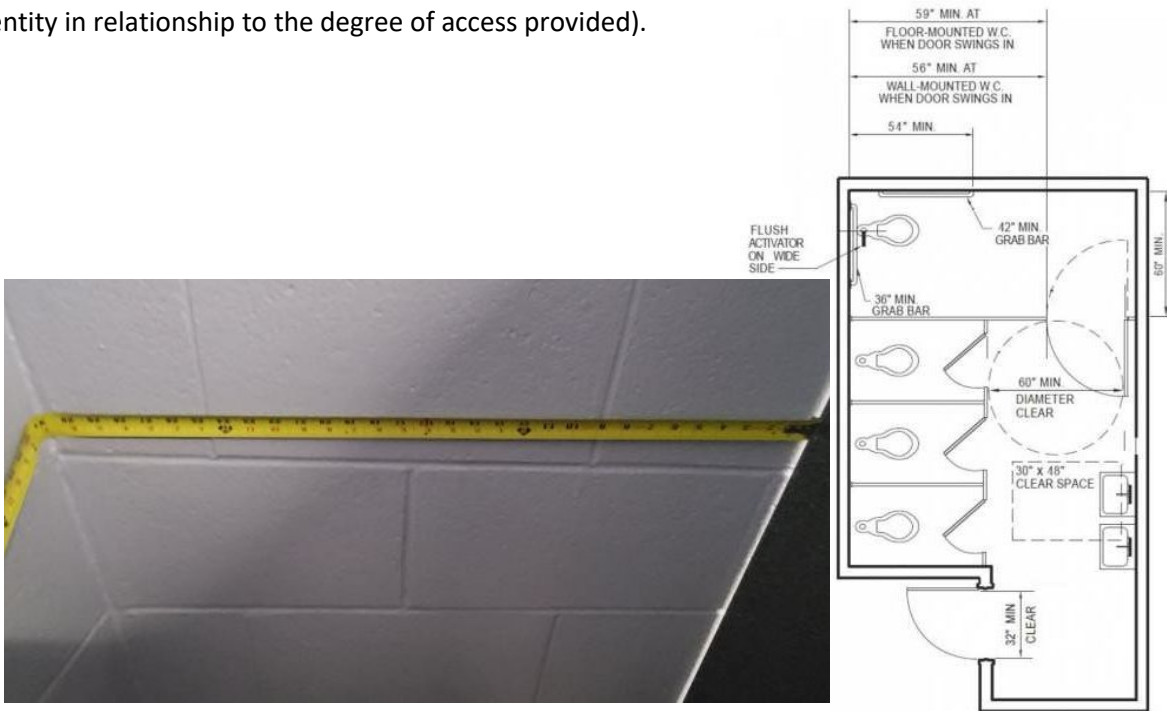
Budget Estimate: \$34,410.00

Recommendation:

Further design required.

Barrier Priority:

3 (Moderate): Should be completed as soon as possible, but there may be other items that will provide greater access to persons with disabilities. (Includes findings that have a high financial impact on the entity in relationship to the degree of access provided).



As Built: The toilet compartment does not have the required minimum clear floor space or maneuvering clearances for the toilet. No grab bars are installed.

Citation: 2010 ADAS Section 213.2

Where toilet rooms are provided, each toilet room shall comply with 603. Where bathing rooms are provided, each bathing room shall comply with 603.

Girl's 7th Grade Restroom

Finding: 80

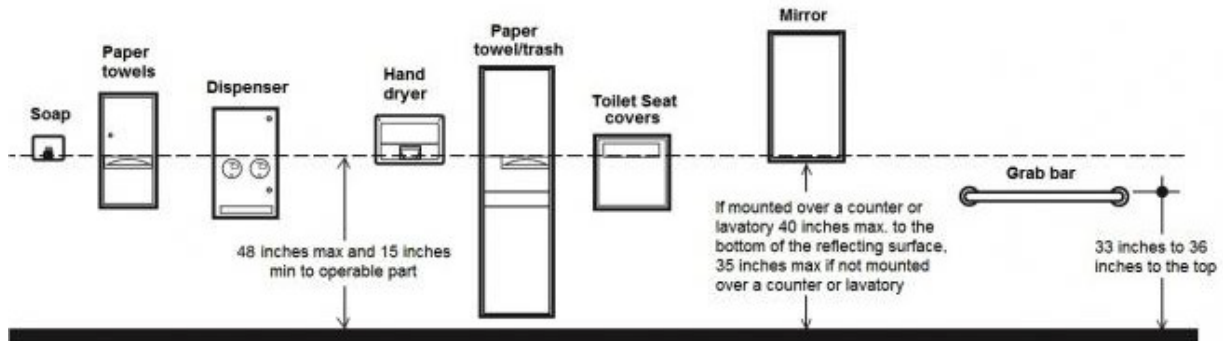
Budget Estimate: \$1,200.00

Recommendation:

Lower paper towel dispenser for all operable components to be 48" max AFF.

Barrier Priority:

3 (Moderate): Should be completed as soon as possible, but there may be other items that will provide greater access to persons with disabilities. (Includes findings that have a high financial impact on the entity in relationship to the degree of access provided).



As Built: The paper towel dispenser's operation mechanism is too high off the floor. Dispensers must have all operable parts a maximum of 48 inches above the floor.

Citation: 2010 ADAS Section 308.2.1

Where a forward reach is unobstructed, the high forward reach shall be 48 inches (1220 mm) maximum and the low forward reach shall be 15 inches (380 mm) minimum above the finish floor or ground.

Girl's 7th Grade Restroom

Finding: 81

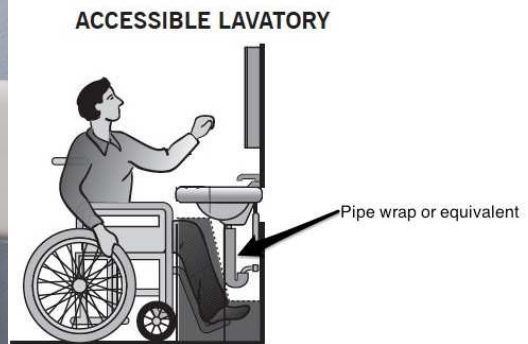
Budget Estimate: \$1,200.00

Recommendation:

Install new pipe insulation.

Barrier Priority:

3 (Moderate): Should be completed as soon as possible, but there may be other items that will provide greater access to persons with disabilities. (Includes findings that have a high financial impact on the entity in relationship to the degree of access provided).



As Built: The water and drainpipes under the lavatory are not adequately insulated.

Water supply and drainpipes under lavatories and sinks shall be insulated or otherwise configured to protect against contact. There shall be no sharp or abrasive surfaces under lavatories and sinks.

Citation: 2010 ADAS Section 606.5

Water supply and drainpipes under lavatories and sinks shall be insulated or otherwise configured to protect against contact. There shall be no sharp or abrasive surfaces under lavatories and sinks.

Girl's 7th Grade Restroom

Finding: 82

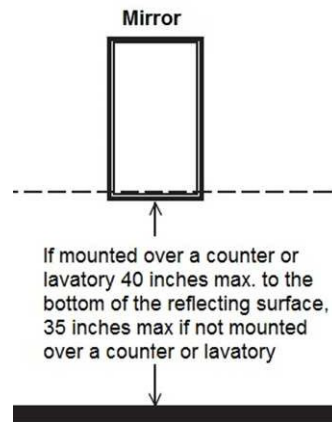
Budget Estimate: \$1,275.00

Recommendation:

Lower mirror for reflecting surface to be 40" max AFF.

Barrier Priority:

3 (Moderate): Should be completed as soon as possible, but there may be other items that will provide greater access to persons with disabilities. (Includes findings that have a high financial impact on the entity in relationship to the degree of access provided).



As Built: The mirror is mounted too high.

Mirrors must have the bottom edge of the reflecting surface a maximum of 40 inches above the floor if above a sink or counter. Mirrors not located above lavatories or countertops shall be installed with the bottom edge of the reflecting surface 35 inches maximum above the finish floor or ground.

Citation: 2010 ADAS Section 603.3

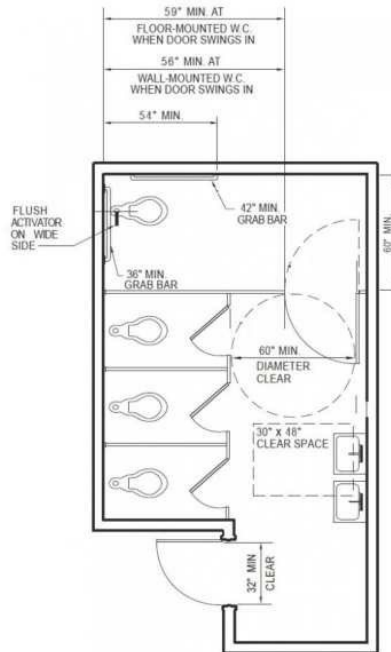
Mirrors located above lavatories or countertops shall be installed with the bottom edge of the reflecting surface 40 inches (1015 mm) maximum above the finish floor or ground. Mirrors not located above lavatories or countertops shall be installed with the bottom edge of the reflecting surface 35 inches (890 mm) maximum above the finish floor or ground.

Boy's 7th Grade Restroom
Finding: 83
Budget Estimate: \$35,985.00

Recommendation:
Further design required.

Barrier Priority:

3 (Moderate): Should be completed as soon as possible, but there may be other items that will provide greater access to persons with disabilities. (Includes findings that have a high financial impact on the entity in relationship to the degree of access provided).



As Built: The toilet compartment does not have the required minimum clear floor space or maneuvering clearances for the toilet. No grab bars are installed. Toilet not centered within 16-18" from wall.

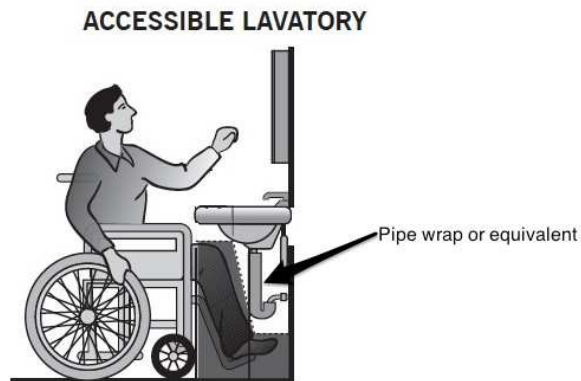
Citation: 2010 ADAS Section 213.2

Where toilet rooms are provided, each toilet room shall comply with 603. Where bathing rooms are provided, each bathing room shall comply with 603.

Boy's 7th Grade Restroom
Finding: 84
Budget Estimate: \$1,200.00

Recommendation:
Install new pipe insulation.

Barrier Priority:
3 (Moderate): Should be completed as soon as possible, but there may be other items that will provide greater access to persons with disabilities. (Includes findings that have a high financial impact on the entity in relationship to the degree of access provided).



As Built: The water and drainpipes under the lavatory are not adequately insulated.

Water supply and drainpipes under lavatories and sinks shall be insulated or otherwise configured to protect against contact. There shall be no sharp or abrasive surfaces under lavatories and sinks.

Citation: 2010 ADAS Section 606.5

Water supply and drainpipes under lavatories and sinks shall be insulated or otherwise configured to protect against contact. There shall be no sharp or abrasive surfaces under lavatories and sinks.

Boy's 7th Grade Restroom

Finding: 85

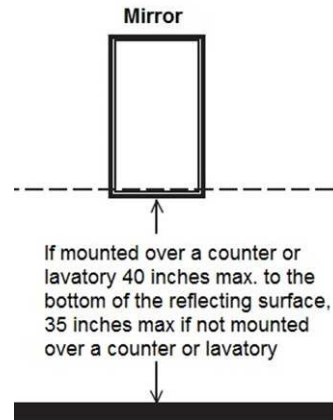
Budget Estimate: \$1,275.00

Recommendation:

Lower mirror for reflecting surface to be 40" max AFF.

Barrier Priority:

3 (Moderate): Should be completed as soon as possible, but there may be other items that will provide greater access to persons with disabilities. (Includes findings that have a high financial impact on the entity in relationship to the degree of access provided).



As Built: The mirror is mounted too high.

Mirrors must have the bottom edge of the reflecting surface a maximum of 40 inches above the floor if above a sink or counter. Mirrors not located above lavatories or countertops shall be installed with the bottom edge of the reflecting surface 35 inches maximum above the finish floor or ground.

Citation: 2010 ADAS Section 603.3

Mirrors located above lavatories or countertops shall be installed with the bottom edge of the reflecting surface 40 inches (1015 mm) maximum above the finish floor or ground. Mirrors not located above lavatories or countertops shall be installed with the bottom edge of the reflecting surface 35 inches (890 mm) maximum above the finish floor or ground.

Faculty Women's Restroom 2

Finding: 86

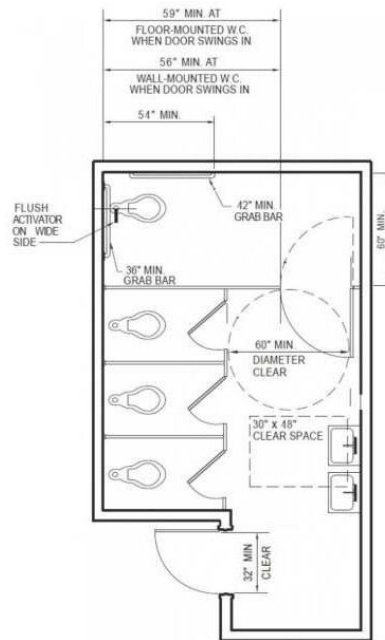

Budget Estimate: \$18,660.00

Recommendation:

Further design required.

Barrier Priority:

3 (Moderate): Should be completed as soon as possible, but there may be other items that will provide greater access to persons with disabilities. (Includes findings that have a high financial impact on the entity in relationship to the degree of access provided).



As Built: The toilet compartment does not have the required minimum clear floor space or maneuvering clearances for the toilet. No grab bars are installed.

Citation: 2010 ADAS Section 213.2

Where toilet rooms are provided, each toilet room shall comply with 603. Where bathing rooms are provided, each bathing room shall comply with 603.

Faculty Women's Restroom 2

Finding: 87

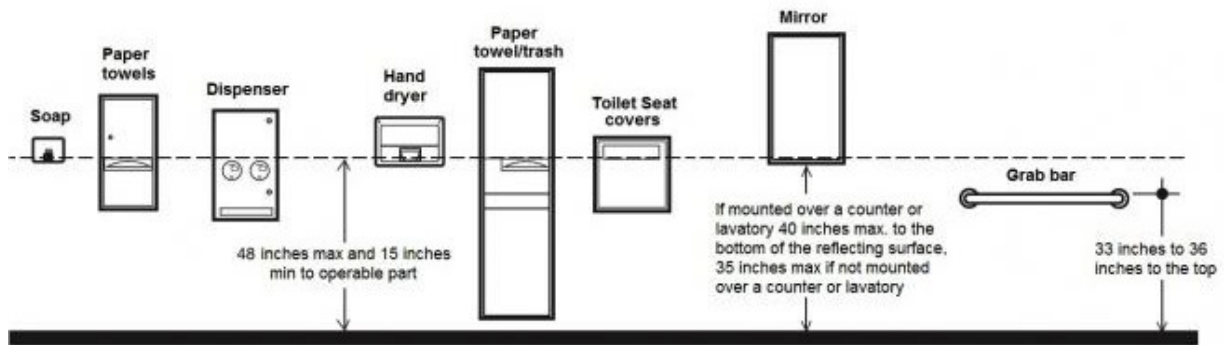
Budget Estimate: \$1,200.00

Recommendation:

Lower paper towel dispenser for all operable components to be 48" max AFF.

Barrier Priority:

3 (Moderate): Should be completed as soon as possible, but there may be other items that will provide greater access to persons with disabilities. (Includes findings that have a high financial impact on the entity in relationship to the degree of access provided).



As Built: The paper towel dispenser's operation mechanism is too high off the floor. Dispensers must have all operable parts a maximum of 48 inches above the floor.

Citation: 2010 ADAS Section 308.2.1

Where a forward reach is unobstructed, the high forward reach shall be 48 inches (1220 mm) maximum and the low forward reach shall be 15 inches (380 mm) minimum above the finish floor or ground.

Faculty Women's Restroom 2

Finding: 88

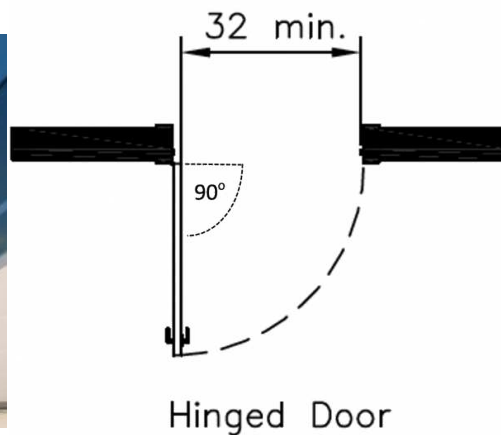
Budget Estimate: \$1,275.00

Recommendation:

Install new 3' door to comply with 32" minimum clear opening requirement.

Barrier Priority:

3 (Moderate): Should be completed as soon as possible, but there may be other items that will provide greater access to persons with disabilities. (Includes findings that have a high financial impact on the entity in relationship to the degree of access provided).



As Built: The door opening does not provide at least 32 inches between the face of the door and the opposite stop.

Door openings shall provide a clear width of 32 inches minimum. Clear openings of doorways with swinging doors shall be measured between the face of the door and the stop, with the door open 90 degrees. There shall be no projections into the required clear opening width lower than 34 inches above the finish floor or ground. Projections into the clear opening width between 34 inches and 80 inches above the finish floor or ground shall not exceed 4 inches.

Citation: 2010 ADAS Section 404.2.3

Door openings shall provide a clear width of 32 inches (815 mm) minimum. Clear openings of doorways with swinging doors shall be measured between the face of the door and the stop, with the door open 90 degrees. Openings more than 24 inches (610 mm) deep shall provide a clear opening of 36 inches (915 mm) minimum. There shall be no projections into the required clear opening width lower than 34 inches (865 mm) above the finish floor or ground. Projections into the clear opening width between 34 inches (865 mm) and 80 inches (2030 mm) above the finish floor or ground shall not exceed 4 inches (100 mm).

Faculty Women's Restroom 2

Finding: 89

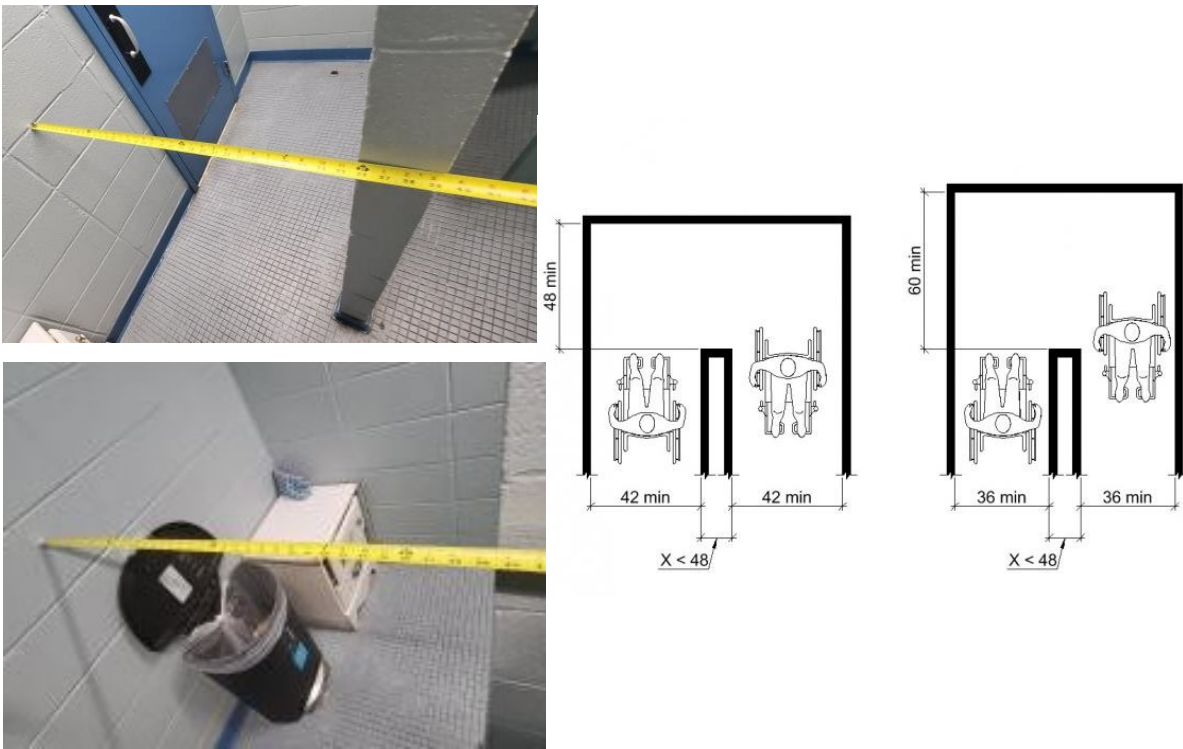
Budget Estimate: \$2,175.00

Recommendation:

Further design required to accommodate compliant restroom entrance.

Barrier Priority:

3 (Moderate): Should be completed as soon as possible, but there may be other items that will provide greater access to persons with disabilities. (Includes findings that have a high financial impact on the entity in relationship to the degree of access provided).



As Built: The route of travel does not meet minimum width requirements around the turn.

Where the accessible route makes a 180 degree turn around an element which is less than 48 inches wide, clear width shall be 42 inches minimum approaching the turn, 48 inches minimum at the turn and 42 inches minimum leaving the turn. Where the clear width at the turn is 60 inches minimum a clear width 36 inches minimum approaching the turn and 36 inches minimum at the turn is acceptable.

Citation: 2010 ADAS Section 403.5.2

Where the accessible route makes a 180 degree turn around an element which is less than 48 inches (1220 mm) wide, clear width shall be 42 inches (1065 mm) minimum approaching the turn, 48 inches (1220 mm) minimum at the turn and 42 inches (1065 mm) minimum leaving the turn.

Faculty Women's Restroom 2

Finding: 90

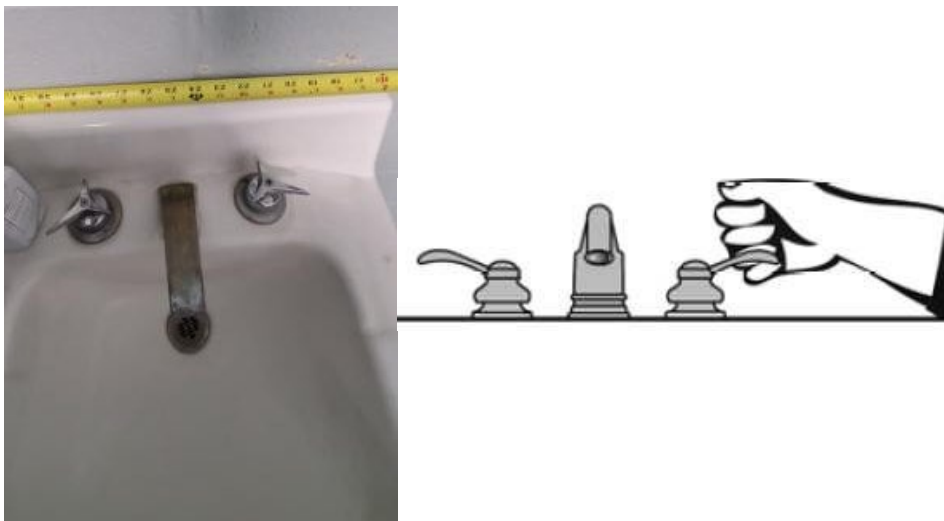
Budget Estimate: \$3,300.00

Recommendation:

Install new lever type faucet.

Barrier Priority:

3 (Moderate): Should be completed as soon as possible, but there may be other items that will provide greater access to persons with disabilities. (Includes findings that have a high financial impact on the entity in relationship to the degree of access provided).



As Built: The faucet controls require twisting of the wrist.

Faucet controls and operating mechanisms shall be operable with one hand and shall not require tight grasping, pinching or twisting of the wrist. The force required to activate controls shall be no greater than 5 lb. Lever-operated, push-type and electronically controlled mechanisms are examples of acceptable designs. Self-closing valves are allowed if the faucet remains open for at least 10 seconds.

Citation: 2010 ADAS Section 606.4

Controls for faucets shall comply with 309. Hand-operated metering faucets shall remain open for 10 seconds minimum.

Library

Finding: 91

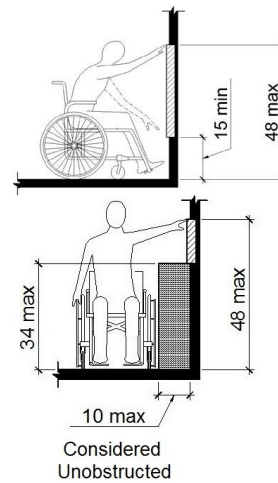
Budget Estimate: \$1,200.00

Recommendation:

Lower Fire Extinguisher cabinet for handle to be 48" max AFF.

Barrier Priority:

3 (Moderate): Should be completed as soon as possible, but there may be other items that will provide greater access to persons with disabilities. (Includes findings that have a high financial impact on the entity in relationship to the degree of access provided).



As Built: The Fire extinguisher is not positioned correctly for either a side or front approach.

Where a clear floor or ground space allows a parallel or front approach and the side reach is unobstructed, the high side reach shall be 48 inches maximum above the finish floor or ground and the low side reach shall be 15 inches minimum above the finish floor or ground.

Citation: 2010 ADAS Section 308.2.1

Where a forward reach is unobstructed, the high forward reach shall be 48 inches (1220 mm) maximum and the low forward reach shall be 15 inches (380 mm) minimum above the finish floor or ground.

2010 ADAS Section 308.3.1

Where a clear floor or ground space allows a parallel approach to an element and the side reach is unobstructed, the high side reach shall be 48 inches (1220 mm) maximum and the low side reach shall be 15 inches (380 mm) minimum above the finish floor or ground.

Auditorium

Finding: 92

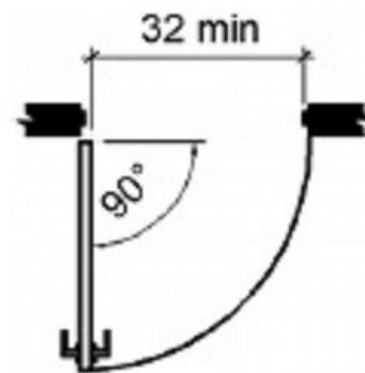
Budget Estimate: \$1,275.00

Recommendation:

Install new double doors at auditorium entrance to comply with 32" minimum clear opening width.

Barrier Priority:

3 (Moderate): Should be completed as soon as possible, but there may be other items that will provide greater access to persons with disabilities. (Includes findings that have a high financial impact on the entity in relationship to the degree of access provided)



Hinged Door or Gate

As Built: Neither leaf of the doorway provides at least 32 inches between the face of the door and the opposite stop. At least one of the active leaves of doorways with two leaves shall comply with clear width and maneuvering clearance.

Door openings shall provide a clear width of 32 inches minimum. Clear openings of doorways with swinging doors shall be measured between the face of the door and the stop, with the door open 90 degrees. There shall be no projections into the required clear opening width lower than 34 inches above the finish floor or ground. Projections into the clear opening width between 34 inches and 80 inches above the finish floor or ground shall not exceed 4 inches.

Citation: 2010 ADAS Section 404.2.3

Door openings shall provide a clear width of 32 inches (815 mm) minimum. Clear openings of doorways with swinging doors shall be measured between the face of the door and the stop, with the door open 90 degrees. Openings more than 24 inches (610 mm) deep shall provide a clear opening of 36 inches (915 mm) minimum. There shall be no projections into the required clear opening width lower than 34 inches (865 mm) above the finish floor or ground. Projections into the clear opening width between 34 inches (865 mm) and 80 inches (2030 mm) above the finish floor or ground shall not exceed 4 inches (100 mm).

2010 ADAS Section 404.2.2

At least one of the active leaves of doorways with two leaves shall comply with 404.2.3 and 404.2.4.

Auditorium

Finding: 93

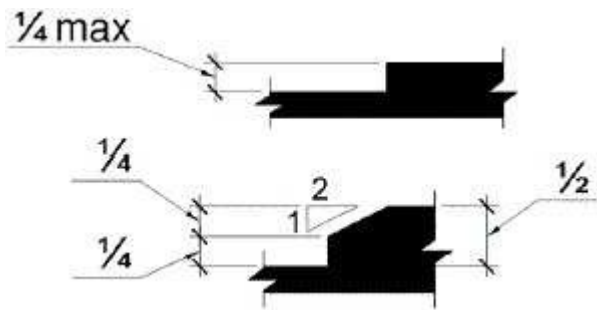
Budget Estimate: \$24,300.00

Recommendation:

Start ramp further back to accommodate proper pitch on both sides of stage.

Barrier Priority:

3 (Moderate): Should be completed as soon as possible, but there may be other items that will provide greater access to persons with disabilities. (Includes findings that have a high financial impact on the entity in relationship to the degree of access provided).



As Built: There is a change in level greater than 1/4 inch.

1/4 inch is the maximum vertical rise. Changes in level between 1/4 inch and 1/2 inch must be beveled at 1:2 or less. Changes in level greater than 1/2 inch must be by way of a ramp.

Citation: 2010 ADAS Section 303.3

Changes in level between 1/4 inch (6.4 mm) high minimum and 1/2 inch (13 mm) high maximum shall be beveled with a slope not steeper than 1:2.

Gymnasium

Finding: 94

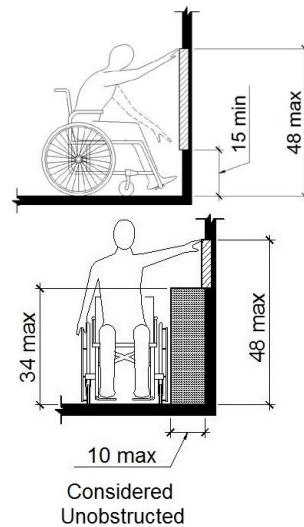

Budget Estimate: \$1,950.00

Recommendation:

Lower the Fire Alarm Pull Station for top to be 48" max AFF.

Barrier Priority:

3 (Moderate): Should be completed as soon as possible, but there may be other items that will provide greater access to persons with disabilities. (Includes findings that have a high financial impact on the entity in relationship to the degree of access provided).



As Built: The Fire Alarm Pull Station is not positioned correctly for either a side or front approach.

Where a clear floor or ground space allows a parallel or front approach and the side reach is unobstructed, the high side reach shall be 48 inches maximum above the finish floor or ground and the low side reach shall be 15 inches minimum above the finish floor or ground.

Citation: 2010 ADAS Section 308.2.1

Where a forward reach is unobstructed, the high forward reach shall be 48 inches (1220 mm) maximum and the low forward reach shall be 15 inches (380 mm) minimum above the finish floor or ground.

2010 ADAS Section 308.3.1

Where a clear floor or ground space allows a parallel approach to an element and the side reach is unobstructed, the high side reach shall be 48 inches (1220 mm) maximum and the low side reach shall be 15 inches (380 mm) minimum above the finish floor or ground.

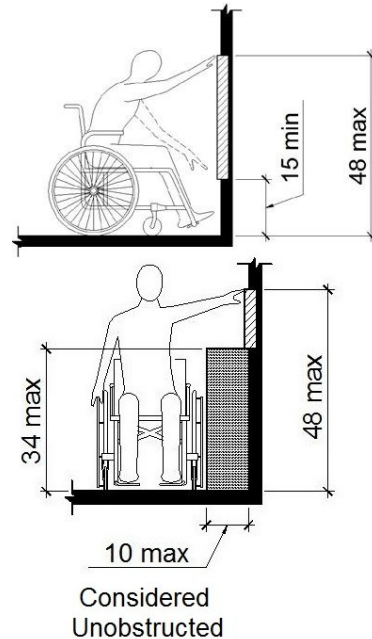
Gymnasium

Finding: 95

Budget Estimate: \$1,950.00

Recommendation: Lower the thermostat for all operable components to 48" max AFF.

Barrier Priority: 3 (Moderate): Should be completed as soon as possible, but there may be other items that will provide greater access to persons with disabilities. (Includes findings that have a high financial impact on the entity in relationship to the degree of access provided).



As Built: The thermostat is not positioned correctly for either a side or front approach.

Where a clear floor or ground space allows a parallel or front approach and the side reach is unobstructed, the high side reach shall be 48 inches maximum above the finish floor or ground and the low side reach shall be 15 inches minimum above the finish floor or ground.

Citation: 2010 ADAS Section 308.2.1

Where a forward reach is unobstructed, the high forward reach shall be 48 inches (1220 mm) maximum and the low forward reach shall be 15 inches (380 mm) minimum above the finish floor or ground.

2010 ADAS Section 308.3.1

Where a clear floor or ground space allows a parallel approach to an element and the side reach is unobstructed, the high side reach shall be 48 inches (1220 mm) maximum and the low side reach shall be 15 inches (380 mm) minimum above the finish floor or ground.

Gymnasium

Finding: 96

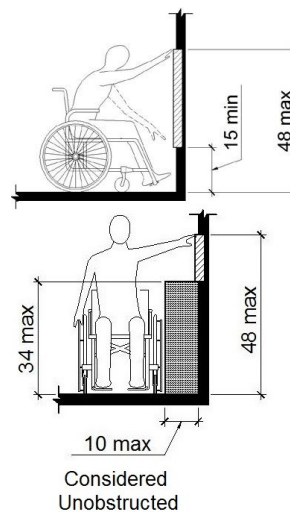
Budget Estimate: \$1,950.00

Recommendation:

Lower the Thermostat for all operable components be to 48" max AFF.

Barrier Priority:

3 (Moderate): Should be completed as soon as possible, but there may be other items that will provide greater access to persons with disabilities. (Includes findings that have a high financial impact on the entity in relationship to the degree of access provided).



As Built: The Thermostat is not positioned correctly for either a side or front approach.

Where a clear floor or ground space allows a parallel or front approach and the side reach is unobstructed, the high side reach shall be 48 inches maximum above the finish floor or ground and the low side reach shall be 15 inches minimum above the finish floor or ground.

Citation: 2010 ADAS Section 308.2.1

Where a forward reach is unobstructed, the high forward reach shall be 48 inches (1220 mm) maximum and the low forward reach shall be 15 inches (380 mm) minimum above the finish floor or ground.

2010 ADAS Section 308.3.1

Where a clear floor or ground space allows a parallel approach to an element and the side reach is unobstructed, the high side reach shall be 48 inches (1220 mm) maximum and the low side reach shall be 15 inches (380 mm) minimum above the finish floor or ground.

Gymnasium

Finding: 97

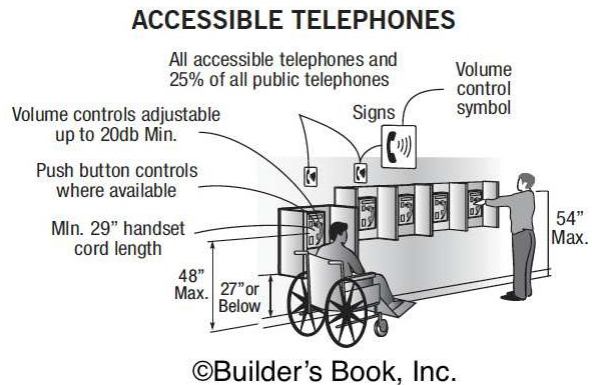
Budget Estimate: \$1,950.00

Recommendation:

Lower telephone for all operable components to be 48" max AFF.

Barrier Priority:

3 (Moderate): Should be completed as soon as possible, but there may be other items that will provide greater access to persons with disabilities. (Includes findings that have a high financial impact on the entity in relationship to the degree of access provided).



As Built: The telephone is not accessible.

Where coin-operated public pay telephones, coinless public pay telephones, public Closed-Circuit Telephones, public courtesy phones, or other types of public telephones are provided, public telephones shall be wheelchair accessible, have volume controls, TTY and meet the bank requirements if applicable for each type of public telephone provided. For purposes of this section, a bank of telephones shall be considered to be two or more adjacent telephones.

Citation: 2010 ADAS Section 217.1

Where coin-operated public pay telephones, coinless public pay telephones, public closed-circuit telephones, public courtesy phones, or other types of public telephones are provided, public telephones shall be provided in accordance with 217 for each type of public telephone provided. For purposes of this section, a bank of telephones shall be considered to be two or more adjacent telephones.

Gymnasium

Finding: 98

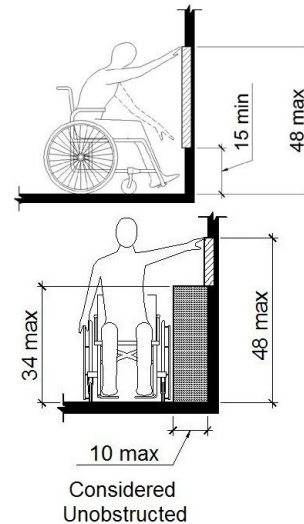

Budget Estimate: \$1,950.00

Recommendation:

Lower the Fire Alarm Pull Station for top to be to 48" max AFF.

Barrier Priority:

3 (Moderate): Should be completed as soon as possible, but there may be other items that will provide greater access to persons with disabilities. (Includes findings that have a high financial impact on the entity in relationship to the degree of access provided).



As Built: The Fire Alarm Pull Station is not positioned correctly for either a side or front approach.

Where a clear floor or ground space allows a parallel or front approach and the side reach is unobstructed, the high side reach shall be 48 inches maximum above the finish floor or ground and the low side reach shall be 15 inches minimum above the finish floor or ground.

Citation: 2010 ADAS Section 308.2.1

Where a forward reach is unobstructed, the high forward reach shall be 48 inches (1220 mm) maximum and the low forward reach shall be 15 inches (380 mm) minimum above the finish floor or ground.

2010 ADAS Section 308.3.1

Where a clear floor or ground space allows a parallel approach to an element and the side reach is unobstructed, the high side reach shall be 48 inches (1220 mm) maximum and the low side reach shall be 15 inches (380 mm) minimum above the finish floor or ground.

Science Classroom

Finding: 99

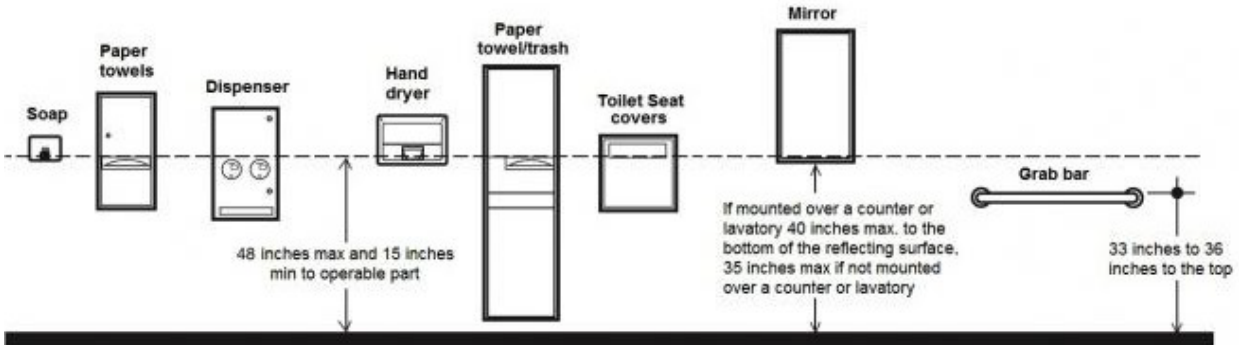
Budget Estimate: \$1,200.00

Recommendation:

Lower paper towel dispenser for all operable components to be 48" max AFF.

Barrier Priority:

3 (Moderate): Should be completed as soon as possible, but there may be other items that will provide greater access to persons with disabilities. (Includes findings that have a high financial impact on the entity in relationship to the degree of access provided).



As Built: The paper towel dispenser's operation mechanism is too high off the floor. Dispensers must have all operable parts a maximum of 48 inches above the floor.

Citation: 2010 ADAS Section 308.2.1

Where a forward reach is unobstructed, the high forward reach shall be 48 inches (1220 mm) maximum and the low forward reach shall be 15 inches (380 mm) minimum above the finish floor or ground.

Music Room

Finding: 100

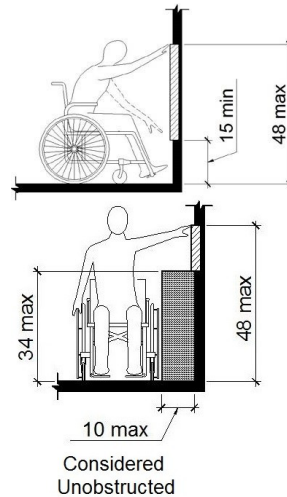
Budget Estimate: \$1,950.00

Recommendation:

Lower the Thermostat for all operable components be to 48" max AFF.

Barrier Priority:

3 (Moderate): Should be completed as soon as possible, but there may be other items that will provide greater access to persons with disabilities. (Includes findings that have a high financial impact on the entity in relationship to the degree of access provided).



As Built: The Thermostat is not positioned correctly for either a side or front approach.

Where a clear floor or ground space allows a parallel or front approach and the side reach is unobstructed, the high side reach shall be 48 inches maximum above the finish floor or ground and the low side reach shall be 15 inches minimum above the finish floor or ground.

Citation: 2010 ADAS Section 308.2.1

Where a forward reach is unobstructed, the high forward reach shall be 48 inches (1220 mm) maximum and the low forward reach shall be 15 inches (380 mm) minimum above the finish floor or ground.

2010 ADAS Section 308.3.1

Where a clear floor or ground space allows a parallel approach to an element and the side reach is unobstructed, the high side reach shall be 48 inches (1220 mm) maximum and the low side reach shall be 15 inches (380 mm) minimum above the finish floor or ground.

Lower-Level Corridor

Finding: 101

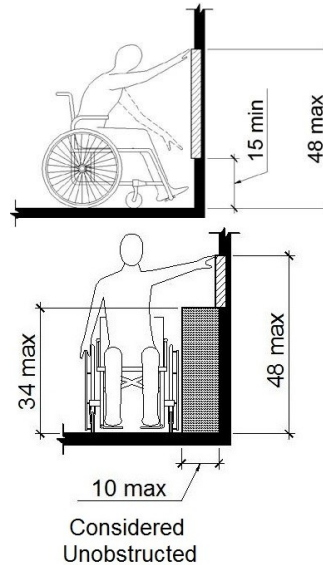
Budget Estimate: \$1,200.00

Recommendation:

Lower Fire Extinguisher for handle to be 48" max AFF.

Barrier Priority:

3 (Moderate): Should be completed as soon as possible, but there may be other items that will provide greater access to persons with disabilities. (Includes findings that have a high financial impact on the entity in relationship to the degree of access provided).



As Built: The Fire extinguisher is not positioned correctly for either a side or front approach.

Where a clear floor or ground space allows a parallel or front approach and the side reach is unobstructed, the high side reach shall be 48 inches maximum above the finish floor or ground and the low side reach shall be 15 inches minimum above the finish floor or ground.

Citation: 2010 ADAS Section 308.2.1

Where a forward reach is unobstructed, the high forward reach shall be 48 inches (1220 mm) maximum and the low forward reach shall be 15 inches (380 mm) minimum above the finish floor or ground.

2010 ADAS Section 308.3.1

Where a clear floor or ground space allows a parallel approach to an element and the side reach is unobstructed, the high side reach shall be 48 inches (1220 mm) maximum and the low side reach shall be 15 inches (380 mm) minimum above the finish floor or ground.

Lower-Level Corridor

Finding: 102

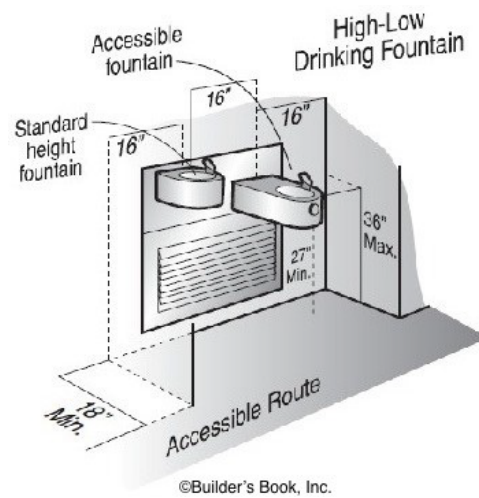
Budget Estimate: \$20,725.00

Recommendation:

Install new drinking fountain to proper compliant height.

Barrier Priority:

3 (Moderate): Should be completed as soon as possible, but there may be other items that will provide greater access to persons with disabilities. (Includes findings that have a high financial impact on the entity in relationship to the degree of access provided).



As Built: The drinking fountain is noncompliant.

Spout outlets shall be 36 inches maximum above the finish floor or ground and be located 15 inches minimum from the vertical support and 5 inches maximum from the front edge of the unit, including bumpers. The spout shall provide a flow of water at least 4 inches high minimum and shall be located 5 inches maximum from the front of the unit. The angle of the water stream shall be measured horizontally relative to the front face of the unit. Where spouts are located less than 3 inches of the front of the unit, the angle of the water stream shall be 30 degrees maximum. Where spouts are located between 3 inches and 5 inches maximum from the front of the unit, the angle of the water stream shall be 15 degrees maximum. On an accessible drinking fountain with a round or oval bowl, the spout must be positioned so the flow of water is within 3 inches of the front edge of the fountain.

Citation: 2010 ADAS Section 602.1

Drinking fountains shall comply with 307 and 602.

Lower-Level Corridor

Finding: 103

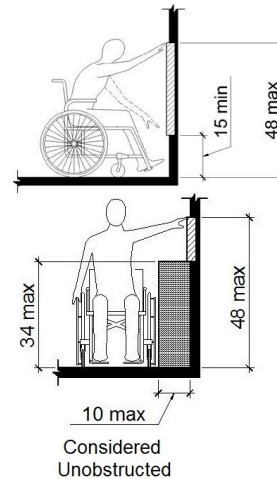

Budget Estimate: \$1,950.00

Recommendation:

Lower the Fire Alarm Pull Station for top to be to 48" max AFF.

Barrier Priority:

3 (Moderate): Should be completed as soon as possible, but there may be other items that will provide greater access to persons with disabilities. (Includes findings that have a high financial impact on the entity in relationship to the degree of access provided).



As Built: The Fire Alarm Pull Station is not positioned correctly for either a side or front approach.

Where a clear floor or ground space allows a parallel or front approach and the side reach is unobstructed, the high side reach shall be 48 inches maximum above the finish floor or ground and the low side reach shall be 15 inches minimum above the finish floor or ground.

Citation: 2010 ADAS Section 308.2.1

Where a forward reach is unobstructed, the high forward reach shall be 48 inches (1220 mm) maximum and the low forward reach shall be 15 inches (380 mm) minimum above the finish floor or ground.

2010 ADAS Section 308.3.1

Where a clear floor or ground space allows a parallel approach to an element and the side reach is unobstructed, the high side reach shall be 48 inches (1220 mm) maximum and the low side reach shall be 15 inches (380 mm) minimum above the finish floor or ground.

Lower-Level Women's Restroom

Finding: 104

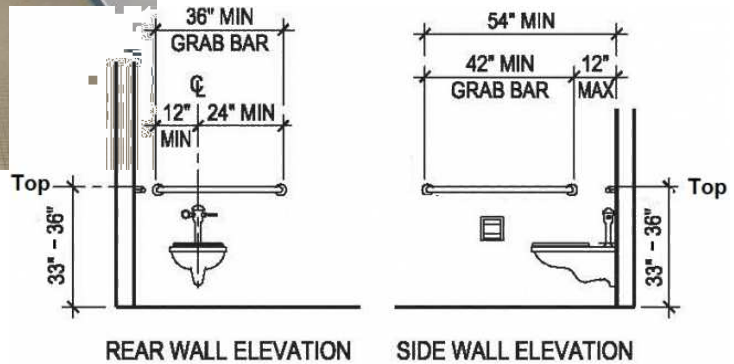

Budget Estimate: \$1,275.00

Recommendation:

Install new rear and side grab bars.

Barrier Priority:

3 (Moderate): Should be completed as soon as possible, but there may be other items that will provide greater access to persons with disabilities. (Includes findings that have a high financial impact on the entity in relationship to the degree of access provided)



As Built: Accessible toilets must have grab bars installed.

The side grab bar must extend at least 54 inches minimum beyond the rear wall and start a maximum of 12 inches from the rear wall.

The rear grab bar must be a minimum of 36 inches long and extend from the centerline of the toilet 12 inches minimum on one side and 24 inches minimum on the other side.

Grab bars shall be installed in a horizontal position, 33 inches minimum and 36 inches maximum above the finish floor measured to the top of the gripping surface.

Citation: 2010 ADAS Section 604.5

Grab bars for water closets shall comply with 609. Grab bars shall be provided on the side wall closest to the water closet and on the rear wall.

Lower-Level Women's Restroom

Finding: 105

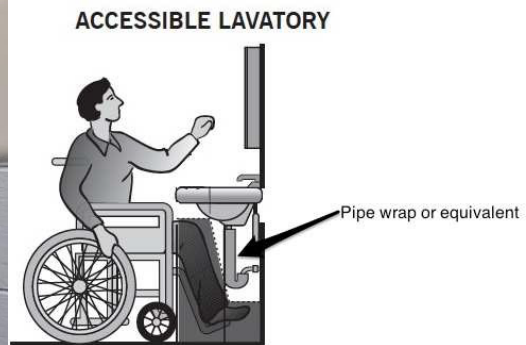
Budget Estimate: \$1,200.00

Recommendation:

Install new pipe insulation.

Barrier Priority:

3 (Moderate): Should be completed as soon as possible, but there may be other items that will provide greater access to persons with disabilities. (Includes findings that have a high financial impact on the entity in relationship to the degree of access provided).



As Built: The water and drainpipes under the lavatory are not adequately insulated.

Water supply and drainpipes under lavatories and sinks shall be insulated or otherwise configured to protect against contact. There shall be no sharp or abrasive surfaces under lavatories and sinks.

Citation: 2010 ADAS Section 606.5

Water supply and drainpipes under lavatories and sinks shall be insulated or otherwise configured to protect against contact. There shall be no sharp or abrasive surfaces under lavatories and sinks.

Lower-Level Women's Restroom

Finding: 106

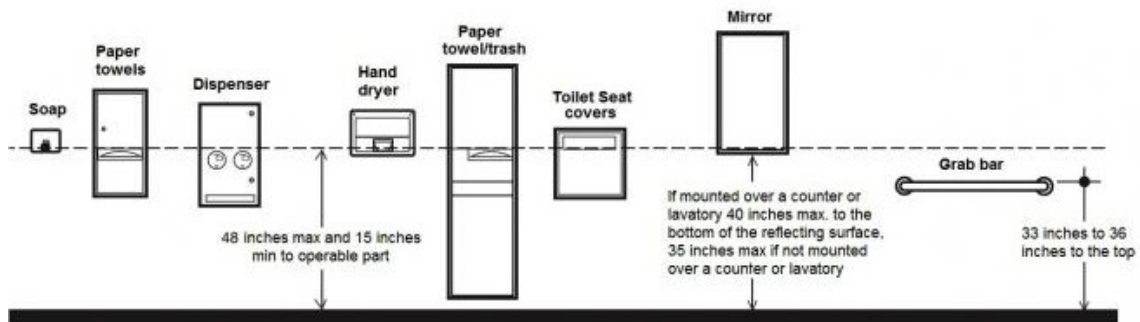
Budget Estimate: \$1,200.00

Recommendation:

Lower paper towel dispenser for all operable components to be 48" max AFF.

Barrier Priority:

3 (Moderate): Should be completed as soon as possible, but there may be other items that will provide greater access to persons with disabilities. (Includes findings that have a high financial impact on the entity in relationship to the degree of access provided).



As Built: The paper towel dispenser's operation mechanism is too high off the floor. Dispensers must have all operable parts a maximum of 48 inches above the floor.

Citation: 2010 ADAS Section 308.2.1

Where a forward reach is unobstructed, the high forward reach shall be 48 inches (1220 mm) maximum and the low forward reach shall be 15 inches (380 mm) minimum above the finish floor or ground.

Lower-Level Women's Restroom

Finding: 107

Budget Estimate: \$1,275.00

Recommendation:

Lower mirror for reflecting surface to be 40" max AFF.

Barrier Priority:

3 (Moderate): Should be completed as soon as possible, but there may be other items that will provide greater access to persons with disabilities. (Includes findings that have a high financial impact on the entity in relationship to the degree of access provided).



As Built: The mirror is mounted too high.

Mirrors must have the bottom edge of the reflecting surface a maximum of 40 inches above the floor if above a sink or counter. Mirrors not located above lavatories or countertops shall be installed with the bottom edge of the reflecting surface 35 inches maximum above the finish floor or ground.

Citation: 2010 ADAS Section 603.3

Mirrors located above lavatories or countertops shall be installed with the bottom edge of the reflecting surface 40 inches (1015 mm) maximum above the finish floor or ground. Mirrors not located above lavatories or countertops shall be installed with the bottom edge of the reflecting surface 35 inches (890 mm) maximum above the finish floor or ground.

Lower-Level Men's Restroom

Finding: 108

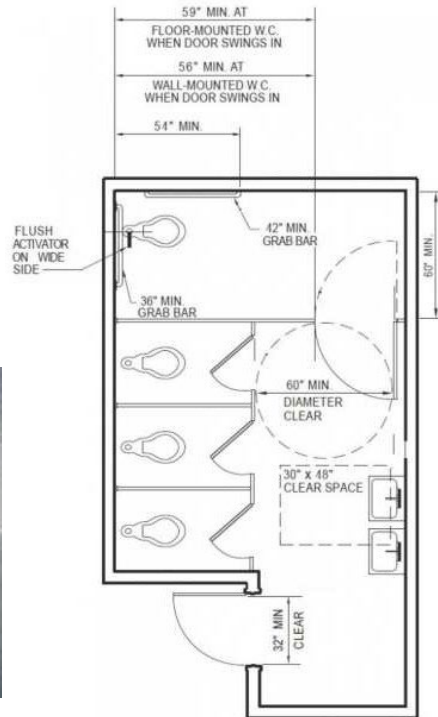
Budget Estimate: \$20,475.00

Recommendation:

Further design required.

Barrier Priority:

3 (Moderate): Should be completed as soon as possible, but there may be other items that will provide greater access to persons with disabilities. (Includes findings that have a high financial impact on the entity in relationship to the degree of access provided).



As Built: The toilet compartment does not have the required minimum clear floor space or maneuvering clearances for the toilet. No grab bars are installed.

Citation: 2010 ADAS Section 213.2

Where toilet rooms are provided, each toilet room shall comply with 603. Where bathing rooms are provided, each bathing room shall comply with 603

Lower-Level Men's Restroom

Finding: 109

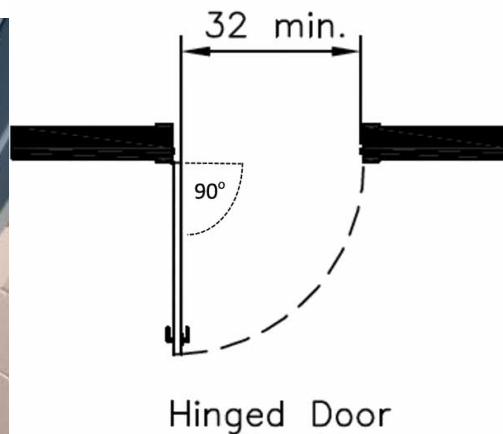
Budget Estimate: Included in Finding 108

Recommendation:

Install new 36" door to comply with 32" clear opening width.

Barrier Priority:

3 (Moderate): Should be completed as soon as possible, but there may be other items that will provide greater access to persons with disabilities. (Includes findings that have a high financial impact on the entity in relationship to the degree of access provided).



As Built: The door opening does not provide at least 32 inches between the face of the door and the opposite stop.

Door openings shall provide a clear width of 32 inches minimum. Clear openings of doorways with swinging doors shall be measured between the face of the door and the stop, with the door open 90 degrees. There shall be no projections into the required clear opening width lower than 34 inches above the finish floor or ground. Projections into the clear opening width between 34 inches and 80 inches above the finish floor or ground shall not exceed 4 inches.

Citation: 2010 ADAS Section 404.2.3

Door openings shall provide a clear width of 32 inches (815 mm) minimum. Clear openings of doorways with swinging doors shall be measured between the face of the door and the stop, with the door open 90 degrees. Openings more than 24 inches (610 mm) deep shall provide a clear opening of 36 inches (915 mm) minimum. There shall be no projections into the required clear opening width lower than 34 inches (865 mm) above the finish floor or ground. Projections into the clear opening width between 34 inches (865 mm) and 80 inches (2030 mm) above the finish floor or ground shall not exceed 4 inches (100 mm).

Lower-Level Men's Restroom

Finding: 110

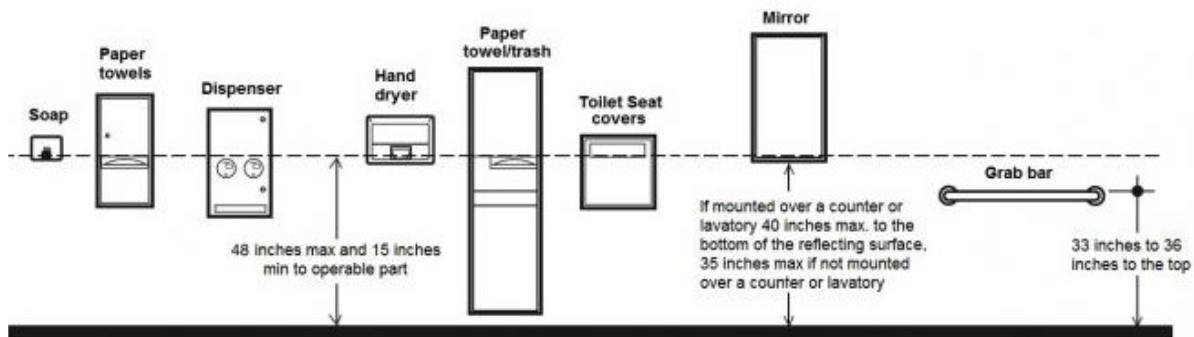
Budget Estimate: Included in Finding 108.

Recommendation:

Lower paper towel dispenser for all operable components to be 48" max AFF.

Barrier Priority:

3 (Moderate): Should be completed as soon as possible, but there may be other items that will provide greater access to persons with disabilities. (Includes findings that have a high financial impact on the entity in relationship to the degree of access provided).



As Built: The paper towel dispenser's operation mechanism is too high off the floor. Dispensers must have all operable parts a maximum of 48 inches above the floor.

Citation: 2010 ADAS Section 308.2.1

Where a forward reach is unobstructed, the high forward reach shall be 48 inches (1220 mm) maximum and the low forward reach shall be 15 inches (380 mm) minimum above the finish floor or ground.

Lower-Level Classroom

Finding: 111

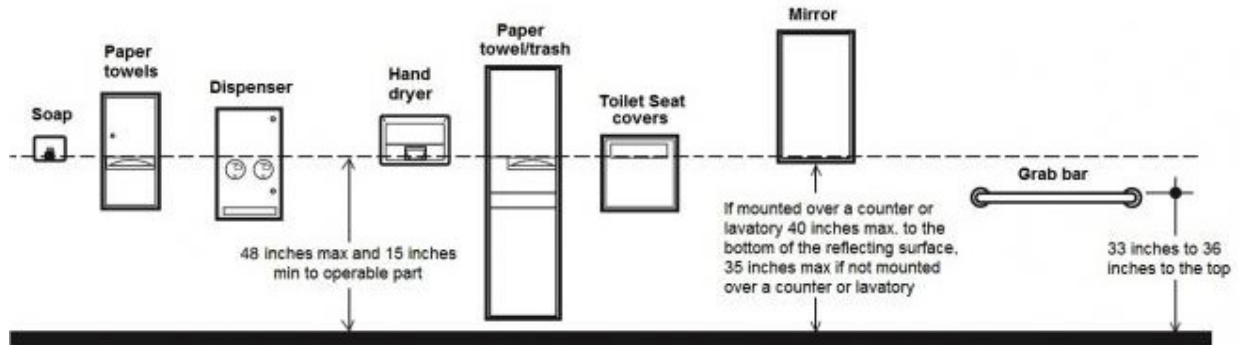
Budget Estimate: \$1,200.00

Recommendation:

Lower paper towel dispenser for all operable components to be 48" max AFF.

Barrier Priority:

3 (Moderate): Should be completed as soon as possible, but there may be other items that will provide greater access to persons with disabilities. (Includes findings that have a high financial impact on the entity in relationship to the degree of access provided).



As Built: The paper towel dispenser's operation mechanism is too high off the floor. Dispensers must have all operable parts a maximum of 48 inches above the floor.

Citation: 2010 ADAS Section 308.2.1

Where a forward reach is unobstructed, the high forward reach shall be 48 inches (1220 mm) maximum and the low forward reach shall be 15 inches (380 mm) minimum above the finish floor or ground.

Lower-Level Classroom

Finding: 112

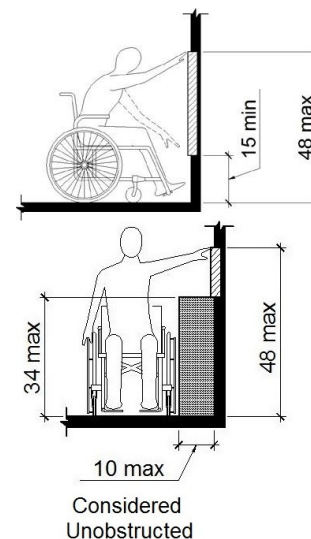
Budget Estimate: \$1,950.00

Recommendation:

Lower the Thermostat for all operable components be to 48" max AFF.

Barrier Priority:

3 (Moderate): Should be completed as soon as possible, but there may be other items that will provide greater access to persons with disabilities. (Includes findings that have a high financial impact on the entity in relationship to the degree of access provided).



As Built: The Thermostat is not positioned correctly for either a side or front approach.

Where a clear floor or ground space allows a parallel or front approach and the side reach is unobstructed, the high side reach shall be 48 inches maximum above the finish floor or ground and the low side reach shall be 15 inches minimum above the finish floor or ground.

Citation: 2010 ADAS Section 308.2.1

Where a forward reach is unobstructed, the high forward reach shall be 48 inches (1220 mm) maximum and the low forward reach shall be 15 inches (380 mm) minimum above the finish floor or ground.

2010 ADAS Section 308.3.1

Where a clear floor or ground space allows a parallel approach to an element and the side reach is unobstructed, the high side reach shall be 48 inches (1220 mm) maximum and the low side reach shall be 15 inches (380 mm) minimum above the finish floor or ground.

Lower-Level Gymnastics Room

Finding: 113

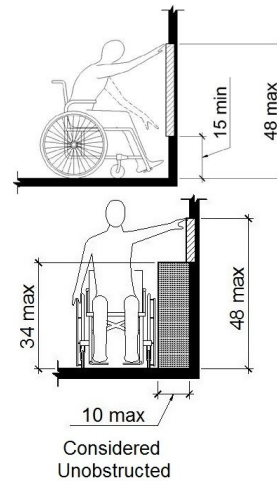
Budget Estimate: \$1,950.00

Recommendation:

Lower the Thermostat for all operable components be to 48" max AFF.

Barrier Priority:

3 (Moderate): Should be completed as soon as possible, but there may be other items that will provide greater access to persons with disabilities. (Includes findings that have a high financial impact on the entity in relationship to the degree of access provided).



As Built: The Thermostat is not positioned correctly for either a side or front approach.

Where a clear floor or ground space allows a parallel or front approach and the side reach is unobstructed, the high side reach shall be 48 inches maximum above the finish floor or ground and the low side reach shall be 15 inches minimum above the finish floor or ground.

Citation: 2010 ADAS Section 308.2.1

Where a forward reach is unobstructed, the high forward reach shall be 48 inches (1220 mm) maximum and the low forward reach shall be 15 inches (380 mm) minimum above the finish floor or ground.

2010 ADAS Section 308.3.1

Where a clear floor or ground space allows a parallel approach to an element and the side reach is unobstructed, the high side reach shall be 48 inches (1220 mm) maximum and the low side reach shall be 15 inches (380 mm) minimum above the finish floor or ground.

Lower-Level Gymnastics Room

Finding: 114

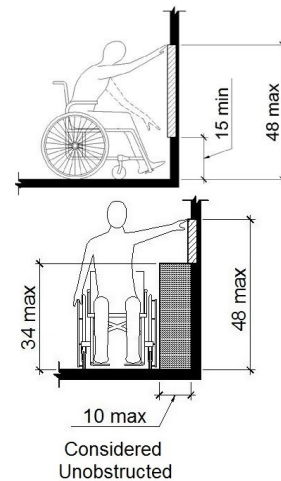
Budget Estimate: \$1,950.00

Recommendation:

Lower the Thermostat for all operable components be to 48" max AFF.

Barrier Priority:

3 (Moderate): Should be completed as soon as possible, but there may be other items that will provide greater access to persons with disabilities. (Includes findings that have a high financial impact on the entity in relationship to the degree of access provided).



As Built: The Thermostat is not positioned correctly for either a side or front approach.

Where a clear floor or ground space allows a parallel or front approach and the side reach is unobstructed, the high side reach shall be 48 inches maximum above the finish floor or ground and the low side reach shall be 15 inches minimum above the finish floor or ground.

Citation: 2010 ADAS Section 308.2.1

Where a forward reach is unobstructed, the high forward reach shall be 48 inches (1220 mm) maximum and the low forward reach shall be 15 inches (380 mm) minimum above the finish floor or ground.

2010 ADAS Section 308.3.1

Where a clear floor or ground space allows a parallel approach to an element and the side reach is unobstructed, the high side reach shall be 48 inches (1220 mm) maximum and the low side reach shall be 15 inches (380 mm) minimum above the finish floor or ground.

Coach's Office

Finding: 115

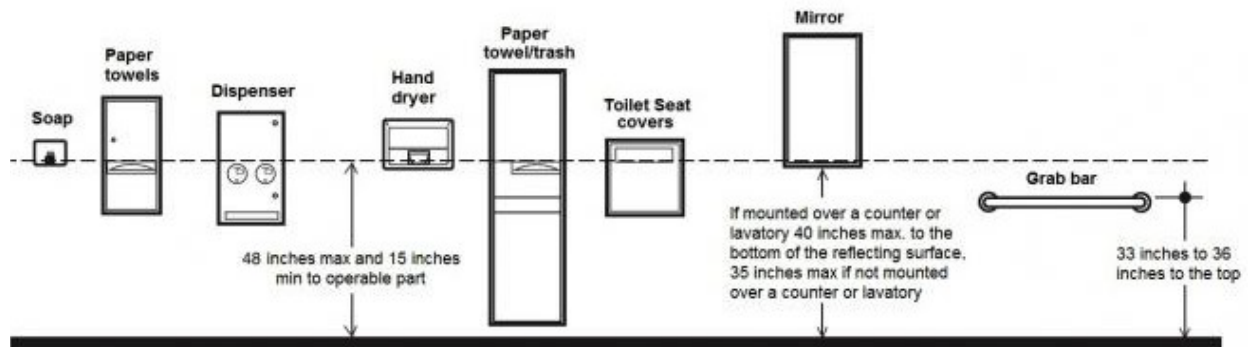
Budget Estimate: \$1,200.00

Recommendation:

Lower paper towel dispenser for all operable components to be 48" max AFF.

Barrier Priority:

3 (Moderate): Should be completed as soon as possible, but there may be other items that will provide greater access to persons with disabilities. (Includes findings that have a high financial impact on the entity in relationship to the degree of access provided).



As Built: The paper towel dispenser's operation mechanism is too high off the floor. Dispensers must have all operable parts a maximum of 48 inches above the floor.

Citation: 2010 ADAS Section 308.2.1

Where a forward reach is unobstructed, the high forward reach shall be 48 inches (1220 mm) maximum and the low forward reach shall be 15 inches (380 mm) minimum above the finish floor or ground.

Coach's Office

Finding: 116

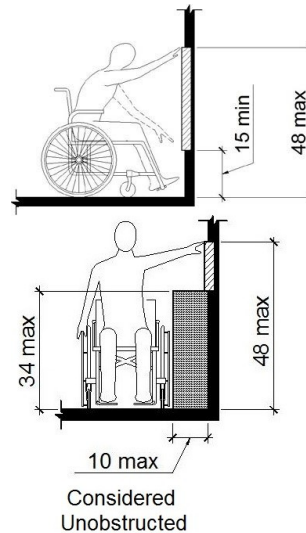
Budget Estimate: \$1,950.00

Recommendation:

Lower the Thermostat for all operable components be to 48" max AFF.

Barrier Priority:

3 (Moderate): Should be completed as soon as possible, but there may be other items that will provide greater access to persons with disabilities. (Includes findings that have a high financial impact on the entity in relationship to the degree of access provided).



As Built: The Thermostat is not positioned correctly for either a side or front approach.

Where a clear floor or ground space allows a parallel or front approach and the side reach is unobstructed, the high side reach shall be 48 inches maximum above the finish floor or ground and the low side reach shall be 15 inches minimum above the finish floor or ground.

Citation: 2010 ADAS Section 308.2.1

Where a forward reach is unobstructed, the high forward reach shall be 48 inches (1220 mm) maximum and the low forward reach shall be 15 inches (380 mm) minimum above the finish floor or ground.

2010 ADAS Section 308.3.1

Where a clear floor or ground space allows a parallel approach to an element and the side reach is unobstructed, the high side reach shall be 48 inches (1220 mm) maximum and the low side reach shall be 15 inches (380 mm) minimum above the finish floor or ground.

Boy's PE

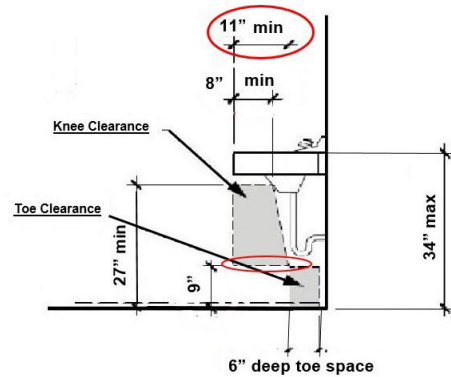
Finding: 117

Budget Estimate: \$3,300.00

Recommendation:

Install new wall mounted lavatory with lever type handles and pipe insulation, rim to be at 34" max AFF.

Barrier Priority: 3 (Moderate): Should be completed as soon as possible, but there may be other items that will provide greater access to persons with disabilities. (Includes findings that have a high financial impact on the entity in relationship to the degree of access provided).



As Built: Compliant knee space has not been provided under the lavatory.

The knee clearance shall be 11 inches minimum in depth at 9 inches above the floor, and 8 inches minimum in depth at 27 inches above the floor. The top of the lavatory rim may be no higher than 34 inches.

Citation: 2010 ADAS Section 306.3.1

Space under an element between 9 inches (230 mm) and 27 inches (685 mm) above the finish floor or ground shall be considered knee clearance and shall comply with 306.3.

Boy's PE

Finding: 118

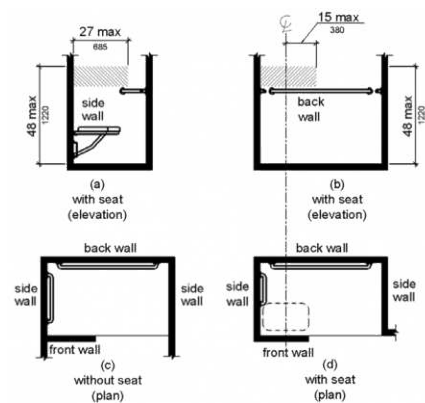
Budget Estimate: \$27,393.00

Recommendation:

Install new wheelchair accessible shower stall.

Barrier Priority:

3 (Moderate): Should be completed as soon as possible, but there may be other items that will provide greater access to persons with disabilities. (Includes findings that have a high financial impact on the entity in relationship to the degree of access provided).



As Built: The operable parts of controls are not located within the allowable height range.

In alternate roll-in type shower compartments, the controls, faucets, and shower spray unit shall be located above the grab bar, but no higher than 48 inches above the shower floor. Where a seat is provided, the controls, faucets, and shower spray unit shall be located on the side wall adjacent to the seat 27 inches maximum from the side wall behind the seat or shall be located on the back wall opposite the seat 15 inches maximum, left or right, of the centerline of the seat. Where a seat is not provided, the controls, faucets, and shower spray unit shall be installed on the side wall farthest from the compartment entry.

Citation: 2010 ADAS Section 608.5.3

In alternate roll-in type shower compartments, the controls, faucets, and shower spray unit shall be located above the grab bar, but no higher than 48 inches (1220 mm) above the shower floor. Where a seat is provided, the controls, faucets, and shower spray unit shall be located on the side wall adjacent to the seat 27 inches (685 mm) maximum from the side wall behind the seat or shall be located on the back wall opposite the seat 15 inches (380 mm) maximum, left or right, of the centerline of the seat. Where a seat is not provided, the controls, faucets, and shower spray unit shall be installed on the side wall farthest from the compartment entry.

Boy's PE

Finding: 119

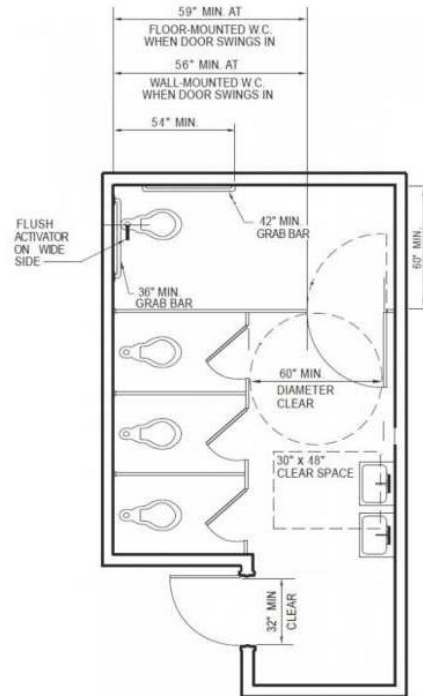

Budget Estimate: \$30,285.00

Recommendation:

Further design required.

Barrier Priority:

3 (Moderate): Should be completed as soon as possible, but there may be other items that will provide greater access to persons with disabilities. (Includes findings that have a high financial impact on the entity in relationship to the degree of access provided).



As Built: The toilet compartment does not have the required minimum clear floor space or maneuvering clearances for the toilet.

Citation: 2010 ADAS Section 213.2

Where toilet rooms are provided, each toilet room shall comply with 603. Where bathing rooms are provided, each bathing room shall comply with 603.

Boy's PE

Finding: 120

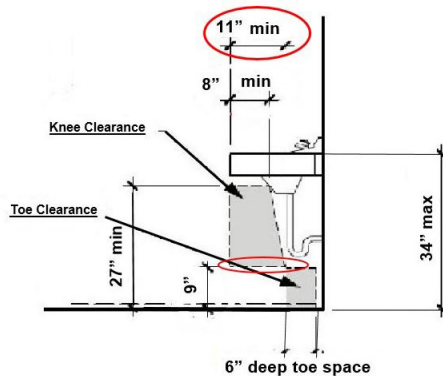
Budget Estimate: \$3,300.00

Recommendation:

Install new wall mounted lavatory with lever type handles and pipe insulation, rim to be at 34" max AFF.

Barrier Priority:

3 (Moderate): Should be completed as soon as possible, but there may be other items that will provide greater access to persons with disabilities. (Includes findings that have a high financial impact on the entity in relationship to the degree of access provided).



As Built: Compliant knee space has not been provided under the lavatory.

The knee clearance shall be 11 inches minimum in depth at 9 inches above the floor, and 8 inches minimum in depth at 27 inches above the floor. The top of the lavatory rim may be no higher than 34 inches.

Citation: 2010 ADAS Section 306.3.1

Space under an element between 9 inches (230 mm) and 27 inches (685 mm) above the finish floor or ground shall be considered knee clearance and shall comply with 306.3.

Boy's PE

Finding: 121

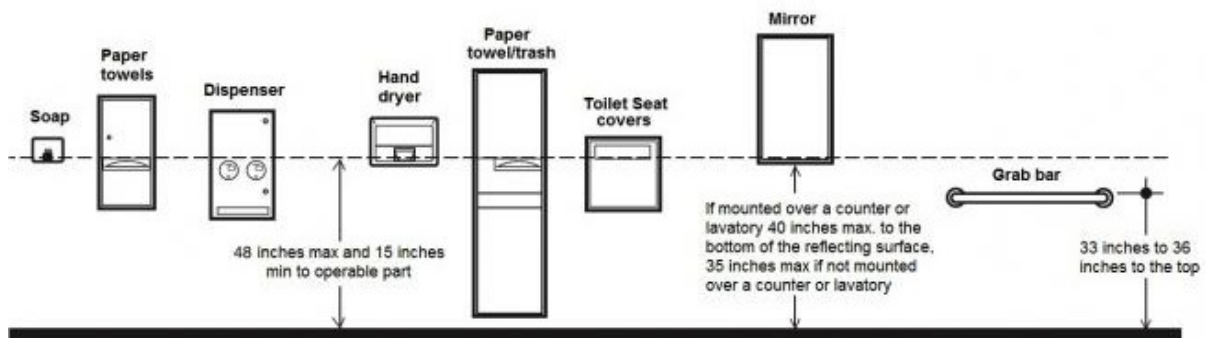
Budget Estimate: \$1,200.00

Recommendation:

Lower paper towel dispenser for all operable components to be 48" max AFF.

Barrier Priority:

3 (Moderate): Should be completed as soon as possible, but there may be other items that will provide greater access to persons with disabilities. (Includes findings that have a high financial impact on the entity in relationship to the degree of access provided).



As Built: The paper towel dispenser's operation mechanism is too high off the floor. Dispensers must have all operable parts a maximum of 48 inches above the floor.

Citation: 2010 ADAS Section 308.2.1

Where a forward reach is unobstructed, the high forward reach shall be 48 inches (1220 mm) maximum and the low forward reach shall be 15 inches (380 mm) minimum above the finish floor or ground.

Girl's PE

Finding: 122

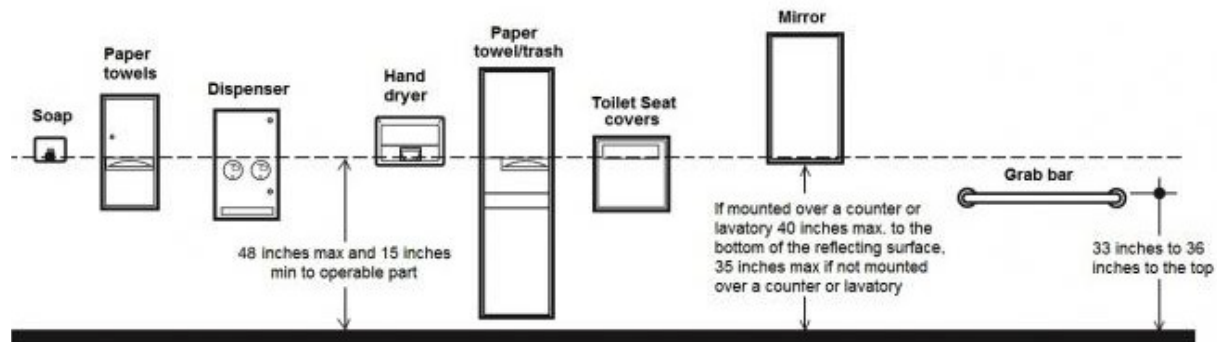
Budget Estimate: \$1,200.00

Recommendation:

Lower paper towel dispenser for all operable components to be 48" max AFF.

Barrier Priority:

3 (Moderate): Should be completed as soon as possible, but there may be other items that will provide greater access to persons with disabilities. (Includes findings that have a high financial impact on the entity in relationship to the degree of access provided).



As Built: The paper towel dispenser's operation mechanism is too high off the floor. Dispensers must have all operable parts a maximum of 48 inches above the floor.

Citation: 2010 ADAS Section 308.2.1

Where a forward reach is unobstructed, the high forward reach shall be 48 inches (1220 mm) maximum and the low forward reach shall be 15 inches (380 mm) minimum above the finish floor or ground.

Girl's PE

Finding: 123

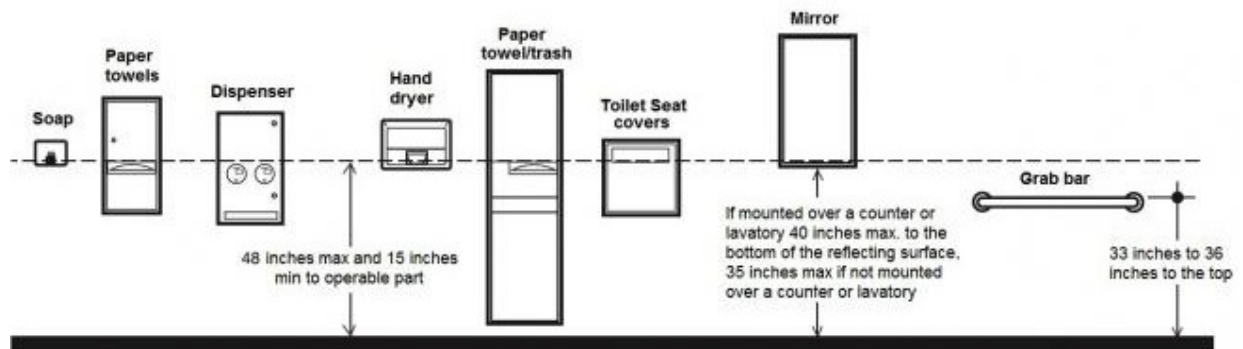
Budget Estimate: \$1,200.00

Recommendation:

Lower soap dispenser to 48" max AFF.

Barrier Priority:

3 (Moderate): Should be completed as soon as possible, but there may be other items that will provide greater access to persons with disabilities. (Includes findings that have a high financial impact on the entity in relationship to the degree of access provided).



As Built: The soap dispenser's operation mechanism is too high off the floor.

Dispensers must have all operable parts a maximum of 48 inches above the floor.

Citation: 2010 ADAS Section 308.2.1

Where a forward reach is unobstructed, the high forward reach shall be 48 inches (1220 mm) maximum and the low forward reach shall be 15 inches (380 mm) minimum above the finish floor or ground.

Girl's PE

Finding: 124

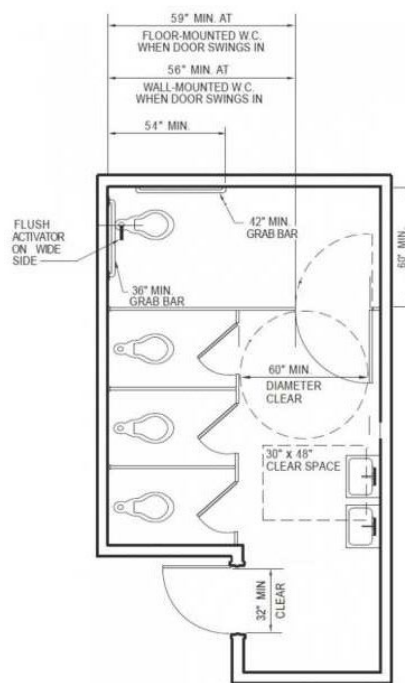

Budget Estimate: \$30,285.00

Recommendation:

Further design required.

Barrier Priority:

3 (Moderate): Should be completed as soon as possible, but there may be other items that will provide greater access to persons with disabilities. (Includes findings that have a high financial impact on the entity in relationship to the degree of access provided).



As Built: The toilet compartment does not have the required minimum clear floor space or maneuvering clearances for the toilet. No Grab bars are installed.

Citation: 2010 ADAS Section 213.2

Where toilet rooms are provided, each toilet room shall comply with 603. Where bathing rooms are provided, each bathing room shall comply with 603.

Girl's PE

Finding: 125

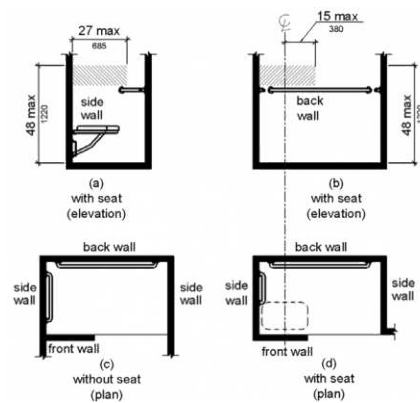
Budget Estimate: \$27,393.00

Recommendation:

Install new wheelchair accessible shower stall.

Barrier Priority:

3 (Moderate): Should be completed as soon as possible, but there may be other items that will provide greater access to persons with disabilities. (Includes findings that have a high financial impact on the entity in relationship to the degree of access provided).



As Built: The operable parts of controls are not located within the allowable height range.

In alternate roll-in type shower compartments, the controls, faucets, and shower spray unit shall be located above the grab bar, but no higher than 48 inches above the shower floor. Where a seat is provided, the controls, faucets, and shower spray unit shall be located on the side wall adjacent to the seat 27 inches maximum from the side wall behind the seat or shall be located on the back wall opposite the seat 15 inches maximum, left or right, of the centerline of the seat. Where a seat is not provided, the controls, faucets, and shower spray unit shall be installed on the side wall farthest from the compartment entry.

Citation: 2010 ADAS Section 608.5.3

In alternate roll-in type shower compartments, the controls, faucets, and shower spray unit shall be located above the grab bar, but no higher than 48 inches (1220 mm) above the shower floor. Where a seat is provided, the controls, faucets, and shower spray unit shall be located on the side wall adjacent to the seat 27 inches (685 mm) maximum from the side wall behind the seat or shall be located on the back wall opposite the seat 15 inches (380 mm) maximum, left or right, of the centerline of the seat. Where a seat is not provided, the controls, faucets, and shower spray unit shall be installed on the side wall farthest from the compartment entry.

Girl's PE

Finding: 126

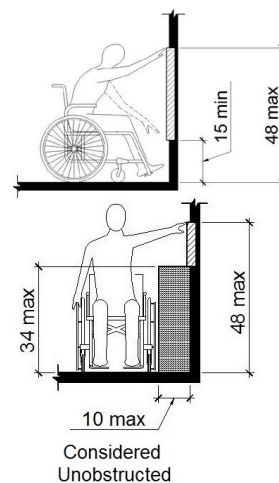

Budget Estimate: \$1,950.00

Recommendation:

Lower the Thermostat for all operable components to be 48" max AFF.

Barrier Priority:

3 (Moderate): Should be completed as soon as possible, but there may be other items that will provide greater access to persons with disabilities. (Includes findings that have a high financial impact on the entity in relationship to the degree of access provided).



As Built: The Thermostat is not positioned correctly for either a side or front approach.

Where a clear floor or ground space allows a parallel or front approach and the side reach is unobstructed, the high side reach shall be 48 inches maximum above the finish floor or ground and the low side reach shall be 15 inches minimum above the finish floor or ground.

Citation: 2010 ADAS Section 308.2.1

Where a forward reach is unobstructed, the high forward reach shall be 48 inches (1220 mm) maximum and the low forward reach shall be 15 inches (380 mm) minimum above the finish floor or ground.

2010 ADAS Section 308.3.1

Where a clear floor or ground space allows a parallel approach to an element and the side reach is unobstructed, the high side reach shall be 48 inches (1220 mm) maximum and the low side reach shall be 15 inches (380 mm) minimum above the finish floor or ground.

Girl's PE

Finding: 127

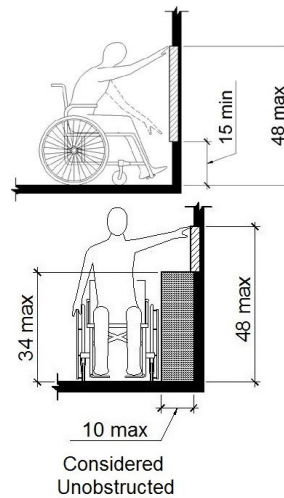
Budget Estimate: \$1,950.00

Recommendation:

Lower the thermostat for all operable components to be 48" max AFF.

Barrier Priority:

3 (Moderate): Should be completed as soon as possible, but there may be other items that will provide greater access to persons with disabilities. (Includes findings that have a high financial impact on the entity in relationship to the degree of access provided).



As Built: The Thermostat is not positioned correctly for either a side or front approach.

Where a clear floor or ground space allows a parallel or front approach and the side reach is unobstructed, the high side reach shall be 48 inches maximum above the finish floor or ground and the low side reach shall be 15 inches minimum above the finish floor or ground.

Citation: 2010 ADAS Section 308.2.1

Where a forward reach is unobstructed, the high forward reach shall be 48 inches (1220 mm) maximum and the low forward reach shall be 15 inches (380 mm) minimum above the finish floor or ground.

2010 ADAS Section 308.3.1

Where a clear floor or ground space allows a parallel approach to an element and the side reach is unobstructed, the high side reach shall be 48 inches (1220 mm) maximum and the low side reach shall be 15 inches (380 mm) minimum above the finish floor or ground.

Girl's PE

Finding: 128

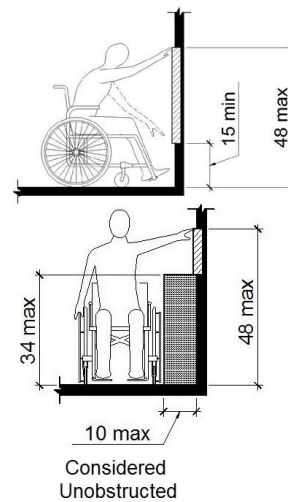
Budget Estimate: \$1,950.00

Recommendation:

Lower the Fire Alarm Pull Station for top to be to 48" max AFF.

Barrier Priority:

3 (Moderate): Should be completed as soon as possible, but there may be other items that will provide greater access to persons with disabilities. (Includes findings that have a high financial impact on the entity in relationship to the degree of access provided).



As Built: The Fire Alarm Pull Station is not positioned correctly for either a side or front approach.

Where a clear floor or ground space allows a parallel or front approach and the side reach is unobstructed, the high side reach shall be 48 inches maximum above the finish floor or ground and the low side reach shall be 15 inches minimum above the finish floor or ground.

Citation: 2010 ADAS Section 308.2.1

Where a forward reach is unobstructed, the high forward reach shall be 48 inches (1220 mm) maximum and the low forward reach shall be 15 inches (380 mm) minimum above the finish floor or ground.

2010 ADAS Section 308.3.1

Where a clear floor or ground space allows a parallel approach to an element and the side reach is unobstructed, the high side reach shall be 48 inches (1220 mm) maximum and the low side reach shall be 15 inches (380 mm) minimum above the finish floor or ground.

Girl's PE

Finding: 129

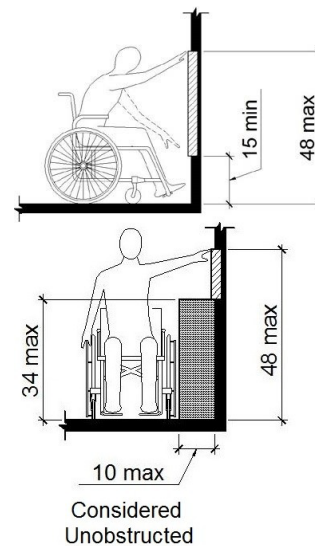

Budget Estimate: \$1,200.00

Recommendation:

Lower Fire Extinguisher cabinet for handle to be 48" max AFF.

Barrier Priority:

3 (Moderate): Should be completed as soon as possible, but there may be other items that will provide greater access to persons with disabilities. (Includes findings that have a high financial impact on the entity in relationship to the degree of access provided).



As Built: The Fire extinguisher is not positioned correctly for either a side or front approach.

Where a clear floor or ground space allows a parallel or front approach and the side reach is unobstructed, the high side reach shall be 48 inches maximum above the finish floor or ground and the low side reach shall be 15 inches minimum above the finish floor or ground.

Citation: 2010 ADAS Section 308.2.1

Where a forward reach is unobstructed, the high forward reach shall be 48 inches (1220 mm) maximum and the low forward reach shall be 15 inches (380 mm) minimum above the finish floor or ground.

2010 ADAS Section 308.3.1

Where a clear floor or ground space allows a parallel approach to an element and the side reach is unobstructed, the high side reach shall be 48 inches (1220 mm) maximum and the low side reach shall be 15 inches (380 mm) minimum above the finish floor or ground.

Civil Findings

East Parking and Entrance: Lat: 36.3111600000; Long: -88.8554400000

Finding: 1


Budget Estimate: \$3,000.00

Recommendation:

Provide updated signage and striping, including access aisles, for accessible parking. Pending layout and spacing, curb ramp may have to be installed.

Barrier Priority:

1 (High): Should be completed immediately. (Includes findings that have little or no cost, were in violation of the codes at the time of construction, or pose an imminent safety threat).



Total Number of Parking Spaces Provided in Parking Facility	Minimum Number of Required Accessible Parking Spaces
1 to 25	1
26 to 50	2
51 to 75	3
76 to 100	4
101 to 150	5
151 to 200	6
201 to 300	7
301 to 400	8
401 to 500	9
501 to 1000	2 percent of total
1001 and over	20, plus 1 for each 100, or fraction thereof, over 1000

As Built: There are 3 signs, no van sign, no striping, and no access aisle. The required number of van accessible stalls is not provided.

There should be a minimum of (3) accessible parking stalls including a minimum of (1) van accessible stalls.

Citation: 2010 ADAS Section 208.2

Parking spaces complying with 502 shall be provided in accordance with Table 208.2 except as required by 208.2.1, 208.2.2, and 208.2.3. Where more than one parking facility is provided on a site, the number of accessible spaces provided on the site shall be calculated according to the number of spaces required for each parking facility.

2010 ADAS Section 208.2.4

For every six or fraction of six parking spaces required by 208.2 to comply with 502, at least one shall be a van parking space complying with 502.

East Parking and Entrance: Lat: 36.3111900000; Long: -88.8553800000

Finding: 2

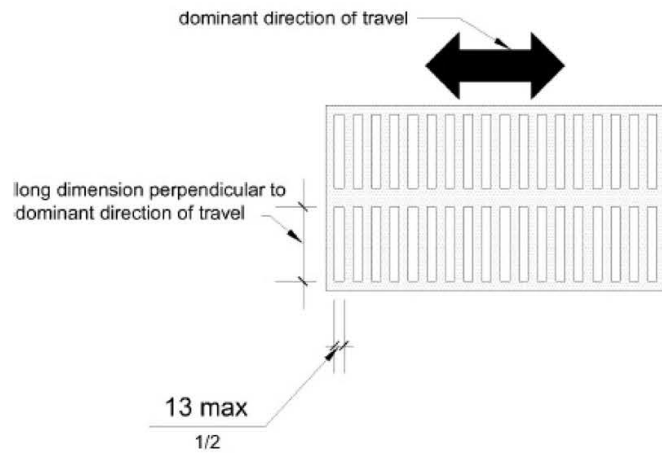
Budget Estimate: \$100.00

Recommendation:

Install sealant in joint to provide flush surface.

Barrier Priority:

4 (Low): Should be completed as soon as possible due to being a technical violation but may not result in providing greater access to persons with disabilities. (Includes findings that are technical violations but provide a moderate to low increase in accessibility compared to the financial impact on the entity).



As Built: Expansion sealant has settled creating depression 1" wide. The surface of the pedestrian access route has openings greater than 1/2 inch.

Horizontal openings in gratings and joints shall not permit passage of a sphere more than 13 mm (0.5 in) in diameter.

Citation: 2011 PROWAG Section R302.7.3

Horizontal openings in gratings and joints shall not permit passage of a sphere more than 13 mm (0.5 in) in diameter. Elongated openings in gratings shall be placed so that the long dimension is perpendicular to the dominant direction of travel.

Football Field: Lat: 36.3096200000; Long: -88.8593900000

Finding: 3


Budget Estimate: \$1,200.00

Recommendation:

Stripe and sign for accessible parking spaces. Install sign in main parking area (gravel) or on gate indicating accessible parking inside gate.

Barrier Priority:

1 (High): Should be completed immediately. (Includes findings that have little or no cost, were in violation of the codes at the time of construction, or pose an imminent safety threat).



Total Number of Parking Spaces Provided in Parking Facility	Minimum Number of Required Accessible Parking Spaces
1 to 25	1
26 to 50	2
51 to 75	3
76 to 100	4
101 to 150	5
151 to 200	6
201 to 300	7
301 to 400	8
401 to 500	9
501 to 1000	2 percent of total
1001 and over	20, plus 1 for each 100, or fraction thereof, over 1000

As Built: There is no striping or signage to indicate accessible parking. There are no accessible parking stalls.

Each lot where parking is provided for the public as clients, guests or employees, shall provide accessible parking and shall be located on the shortest accessible route of travel from adjacent parking to an accessible entrance.

Citation: 2010 ADAS Section 208.2

Parking spaces complying with 502 shall be provided in accordance with Table 208.2 except as required by 208.2.1, 208.2.2, and 208.2.3. Where more than one parking facility is provided on a site, the number of accessible spaces provided on the site shall be calculated according to the number of spaces required for each parking facility.

Football Field: Lat: 36.3102100000; Long: -88.8593000000

Finding: 4

Budget Estimate: \$35,000.00

Recommendation:

Provide route on both sides of the field with landings for accessible seating.

Barrier Priority:

1 (High): Should be completed immediately. (Includes findings that have little or no cost, were in violation of the codes at the time of construction, or pose an imminent safety threat).



As Built: The outdoor seating area is not on an accessible route.

At least 5% of the seating in each functional area must be accessible.

Citation: 2010 ADAS Section 226.1

Where dining surfaces are provided for the consumption of food or drink, at least 5 percent of the seating spaces and standing spaces at the dining surfaces shall comply with 902. In addition, where work surfaces are provided for use by other than employees, at least 5 percent shall comply with 902.

Football Field: Lat: 36.3101000000; Long: -88.8590300000

Finding: 5


Budget Estimate: \$5,000.00

Recommendation:

Replace approx. 70' x 7' from just outside gate to next to blue building.

Barrier Priority:

3 (Moderate): Should be completed as soon as possible, but there may be other items that will provide greater access to persons with disabilities. (Includes findings that have a high financial impact on the entity in relationship to the degree of access provided).



As Built: The cross slopes vary up to 4% on both asphalt and concrete, not on the accessible route from recommended ADA parking. The cross slope of pedestrian access routes shall be 2 percent maximum.

Citation: 2011 PROWAG Section R302.6

Except as provided in R302.6.1 and R302.6.2 (Pedestrian Street Crossings Without Yield or Stop Control and Midblock Pedestrian Street Crossings), the cross slope of pedestrian access routes shall be 2 percent maximum.

Advisory R302.6 Cross Slope. The cross-slope requirements in R302.6 apply to sidewalks and other pedestrian circulation paths, pedestrian street crossings and at-grade rail crossings, and pedestrian overpasses and underpasses and similar structures (see R302.2). The cross slope of the pedestrian access route is measured perpendicular to the direction of pedestrian travel. Cross slope requirements are contained in R304.5.3 for curb ramps and blended transitions, and in R407.3 for ramps.

Findings with no area description; Lat: 36.311000000, Long: -88.856160000

Finding: 6

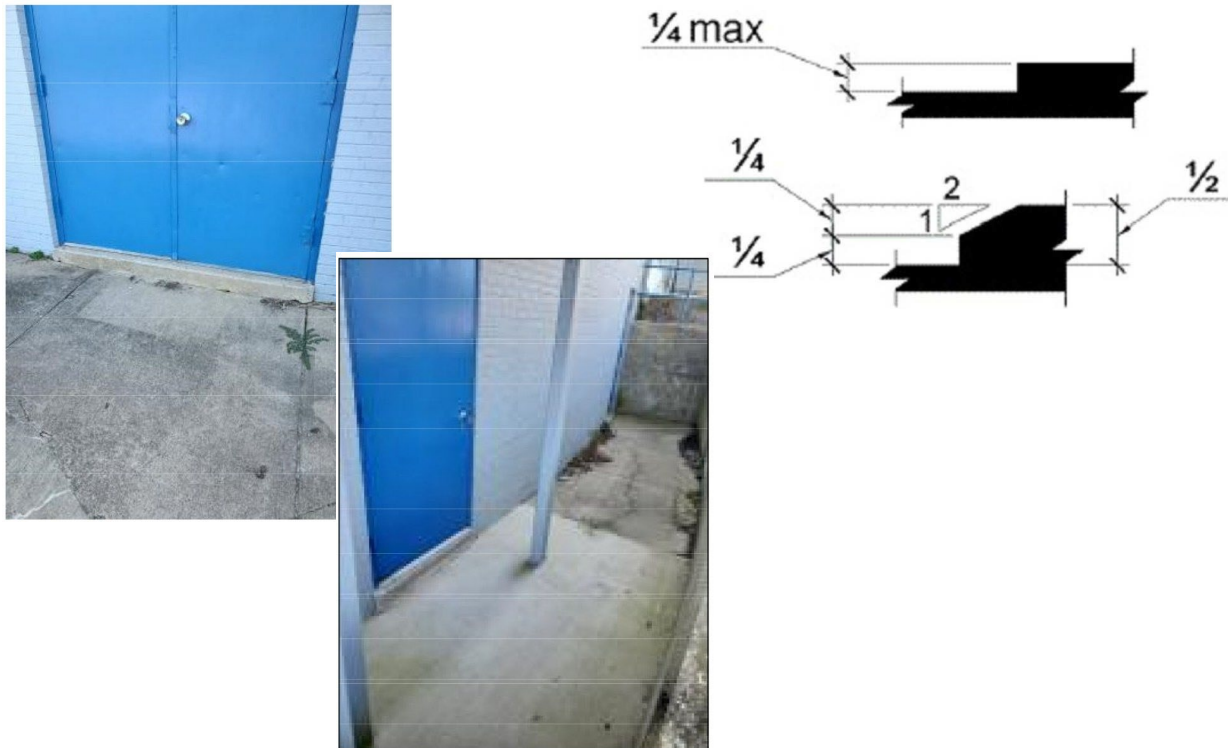
Budget Estimate: \$7,000.00

Recommendation:

Provide accessible ramps {not over 8.3%} at doors.

Barrier Priority:

1 (High): Should be completed immediately. (Includes findings that have little or no cost, were in violation of the codes at the time of construction or pose an imminent safety threat).



As Built: Most exterior doors have a step down to the sidewalk. It appears all classroom exterior doors as well as other areas are not accessible.

The threshold is greater than 1/2 inch high.

The threshold at a doorway shall be no higher than 1/2 inch. Changes in level between 1/4 inch and 1/2 inch must be beveled at 1:2 or less. 1/4 inch is the maximum vertical rise.

Citation: 2010 ADAS Section 404.2.5

Thresholds, if provided at doorways, shall be 1/2 inch (13 mm) high maximum. Raised thresholds and changes in level at doorways shall comply with 302 and 303.

Findings with No Area Description: Lat: 36.3110300000; Long: -88.8567500000

Finding: 7


Budget Estimate: \$200.00

Recommendation:

Provide signage indicating location of accessible route and entrance or install switch back ramp.

Barrier Priority:

2 (Important): Should be completed as soon as possible. (Includes findings that would remove barriers to the greatest number of people to your goods and services).



As Built: The grade of the pedestrian access route around 13%, which is too steep.

Where pedestrian access routes are not contained within a street or highway right-of-way, the grade of pedestrian access routes shall be 5 percent maximum.

Citation: 2011 PROWAG Section R302.5

Except as provided in R302.5.1, where pedestrian access routes are contained within a street or highway right-of-way, the grade of pedestrian access routes shall not exceed the general grade established for the adjacent street or highway. Where pedestrian access routes are not contained within a street or highway right-of-way, the grade of pedestrian access routes shall be 5 percent maximum.

Advisory R302.5 Grade. The grade requirements in R302.5 apply to sidewalks and other pedestrian circulation paths, pedestrian street crossings and at-grade rail crossings, and pedestrian overpasses and underpasses and similar structures (see R302.2). The grade of the pedestrian access route is measured parallel to the direction of pedestrian travel. Running slope requirements are contained in R304.2.2 for perpendicular curb ramps, in R304.3.2 for parallel curb ramps, in R304.4. 1 for blended transitions, and in R407.2 for ramps.

PROJECT & BUDGET RECOMMENDATIONS

FINDINGS & RECOMMENDATIONS – MARTIN MIDDLE SCHOOL

The existing Martin Middle School has significant ADA compliance deficiencies. After discussion with the City, the decision was made to provide an accessible entryway and parking spaces with appropriate signage, to provide a compliant public restroom, and to lower specific fire extinguishers, fire alarm pulls, signage, light switches, drinking fountains, intercom buttons, defibrillators, alarm pads, and thermostats throughout the building. The remainder of the facility will remain as currently designed.

PRIORITY 1 (High)			
Estimated Cost	Location	Finding	Distress / Description / Recommendation
\$46,200.00	Total		
\$3,000.00	East Parking and Entrance	1	Provide updated signage and striping, including access aisles, for accessible parking. Pending layout and spacing, curb ramp may have to be installed.
\$1,200.00	Football Field	3	Stripe and sign for accessible parking spaces. Install sign in main parking area (gravel) or on gate indicating accessible parking inside gate.
\$35,000.00	Football Field	4	Provide route on both sides of the field with landings for accessible seating.
\$7,000.00	No Area Description	6	Provide accessible ramps (not over 8.3%) at doors.

PRIORITY 2 (Important)			
Estimated Cost	Location	Finding	Distress / Description / Recommendation
\$200.00	Total		
\$200.00	No Area Description	7	Provide signage indicating location of accessible route and entrance or install switch back ramp.

PRIORITY 3 (Moderate)			
Estimated Cost	Location	Finding	Distress / Description / Recommendation
\$753,698.00	Total		
\$1,950.00	Lobby	1	Lower the Fire Alarm Pull Station for top to be to 48" max AFF.
\$1,950.00	Lobby	2	Lower the Fire Alarm Pull Station for top to be to 48" max AFF.

PRIORITY 3 (Moderate)			
\$1,950.00	Lobby	3	Lower Push to Exit Device for top to be 48" max AFF.
\$1,950.00	Lobby	4	Lower the Fire Alarm Pull Station for top to be to 48" max AFF.
\$18,187.50	Lobby	5	Cut out 3' section with minimum 17" countertop overhang depth. Max height for counter to be 36"
\$20,725.00	Lobby	6	Lower drinking fountain for top of rim to be 36" and provide alcove.
\$1,950.00	Lobby	7	Lower the Fire Alarm Pull Station for top to be to 48" max AFF.
\$1,950.00	General	8	Lower the Fire Alarm Pull Station for top to be to 48" max AFF.
\$0.00	General	9	Lower all signs to 60" max AFF.
\$1,950.00	General	10	Lower all switches for top of switch to be 48" max AFF.
\$3,900.00	General	11	Lower intercom button for top of switch to be 48" max AFF
\$1,950.00	General	12	Lower the Thermostats for all operable components be to 48" max AFF
\$1,275.00	Corridor	13	Install new 36" double doors to comply with 32" clear opening width.
\$1,200.00	Corridor	14	Lower Fire Extinguisher cabinet for handle to be 48" max AFF.
\$1,200.00	Corridor	15	Lower Defibrillator cabinet for handle to be 48" max AFF.
\$18,187.50	Corridor	16	Cut out 3' section with minimum 17" countertop overhang depth. Max height for counter to be 36"
\$20,725.00	Corridor	17	Install new drinking fountain with required alcove.
\$1,950.00	Corridor	18	Lower the Fire Alarm Pull Station for top to be to 48" max AFF.
\$1,200.00	Corridor	19	Lower Fire Extinguisher cabinet for handle to be 48" max AFF.
\$1,950.00	Corridor	20	Lower the Fire Alarm Pull Station for top to be to 48" max AFF.
\$20,725.00	Corridor	21	Lower one of the drinking fountains for one of them to be 36" to rim.
\$1,200.00	Corridor	22	Lower Fire Extinguisher cabinet for handle to be 48" max AFF.
\$1,950.00	Corridor	23	Lower the Fire Alarm Pull Station for top to be to 48" max AFF.

PRIORITY 3 (Moderate)			
\$1,950.00	Corridor	24	Lower the Fire Alarm Pull Station for top to be to 48" max AFF.
\$20,725.00	Corridor	25	Install new drinking fountains with required alcoves and knee clearance.
\$1,200.00	Boy's 8 th Grade Restroom	26	Install new pipe insulation.
\$1,275.00	Boy's 8 th Grade Restroom	27	Lower mirror for reflecting surface to be 40" max AFF.
\$35,985.00	Boy's 8 th Grade Restroom	28	Further design required.
\$0.00	Boy's 8 th Grade Restroom	29	Further design required.
\$1,200.00	Boy's 8 th Grade Restroom	30	Lower paper towel dispenser for all operable components to be 48" max AFF.
\$1,200.00	Girl's 8 th Grade Restroom	31	Install new pipe insulation.
\$1,275.00	Girl's 8 th Grade Restroom	32	Lower mirror for reflecting surface to be 40" max AFF.
\$34,410.00	Girl's 8 th Grade Restroom	33	Further design required.
Included in Finding 33	Girl's 8 th Grade Restroom	34	Further design required to accommodate compliant restroom entrance.
\$1,200.00	Teacher's Workroom	35	Lower Fire Extinguisher cabinet for handle to be 48" max AFF.
\$5,700.00	Teacher's Workroom	36	Remove existing base cabinet and install new wall mounted countertop with sink. Rim of sink to be 34" max AFF.
\$1,200.00	Teacher's Workroom	37	Lower paper towel dispenser for all operable components to be 48" max AFF.
\$3,900.00	Teacher's Workroom	38	Lower the Intercom button for top to be to 48" max AFF.
\$1,200.00	Girl's 6 th Grade Restroom	39	Lower hygiene vending cabinet for handle to be 48" max AFF.
\$1,200.00	Girl's 6 th Grade Restroom	40	Install new pipe insulation.
\$1,275.00	Girl's 6 th Grade Restroom	41	Lower mirror for reflecting surface to be 40" max AFF.
\$34,410.00	Girl's 6 th Grade Restroom	42	Further design required.
Included in Finding 42	Girl's 6 th Grade Restroom	43	Further design required to accommodate compliant restroom entrance.
\$1,200.00	Girl's 6 th Grade Restroom	44	Lower paper towel dispenser for all operable components to be 48" max AFF.
\$35,985.00	Boy's 6 th Grade Restroom	45	Further design required.

PRIORITY 3 (Moderate)			
\$1,200.00	Boy's 6 th Grade Restroom	46	Install new pipe insulation.
Included in Finding 45	Boy's 6 th Grade Restroom	47	Further design required to accommodate compliant restroom entrance.
\$1,950.00	Reception	48	Lower the Thermostat for all operable components be to 48" max AFF.
\$5,700.00	Breakroom	49	Remove existing base cabinet and install new wall mounted countertop with sink. Rim of sink to be 34" max AFF.
\$0.00	Men's Restroom	50	Cannot be made accessible.
\$0.00	Facility Women's Restroom	51	Cannot be made accessible.
\$1,275.00	Cafeteria	52	Install new 36" double doors to comply with 32" clear opening width.
\$1,200.00	Cafeteria	53	Lower Fire Extinguisher cabinet for handle to be 48" max AFF.
\$20,725.00	Cafeteria	54	Install new drinking fountain with required alcove.
\$1,200.00	Cafeteria	55	Lower Fire Extinguisher cabinet for handle to be 48" max AFF.
\$1,200.00	Kitchen	56	Lower Fire Extinguisher cabinet for handle to be 48" max AFF.
\$1,950.00	Kitchen	57	Lower the Ansul Fire Alarm Pull Station for top to be to 48" max AFF.
\$1,950.00	Kitchen	58	Lower the Ansul Fire Alarm Pull Station for top to be to 48" max AFF.
\$1,200.00	Kitchen	59	Lower paper towel dispenser for all operable components to be 48" max AFF.
\$1,200.00	Kitchen	60	Lower Fire Extinguisher cabinet for handle to be 48" max AFF.
\$5,700.00	Teacher's Lounge	61	Remove existing base cabinet and install new wall mounted countertop with sink. Rim of sink to be 34" max AFF.
\$1,200.00	Teacher's Lounge	62	Lower Fire Extinguisher cabinet for handle to be 48" max AFF.
\$1,950.00	Teacher's Lounge	63	Lower the Thermostat for all operable components be to 48" max AFF.
\$1,950.00	Teacher's Lounge	64	Lower the Thermostat for all operable components be to 48" max AFF.
\$1,200.00	Teacher's Lounge Women's Restroom	65	Install new pipe insulation.

PRIORITY 3 (Moderate)

\$1,200.00	Teacher's Lounge Women's Restroom	66	Lower paper towel dispenser for all operable components to be 48" max AFF.
\$17,160.00	Teacher's Lounge Women's Restroom	67	Further design required to accommodate compliant restroom.
\$1,200.00	Science Lab	68	Lower paper towel dispenser for all operable components to be 48" max AFF.
\$18,187.00	Science Lab	69	Lower one of the stations to 34" max AFF.
\$1,200.00	Science Lab	70	Lower paper towel dispenser for all operable components to be 48" max AFF.
\$1,950.00	Science Lab	71	Lower the Stop button for all operable components be to 48" max AFF.
\$1,200.00	Science Lab	72	Lower Fire Extinguisher for handle to be 48" max AFF.
\$1,950.00	Science Lab	73	Lower the Thermostat for all operable components be to 48" max AFF.
\$1,200.00	Nurse's Office	74	Lower the EpiPen storage box for top be to 48" max AFF.
\$1,950.00	Nurse's Office	75	Lower the Thermostat for all operable components be to 48" max AFF.
\$1,200.00	Science Lab 2	76	Lower paper towel dispenser for all operable components to be 48" max AFF.
\$1,200.00	Science Lab 2	77	Lower Fire Extinguisher for handle to be 48" max AFF.
Included in Finding 79	Girl's 7 th Grade Restroom	78	Further design required to accommodate compliant restroom entrance.
\$34,410.00	Girl's 7 th Grade Restroom	79	Further design required.
\$1,200.00	Girl's 7 th Grade Restroom	80	Lower paper towel dispenser for all operable components to be 48" max AFF.
\$1,200.00	Girl's 7 th Grade Restroom	81	Install new pipe insulation.
\$1,275.00	Girl's 7 th Grade Restroom	82	Lower mirror for reflecting surface to be 40" max AFF.
\$35,985.00	Boy's 7 th Grade Restroom	83	Further design required.
\$1,200.00	Boy's 7 th Grade Restroom	84	Install new pipe insulation.
\$1,275.00	Boy's 7 th Grade Restroom	85	Lower mirror for reflecting surface to be 40" max AFF.

PRIORITY 3 (Moderate)

\$18,660.00	Faculty Women's Restroom 2	86	Further design required.
\$1,200.00	Faculty Women's Restroom 2	87	Lower paper towel dispenser for all operable components to be 48" max AFF.
\$1,275.00	Faculty Women's Restroom 2	88	Install new 3' door to comply with 32" minimum clear opening requirement
\$2,175.00	Faculty Women's Restroom 2	89	Further design required to accommodate compliant restroom entrance.
\$3,300.00	Faculty Women's Restroom 2	90	Install new lever type faucet.
\$1,200.00	Library	91	Lower Fire Extinguisher cabinet for handle to be 48" max AFF.
\$1,275.00	Auditorium	92	Install new double doors at auditorium entrance to comply with 32" minimum clear opening width.
\$24,300.00	Auditorium	93	Start ramp further back to accommodate proper pitch on both sides of stage.
\$1,950.00	Gymnasium	94	Lower the Fire Alarm Pull Station for top to be to 48" max AFF.
\$1,950.00	Gymnasium	95	Lower the Thermostat for all operable components be to 48" max AFF.
\$1,950.00	Gymnasium	96	Lower the Thermostat for all operable components be to 48" max AFF.
\$1,950.00	Gymnasium	97	Lower telephone for all operable components to be 48" max AFF.
\$1,950.00	Gymnasium	98	Lower the Fire Alarm Pull Station for top to be to 48" max AFF.
\$1,200.00	Science Classroom	99	Lower paper towel dispenser for all operable components to be 48" max AFF.
\$1,950.00	Music Room	100	Lower the Fire Alarm Pull Station for top to be to 48" max AFF.
\$1,200.00	Lower-Level Corridor	101	Lower Fire Extinguisher cabinet for handle to be 48" max AFF.
\$20,725.00	Lower-Level Corridor	102	Install new drinking fountain to proper compliant height.
\$1,950.00	Lower-Level Corridor	103	Lower the Fire Alarm Pull Station for top to be to 48" max AFF.
\$1,275.00	Lower-Level Women's Restroom	104	Install new rear and side grab bars.

PRIORITY 3 (Moderate)

\$1,200.00	Lower-Level Women's Restroom	105	Install new pipe insulation.
\$1,200.00	Lower-Level Women's Restroom	106	Lower paper towel dispenser for all operable components to be 48" max AFF.
\$1,275.00	Lower-Level Women's Restroom	107	Lower mirror for reflecting surface to be 40" max AFF.
\$20,425.00	Lower-Level Men's Restroom	108	Further design required.
Included in Finding 108	Lower-Level Men's Restroom	109	Install new 36" door to comply with 32" clear opening width.
Included in Finding 108	Lower-Level Men's Restroom	110	Lower paper towel dispenser for all operable components to be 48" max AFF.
\$1,200.00	Lower-Level Classroom	111	Lower paper towel dispenser for all operable components to be 48" max AFF.
\$1,950.00	Lower-Level Classroom	112	Lower the Thermostat for all operable components be to 48" max AFF.
\$1,950.00	Lower-Level Gymnastics Room	113	Lower the Thermostat for all operable components be to 48" max AFF.
\$1,950.00	Lower-Level Gymnastics Room	114	Lower the Thermostat for all operable components be to 48" max AFF.
\$1,200.00	Coach's Office	115	Lower paper towel dispenser for all operable components to be 48" max AFF
\$1,950.00	Coach's Office	116	Lower the Thermostat for all operable components be to 48" max AFF.
\$3,300.00	Boy's PE	117	Install new wall mounted lavatory with lever type handles and pipe insulation, rim to be at 34" max AFF.
\$27,393.00	Boy's PE	118	Install new wheelchair accessible shower stall.
\$30,285.00	Boy's PE	119	Further design required.
\$3,300.00	Boy's PE	120	Install new wall mounted lavatory with lever type handles and pipe insulation, rim to be at 34" max AFF.
\$1,200.00	Boy's PE	121	Lower paper towel dispenser for all operable components to be 48" max AFF.
\$1,200.00	Girl's PE	122	Lower paper towel dispenser for all operable components to be 48" max AFF.
\$1,200.00	Girl's PE	123	Lower soap dispenser to 48" max AFF.
\$30,285.00	Girl's PE	124	Further design required.

PRIORITY 3 (Moderate)			
\$27,393.00	Girl's PE	125	Install new wheelchair accessible shower stall.
\$1,950.00	Girl's PE	126	Lower the Thermostat for all operable components be to 48" max AFF.
\$1,950.00	Girl's PE	127	Lower the Thermostat for all operable components be to 48" max AFF.
\$1,950.00	Girl's PE	128	Lower the Fire Alarm Pull Station for top to be to 48" max AFF.
\$1,200.00	Girl's PE	129	Lower Fire Extinguisher cabinet for handle to be 48" max AFF.
\$5,000.00	Football Field	5	Replace approx. 70' x 7' from just outside gate to next to blue building.

PRIORITY 4 (Low)			
Estimated Cost	Location	Finding	Distress / Description / Recommendation
\$100.00	Total		
\$100.00	East Parking and Entrance	2	Install sealant in joint to provide flush surface.

Martin Primary School

215 South College Street, Martin, TN 38237



Architectural Findings

Lobby

Finding: 1

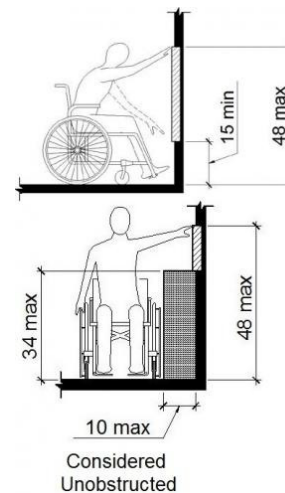
Budget Estimate: \$1,950.00

Recommendation:

Lower fire alarm pull station to 48" max AFF.

Barrier Priority:

3 (Moderate): Should be completed as soon as possible, but there may be other items that will provide greater access to persons with disabilities. (Includes findings that have a high financial impact on the entity in relationship to the degree of access provided).



As Built: The Fire Alarm Pull Station is not positioned correctly for either a side or front approach.

Where a clear floor or ground space allows a parallel or front approach and the side reach is unobstructed, the high side reach shall be 48 inches maximum above the finish floor or ground and the low side reach shall be 15 inches minimum above the finish floor or ground.

Citation: 2010 ADAS Section 308.2.1

Where a forward reach is unobstructed, the high forward reach shall be 48 inches (1220 mm) maximum and the low forward reach shall be 15 inches (380 mm) minimum above the finish floor or ground.

2010 ADAS Section 308.3.1

Where a clear floor or ground space allows a parallel approach to an element and the side reach is unobstructed, the high side reach shall be 48 inches (1220 mm) maximum and the low side reach shall be 15 inches (380 mm) minimum above the finish floor or ground.

Lobby

Finding: 2

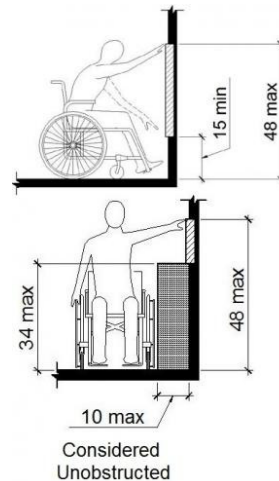
Budget Estimate: \$1,950.00

Recommendation:

Lower fire alarm annunciator to 48" max AFF.

Barrier Priority:

3 (Moderate): Should be completed as soon as possible, but there may be other items that will provide greater access to persons with disabilities. (Includes findings that have a high financial impact on the entity in relationship to the degree of access provided).



As Built: The Fire Alarm Annunciator is not positioned correctly for either a side or front approach.

Where a clear floor or ground space allows a parallel or front approach and the side reach is unobstructed, the high side reach shall be 48 inches maximum above the finish floor or ground and the low side reach shall be 15 inches minimum above the finish floor or ground.

Citation: 2010 ADAS Section 308.2.1

Where a forward reach is unobstructed, the high forward reach shall be 48 inches (1220 mm) maximum and the low forward reach shall be 15 inches (380 mm) minimum above the finish floor or ground.

2010 ADAS Section 308.3.1

Where a clear floor or ground space allows a parallel approach to an element and the side reach is unobstructed, the high side reach shall be 48 inches (1220 mm) maximum and the low side reach shall be 15 inches (380 mm) minimum above the finish floor or ground.

General

Finding: 3

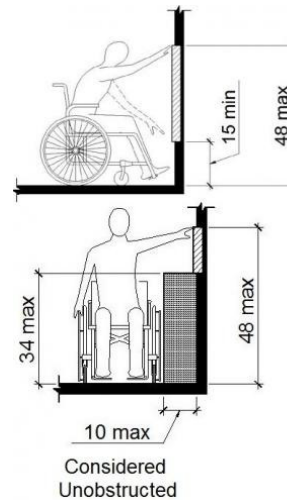

Budget Estimate: \$1,950.00

Recommendation:

Lower all light switches to the top to be 48" max AFF.

Barrier Priority:

3 (Moderate): Should be completed as soon as possible, but there may be other items that will provide greater access to persons with disabilities. (Includes findings that have a high financial impact on the entity in relationship to the degree of access provided).



As Built: The light switches are not positioned correctly for either a side or front approach.

Where a clear floor or ground space allows a parallel or front approach and the side reach is unobstructed, the high side reach shall be 48 inches maximum above the finish floor or ground and the low side reach shall be 15 inches minimum above the finish floor or ground.

Citation: 2010 ADAS Section 308.2.1

Where a forward reach is unobstructed, the high forward reach shall be 48 inches (1220 mm) maximum and the low forward reach shall be 15 inches (380 mm) minimum above the finish floor or ground.

2010 ADAS Section 308.3.1

Where a clear floor or ground space allows a parallel approach to an element and the side reach is unobstructed, the high side reach shall be 48 inches (1220 mm) maximum and the low side reach shall be 15 inches (380 mm) minimum above the finish floor or ground.

General

Finding: 4

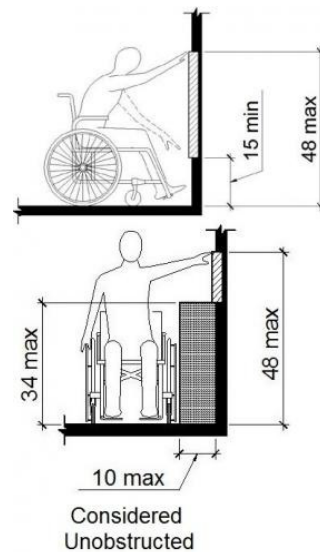
Budget Estimate: \$1,200.00

Recommendation:

Lower defibrillator for handle to be 48" max AFF.

Barrier Priority:

3 (Moderate): Should be completed as soon as possible, but there may be other items that will provide greater access to persons with disabilities. (Includes findings that have a high financial impact on the entity in relationship to the degree of access provided).



As Built: The thermostats are not positioned correctly for either a side or front approach.

Where a clear floor or ground space allows a parallel or front approach and the side reach is unobstructed, the high side reach shall be 48 inches maximum above the finish floor or ground and the low side reach shall be 15 inches minimum above the finish floor or ground.

Citation: 2010 ADAS Section 308.2.1

Where a forward reach is unobstructed, the high forward reach shall be 48 inches (1220 mm) maximum and the low forward reach shall be 15 inches (380 mm) minimum above the finish floor or ground.

2010 ADAS Section 308.3.1

Where a clear floor or ground space allows a parallel approach to an element and the side reach is unobstructed, the high side reach shall be 48 inches (1220 mm) maximum and the low side reach shall be 15 inches (380 mm) minimum above the finish floor or ground.

General

Finding: 5

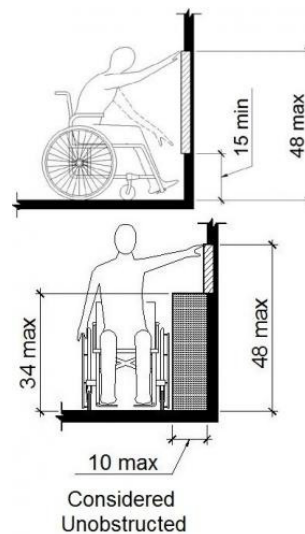
Budget Estimate: \$1,950.00

Recommendation:

Lower call buttons to 48" max AFF.

Barrier Priority:

3 (Moderate): Should be completed as soon as possible, but there may be other items that will provide greater access to persons with disabilities. (Includes findings that have a high financial impact on the entity in relationship to the degree of access provided).



As Built: The call buttons are not positioned correctly for either a side or front approach.

Where a clear floor or ground space allows a parallel or front approach and the side reach is unobstructed, the high side reach shall be 48 inches maximum above the finish floor or ground and the low side reach shall be 15 inches minimum above the finish floor or ground.

Citation: 2010 ADAS Section 308.2.1

Where a forward reach is unobstructed, the high forward reach shall be 48 inches (1220 mm) maximum and the low forward reach shall be 15 inches (380 mm) minimum above the finish floor or ground.

2010 ADAS Section 308.3.1

Where a clear floor or ground space allows a parallel approach to an element and the side reach is unobstructed, the high side reach shall be 48 inches (1220 mm) maximum and the low side reach shall be 15 inches (380 mm) minimum above the finish floor or ground.

General

Finding: 6


Budget Estimate: \$1,275.00

Recommendation:

Provide lever type handle on all doors.

Barrier Priority:

3 (Moderate): Should be completed as soon as possible, but there may be other items that will provide greater access to persons with disabilities. (Includes findings that have a high financial impact on the entity in relationship to the degree of access provided).



As Built: The door/gate operating hardware is not accessible.

Hand-activated door/gate opening hardware, handles, pulls, latches, locks, and other operating devices on accessible doors shall have a shape that is easy to grasp with one hand and does not require tight grasping, pinching, or twisting of the wrist to operate. Hardware shall be 34 inches minimum and 48 inches maximum above the finish floor or ground.

Citation: 2010 ADAS Section 404.2.7

Handles, pulls, latches, locks, and other operable parts on doors and gates shall comply with 309.4.

Operable parts of such hardware shall be 34 inches (865 mm) minimum and 48 inches (1220 mm) maximum above the finish floor or ground. Where sliding doors are in the fully open position, operating hardware shall be exposed and usable from both sides.

General

Finding: 7

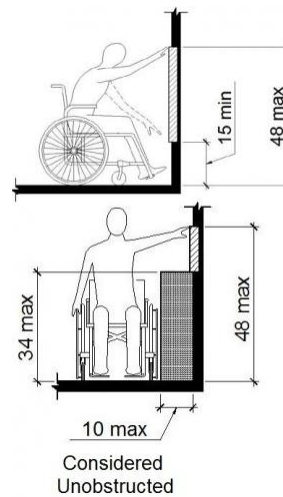

Budget Estimate: \$1,950.00

Recommendation:

Lower fire alarm pull station to 48" max AFF.

Barrier Priority:

3 (Moderate): Should be completed as soon as possible, but there may be other items that will provide greater access to persons with disabilities. (Includes findings that have a high financial impact on the entity in relationship to the degree of access provided).



As Built: The Fire Alarm Pull Station is not positioned correctly for either a side or front approach.

Where a clear floor or ground space allows a parallel or front approach and the side reach is unobstructed, the high side reach shall be 48 inches maximum above the finish floor or ground and the low side reach shall be 15 inches minimum above the finish floor or ground.

Citation: 2010 ADAS Section 308.2.1

Where a forward reach is unobstructed, the high forward reach shall be 48 inches (1220 mm) maximum and the low forward reach shall be 15 inches (380 mm) minimum above the finish floor or ground.

2010 ADAS Section 308.3.1

Where a clear floor or ground space allows a parallel approach to an element and the side reach is unobstructed, the high side reach shall be 48 inches (1220 mm) maximum and the low side reach shall be 15 inches (380 mm) minimum above the finish floor or ground.

Staff Toilet

Finding: 8

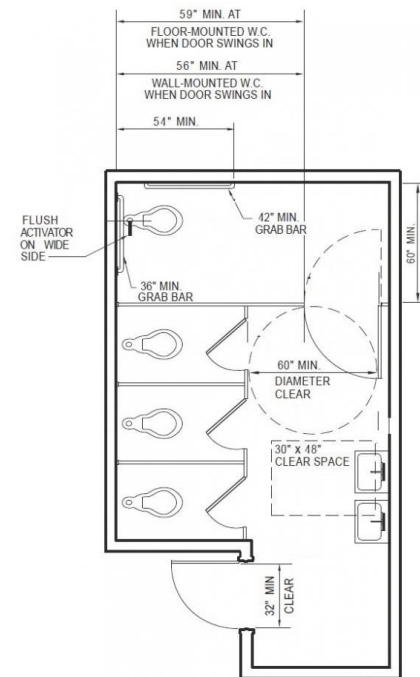
Budget Estimate: \$19,875.00

Recommendation:

Further design required to accommodate compliant restroom.

Barrier Priority:

3 (Moderate): Should be completed as soon as possible, but there may be other items that will provide greater access to persons with disabilities. (Includes findings that have a high financial impact on the entity in relationship to the degree of access provided).



As Built: The restroom is not compliant. The restroom does not have the required minimum clear floor space or maneuvering clearances for the toilet. The restroom does not have the required minimum clear floor space or maneuvering clearances for the lavatory. The entry door does not contain the required minimum 60 inches maneuvering space on the pull side. The entry door encroach into the required clear floor space for fixtures. No grab bars installed. Mirror too high. Lavatory faucet not lever type. Lavatory doesn't have pipe insulation. Toilet Height under 17".

Citation: 2010 ADAS Section 213.2

Where toilet rooms are provided, each toilet room shall comply with 603. Where bathing rooms are provided, each bathing room shall comply with 603.

Staff Lounge

Finding: 9

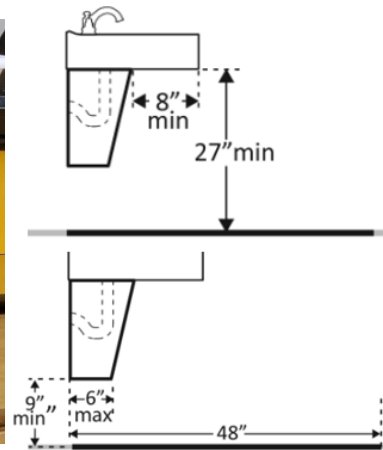
Budget Estimate: \$5,043.75

Recommendation:

Install new wall mounted countertop with sink. Rim of sink to be 34" max AFF.

Barrier Priority:

3 (Moderate): Should be completed as soon as possible, but there may be other items that will provide greater access to persons with disabilities. (Includes findings that have a high financial impact on the entity in relationship to the degree of access provided).



As Built: The top of the sink is too high.

Sinks that are required to be accessible shall be a minimum 17 inches in horizontal depth and mounted with the rim or counter edge no higher than 34 inches above the finished floor.

Citation: 2010 ADAS Section 606.3

Lavatories and sinks shall be installed with the front of the higher of the rim or counter surface 34 inches (865 mm) maximum above the finish floor or ground.

Corridor

Finding: 10

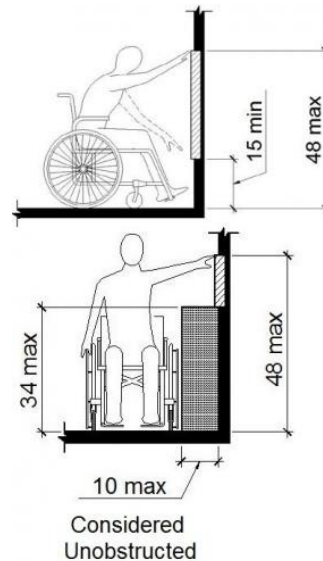
Budget Estimate: \$1,950.00

Recommendation:

Lower thermostat to 48" max AFF.

Barrier Priority:

3 (Moderate): Should be completed as soon as possible, but there may be other items that will provide greater access to persons with disabilities. (Includes findings that have a high financial impact on the entity in relationship to the degree of access provided).



As Built: The thermostat is not positioned correctly for either a side or front approach.

Where a clear floor or ground space allows a parallel or front approach and the side reach is unobstructed, the high side reach shall be 48 inches maximum above the finish floor or ground and the low side reach shall be 15 inches minimum above the finish floor or ground.

Citation: 2010 ADAS Section 308.2.1

Where a forward reach is unobstructed, the high forward reach shall be 48 inches (1220 mm) maximum and the low forward reach shall be 15 inches (380 mm) minimum above the finish floor or ground.

2010 ADAS Section 308.3.1

Where a clear floor or ground space allows a parallel approach to an element and the side reach is unobstructed, the high side reach shall be 48 inches (1220 mm) maximum and the low side reach shall be 15 inches (380 mm) minimum above the finish floor or ground.

Corridor

Finding: 11

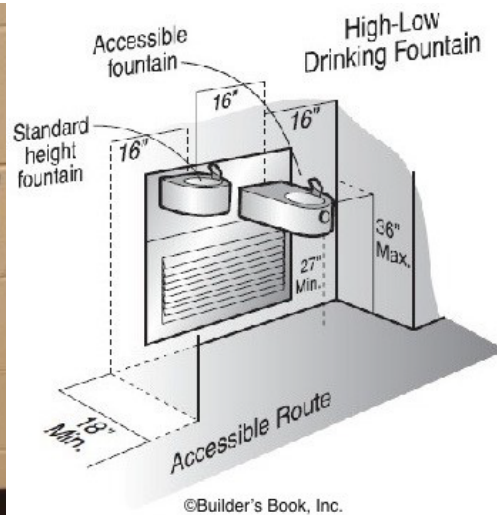
Budget Estimate: \$20,725.00

Recommendation:

Install new drinking fountain and alcove to comply with requirements. Further design required to accommodate alcove.

Barrier Priority:

3 (Moderate): Should be completed as soon as possible, but there may be other items that will provide greater access to persons with disabilities. (Includes findings that have a high financial impact on the entity in relationship to the degree of access provided).



As Built: The drinking fountain is noncompliant.

Spout outlets shall be 36 inches maximum above the finish floor or ground and be located 15 inches minimum from the vertical support and 5 inches maximum from the front edge of the unit, including bumpers. The spout shall provide a flow of water at least 4 inches high minimum and shall be located 5 inches maximum from the front of the unit. The angle of the water stream shall be measured horizontally relative to the front face of the unit. Where spouts are located less than 3 inches of the front of the unit, the angle of the water stream shall be 30 degrees maximum. Where spouts are located between 3 inches and 5 inches maximum from the front of the unit, the angle of the water stream shall be 15 degrees maximum. On an accessible drinking fountain with a round or oval bowl, the spout must be positioned so the flow of water is within 3 inches of the front edge of the fountain.

Citation: 2010 ADAS Section 602.1

Drinking fountains shall comply with 307 and 602.

Corridor

Finding: 12

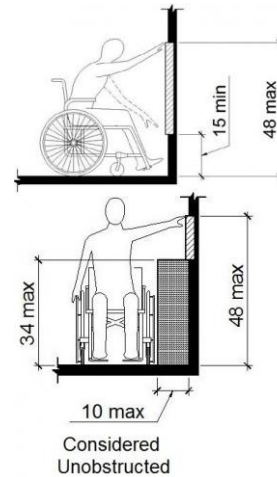
Budget Estimate: \$1,200.00

Recommendation:

Lower fire extinguisher for handle to be 48" max AFF.

Barrier Priority:

3 (Moderate): Should be completed as soon as possible, but there may be other items that will provide greater access to persons with disabilities. (Includes findings that have a high financial impact on the entity in relationship to the degree of access provided).



As Built: The fire extinguisher is not positioned correctly for either a side or front approach.

Where a clear floor or ground space allows a parallel or front approach and the side reach is unobstructed, the high side reach shall be 48 inches maximum above the finish floor or ground and the low side reach shall be 15 inches minimum above the finish floor or ground.

Citation: 2010 ADAS Section 308.2.1

Where a forward reach is unobstructed, the high forward reach shall be 48 inches (1220 mm) maximum and the low forward reach shall be 15 inches (380 mm) minimum above the finish floor or ground.

2010 ADAS Section 308.3.1

Where a clear floor or ground space allows a parallel approach to an element and the side reach is unobstructed, the high side reach shall be 48 inches (1220 mm) maximum and the low side reach shall be 15 inches (380 mm) minimum above the finish floor or ground.

Corridor

Finding: 13

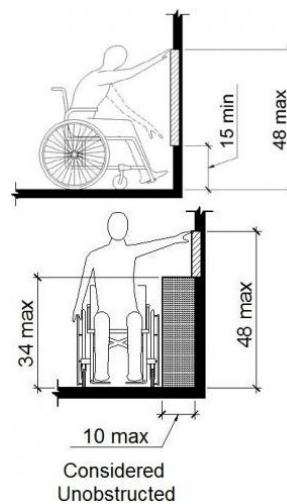
Budget Estimate: \$1,200.00

Recommendation:

Lower defibrillator for handle to be 48" max AFF.

Barrier Priority:

3 (Moderate): Should be completed as soon as possible, but there may be other items that will provide greater access to persons with disabilities. (Includes findings that have a high financial impact on the entity in relationship to the degree of access provided).



As Built: The defibrillator is not positioned correctly for either a side or front approach.

Where a clear floor or ground space allows a parallel or front approach and the side reach is unobstructed, the high side reach shall be 48 inches maximum above the finish floor or ground and the low side reach shall be 15 inches minimum above the finish floor or ground.

Citation: 2010 ADAS Section 308.2.1

Where a forward reach is unobstructed, the high forward reach shall be 48 inches (1220 mm) maximum and the low forward reach shall be 15 inches (380 mm) minimum above the finish floor or ground.

2010 ADAS Section 308.3.1

Where a clear floor or ground space allows a parallel approach to an element and the side reach is unobstructed, the high side reach shall be 48 inches (1220 mm) maximum and the low side reach shall be 15 inches (380 mm) minimum above the finish floor or ground.

Corridor

Finding: 14

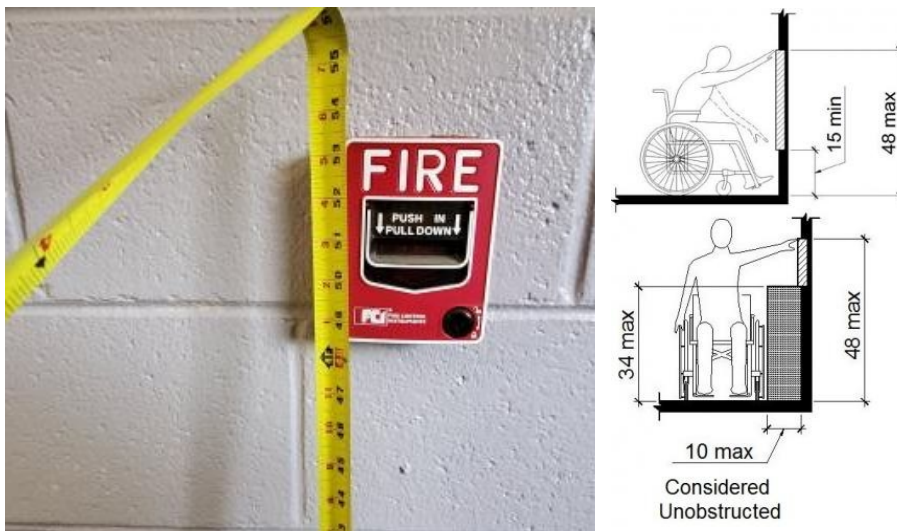
Budget Estimate: \$1,950.00

Recommendation:

Lower fire alarm pull station to 48" max AFF.

Barrier Priority:

3 (Moderate): Should be completed as soon as possible, but there may be other items that will provide greater access to persons with disabilities. (Includes findings that have a high financial impact on the entity in relationship to the degree of access provided).



As Built: The Fire Alarm Pull Station is not positioned correctly for either a side or front approach.

Where a clear floor or ground space allows a parallel or front approach and the side reach is unobstructed, the high side reach shall be 48 inches maximum above the finish floor or ground and the low side reach shall be 15 inches minimum above the finish floor or ground.

Citation: 2010 ADAS Section 308.2.1

Where a forward reach is unobstructed, the high forward reach shall be 48 inches (1220 mm) maximum and the low forward reach shall be 15 inches (380 mm) minimum above the finish floor or ground.

2010 ADAS Section 308.3.1

Where a clear floor or ground space allows a parallel approach to an element and the side reach is unobstructed, the high side reach shall be 48 inches (1220 mm) maximum and the low side reach shall be 15 inches (380 mm) minimum above the finish floor or ground.

Corridor

Finding: 15

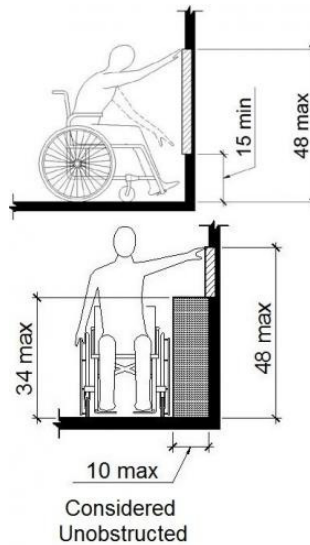
Budget Estimate: \$3,900.00

Recommendation:

Lower fire alarm pull station to 48" max AFF.

Barrier Priority:

3 (Moderate): Should be completed as soon as possible, but there may be other items that will provide greater access to persons with disabilities. (Includes findings that have a high financial impact on the entity in relationship to the degree of access provided).



As Built: The Fire Alarm Pull Station is not positioned correctly for either a side or front approach.

Where a clear floor or ground space allows a parallel or front approach and the side reach is unobstructed, the high side reach shall be 48 inches maximum above the finish floor or ground and the low side reach shall be 15 inches minimum above the finish floor or ground.

Citation: 2010 ADAS Section 308.2.1

Where a forward reach is unobstructed, the high forward reach shall be 48 inches (1220 mm) maximum and the low forward reach shall be 15 inches (380 mm) minimum above the finish floor or ground.

2010 ADAS Section 308.3.1

Where a clear floor or ground space allows a parallel approach to an element and the side reach is unobstructed, the high side reach shall be 48 inches (1220 mm) maximum and the low side reach shall be 15 inches (380 mm) minimum above the finish floor or ground.

Corridor

Finding: 16

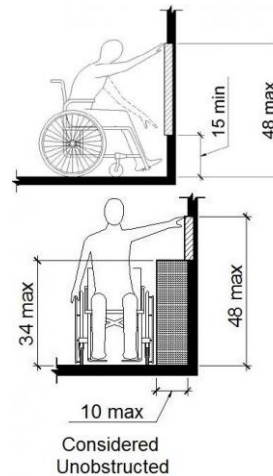
Budget Estimate: \$1,950.00

Recommendation:

Lower fire alarm pull station to 48" max AFF.

Barrier Priority:

3 (Moderate): Should be completed as soon as possible, but there may be other items that will provide greater access to persons with disabilities. (Includes findings that have a high financial impact on the entity in relationship to the degree of access provided).



As Built: The Fire Alarm Pull Station is not positioned correctly for either a side or front approach.

Where a clear floor or ground space allows a parallel or front approach and the side reach is unobstructed, the high side reach shall be 48 inches maximum above the finish floor or ground and the low side reach shall be 15 inches minimum above the finish floor or ground.

Citation: 2010 ADAS Section 308.2.1

Where a forward reach is unobstructed, the high forward reach shall be 48 inches (1220 mm) maximum and the low forward reach shall be 15 inches (380 mm) minimum above the finish floor or ground.

2010 ADAS Section 308.3.1

Where a clear floor or ground space allows a parallel approach to an element and the side reach is unobstructed, the high side reach shall be 48 inches (1220 mm) maximum and the low side reach shall be 15 inches (380 mm) minimum above the finish floor or ground.

Corridor

Finding: 17

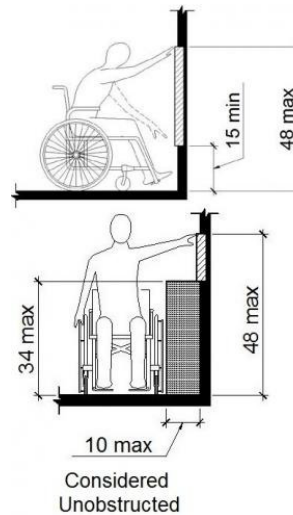
Budget Estimate: \$1,950.00

Recommendation:

Lower thermostat to 48" max AFF.

Barrier Priority:

3 (Moderate): Should be completed as soon as possible, but there may be other items that will provide greater access to persons with disabilities. (Includes findings that have a high financial impact on the entity in relationship to the degree of access provided).



As Built: The thermostat is not positioned correctly for either a side or front approach.

Where a clear floor or ground space allows a parallel or front approach and the side reach is unobstructed, the high side reach shall be 48 inches maximum above the finish floor or ground and the low side reach shall be 15 inches minimum above the finish floor or ground.

Citation: 2010 ADAS Section 308.2.1

Where a forward reach is unobstructed, the high forward reach shall be 48 inches (1220 mm) maximum and the low forward reach shall be 15 inches (380 mm) minimum above the finish floor or ground.

2010 ADAS Section 308.3.1

Where a clear floor or ground space allows a parallel approach to an element and the side reach is unobstructed, the high side reach shall be 48 inches (1220 mm) maximum and the low side reach shall be 15 inches (380 mm) minimum above the finish floor or ground.

Corridor

Finding: 18

Budget Estimate: \$1,950.00

Recommendation:

Lower fire alarm pull station to 48" max AFF.

Barrier Priority:

3 (Moderate): Should be completed as soon as possible, but there may be other items that will provide greater access to persons with disabilities. (Includes findings that have a high financial impact on the entity in relationship to the degree of access provided).



As Built: The Fire Alarm Pull Station is not positioned correctly for either a side or front approach.

Where a clear floor or ground space allows a parallel or front approach and the side reach is unobstructed, the high side reach shall be 48 inches maximum above the finish floor or ground and the low side reach shall be 15 inches minimum above the finish floor or ground.

Citation: 2010 ADAS Section 308.2.1

Where a forward reach is unobstructed, the high forward reach shall be 48 inches (1220 mm) maximum and the low forward reach shall be 15 inches (380 mm) minimum above the finish floor or ground.

2010 ADAS Section 308.3.1

Where a clear floor or ground space allows a parallel approach to an element and the side reach is unobstructed, the high side reach shall be 48 inches (1220 mm) maximum and the low side reach shall be 15 inches (380 mm) minimum above the finish floor or ground.

Corridor

Finding: 19

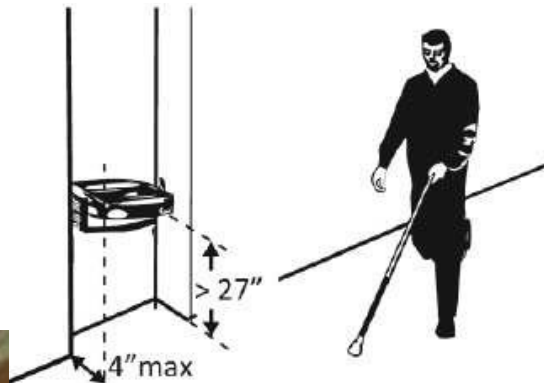
Budget Estimate: \$20,725.00

Recommendation:

Provide Alcove for drinking fountain for pedestrian protection.

Barrier Priority:

3 (Moderate): Should be completed as soon as possible, but there may be other items that will provide greater access to persons with disabilities. (Includes findings that have a high financial impact on the entity in relationship to the degree of access provided).



As Built: The drinking fountain projects from the wall into the pedestrian way with its leading edge above 27 inches from the floor.

Objects may protrude no more than 4 inches into walks, halls, corridors, passageways or aisles when located between 27 and 80 inches above the floor. All drinking fountains shall be located completely within alcoves, positioned completely between wing walls, or otherwise positioned so as not to encroach into pedestrian ways. The alcove must not be less than 32 inches in width and 18 inches in depth. Wing walls must project out from the supporting wall at least as far as the drinking fountain.

Citation: 2010 ADAS Section 307.2

Objects with leading edges more than 27 inches (685 mm) and not more than 80 inches (2030 mm) above the finish floor or ground shall protrude 4 inches (100 mm) maximum horizontally into the circulation path.

Cafeteria

Finding: 20

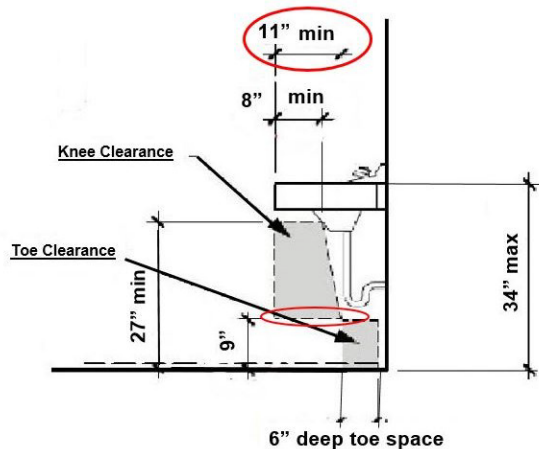
Budget Estimate: \$3,300.00

Recommendation:

Remove vanity and provide wall mounted sink at 29" max AFF with required knee clearance.

Barrier Priority:

3 (Moderate): Should be completed as soon as possible, but there may be other items that will provide greater access to persons with disabilities. (Includes findings that have a high financial impact on the entity in relationship to the degree of access provided).



As Built: Compliant knee space has not been provided under the lavatory.

The knee clearance shall be 11 inches minimum in depth at 9 inches above the floor, and 8 inches minimum in depth at 27 inches above the floor. The top of the lavatory rim may be no higher than 34 inches.

Citation: 2010 ADAS Section 306.3.1

Space under an element between 9 inches (230 mm) and 27 inches (685 mm) above the finish floor or ground shall be considered knee clearance and shall comply with 306.3.

Cafeteria

Finding: 21

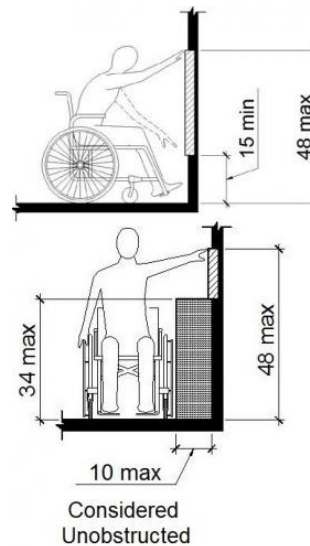
Budget Estimate: \$1,950.00

Recommendation:

Lower fire alarm pull station to 48" max AFF.

Barrier Priority:

3 (Moderate): Should be completed as soon as possible, but there may be other items that will provide greater access to persons with disabilities. (Includes findings that have a high financial impact on the entity in relationship to the degree of access provided).



As Built: The Fire Alarm Pull Station is not positioned correctly for either a side or front approach.

Where a clear floor or ground space allows a parallel or front approach and the side reach is unobstructed, the high side reach shall be 48 inches maximum above the finish floor or ground and the low side reach shall be 15 inches minimum above the finish floor or ground.

Citation: 2010 ADAS Section 308.2.1

Where a forward reach is unobstructed, the high forward reach shall be 48 inches (1220 mm) maximum and the low forward reach shall be 15 inches (380 mm) minimum above the finish floor or ground.

2010 ADAS Section 308.3.1

Where a clear floor or ground space allows a parallel approach to an element and the side reach is unobstructed, the high side reach shall be 48 inches (1220 mm) maximum and the low side reach shall be 15 inches (380 mm) minimum above the finish floor or ground.

Cafeteria

Finding: 22

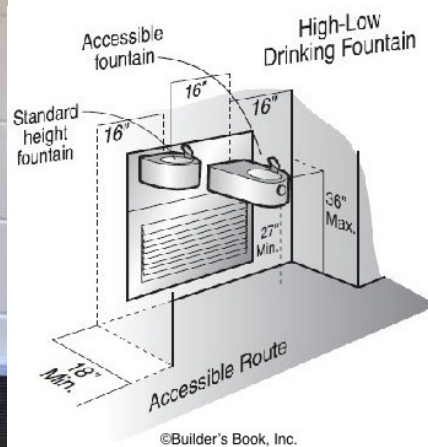
Budget Estimate: \$20,725.00

Recommendation:

Lower drinking fountain for rim to be 30" AFF, relocate for required clearance from exit doors.

Barrier Priority:

3 (Moderate): Should be completed as soon as possible, but there may be other items that will provide greater access to persons with disabilities. (Includes findings that have a high financial impact on the entity in relationship to the degree of access provided).



As Built: The drinking fountain is noncompliant.

Spout outlets shall be 36 inches maximum above the finish floor or ground and be located 15 inches minimum from the vertical support and 5 inches maximum from the front edge of the unit, including bumpers. The spout shall provide a flow of water at least 4 inches high minimum and shall be located 5 inches maximum from the front of the unit. The angle of the water stream shall be measured horizontally relative to the front face of the unit. Where spouts are located less than 3 inches of the front of the unit, the angle of the water stream shall be 30 degrees maximum. Where spouts are located between 3 inches and 5 inches maximum from the front of the unit, the angle of the water stream shall be 15 degrees maximum. On an accessible drinking fountain with a round or oval bowl, the spout must be positioned so the flow of water is within 3 inches of the front edge of the fountain.

Citation: 2010 ADAS Section 602.1

Drinking fountains shall comply with 307 and 602.

Cafeteria

Finding: 23

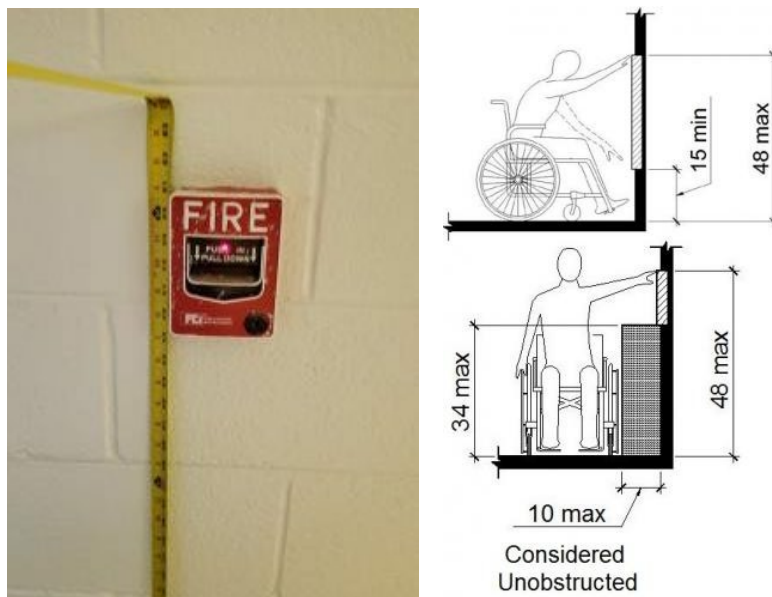
Budget Estimate: \$1,950.00

Recommendation:

Lower fire alarm pull station to 48" max AFF.

Barrier Priority:

3 (Moderate): Should be completed as soon as possible, but there may be other items that will provide greater access to persons with disabilities. (Includes findings that have a high financial impact on the entity in relationship to the degree of access provided).



As Built: The Fire Alarm Pull Station is not positioned correctly for either a side or front approach.

Where a clear floor or ground space allows a parallel or front approach and the side reach is unobstructed, the high side reach shall be 48 inches maximum above the finish floor or ground and the low side reach shall be 15 inches minimum above the finish floor or ground.

Citation: 2010 ADAS Section 308.2.1

Where a forward reach is unobstructed, the high forward reach shall be 48 inches (1220 mm) maximum and the low forward reach shall be 15 inches (380 mm) minimum above the finish floor or ground.

2010 ADAS Section 308.3.1

Where a clear floor or ground space allows a parallel approach to an element and the side reach is unobstructed, the high side reach shall be 48 inches (1220 mm) maximum and the low side reach shall be 15 inches (380 mm) minimum above the finish floor or ground.

Cafeteria

Finding: 24

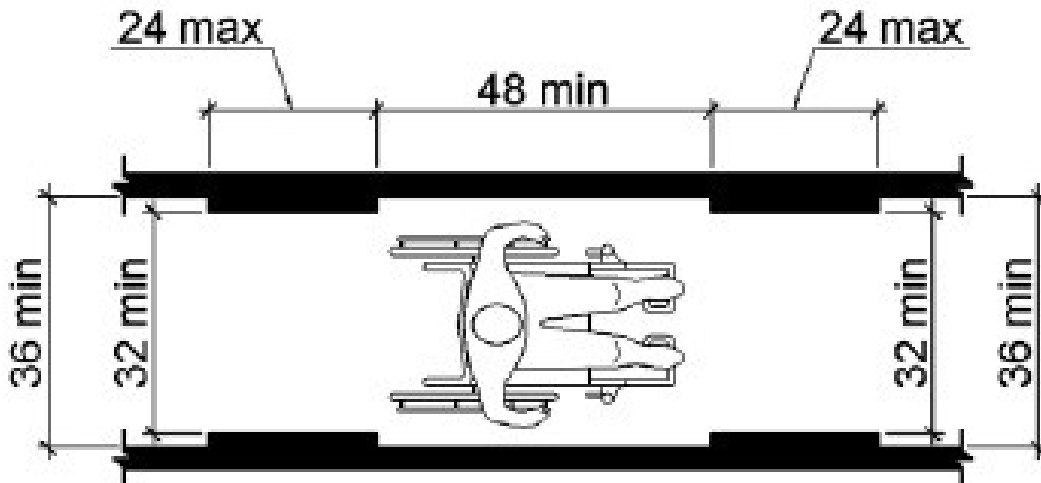
Budget Estimate: \$1,200.00

Recommendation:

Move food serving to provide required width clearance.

Barrier Priority:

3 (Moderate): Should be completed as soon as possible, but there may be other items that will provide greater access to persons with disabilities. (Includes findings that have a high financial impact on the entity in relationship to the degree of access provided).



As Built: The route of travel does not provide a minimum width of 36 inches.

The clear width shall be permitted to be reduced to 32 inches minimum for a length of 24 inches maximum provided that reduced width segments are separated by segments that are 48 inches long minimum and 36 inches wide minimum.

Citation: 2010 ADAS Section 403.5.1

Except as provided in 403.5.2 and 403.5.3, the clear width of walking surfaces shall be 36 inches (915 mm) minimum.

Kitchen

Finding: 25

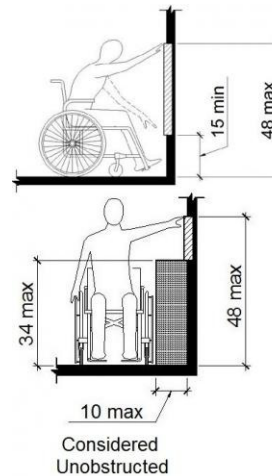
Budget Estimate: \$1,200.00

Recommendation:

Lower paper towel dispenser to 48" max AFF.

Barrier Priority:

3 (Moderate): Should be completed as soon as possible, but there may be other items that will provide greater access to persons with disabilities. (Includes findings that have a high financial impact on the entity in relationship to the degree of access provided).



As Built: The paper towel dispenser is not positioned correctly for either a side or front approach.

Where a clear floor or ground space allows a parallel or front approach and the side reach is unobstructed, the high side reach shall be 48 inches maximum above the finish floor or ground and the low side reach shall be 15 inches minimum above the finish floor or ground.

Citation: 2010 ADAS Section 308.2.1

Where a forward reach is unobstructed, the high forward reach shall be 48 inches (1220 mm) maximum and the low forward reach shall be 15 inches (380 mm) minimum above the finish floor or ground.

2010 ADAS Section 308.3.1

Where a clear floor or ground space allows a parallel approach to an element and the side reach is unobstructed, the high side reach shall be 48 inches (1220 mm) maximum and the low side reach shall be 15 inches (380 mm) minimum above the finish floor or ground.

Kitchen

Finding: 26

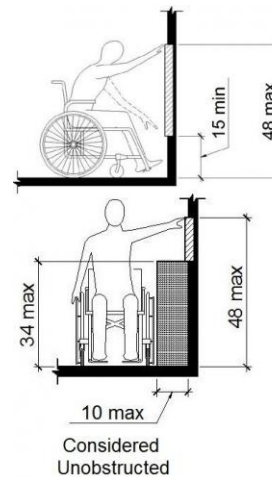
Budget Estimate: \$1,200.00

Recommendation:

Lower fire extinguisher for handle to be 48" max AFF.

Barrier Priority:

3 (Moderate): Should be completed as soon as possible, but there may be other items that will provide greater access to persons with disabilities. (Includes findings that have a high financial impact on the entity in relationship to the degree of access provided).



As Built: The fire extinguisher is not positioned correctly for either a side or front approach.

Where a clear floor or ground space allows a parallel or front approach and the side reach is unobstructed, the high side reach shall be 48 inches maximum above the finish floor or ground and the low side reach shall be 15 inches minimum above the finish floor or ground.

Citation: 2010 ADAS Section 308.2.1

Where a forward reach is unobstructed, the high forward reach shall be 48 inches (1220 mm) maximum and the low forward reach shall be 15 inches (380 mm) minimum above the finish floor or ground.

2010 ADAS Section 308.3.1

Where a clear floor or ground space allows a parallel approach to an element and the side reach is unobstructed, the high side reach shall be 48 inches (1220 mm) maximum and the low side reach shall be 15 inches (380 mm) minimum above the finish floor or ground.

Kitchen

Finding: 27

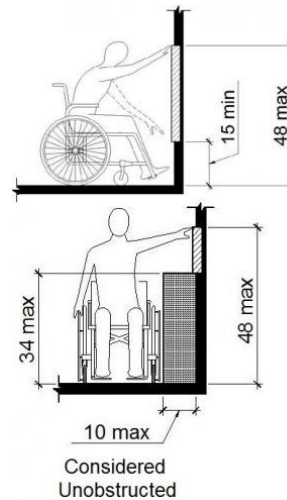

Budget Estimate: \$1,950.00

Recommendation:

Lower fire alarm pull station to 48" max AFF.

Barrier Priority:

3 (Moderate): Should be completed as soon as possible, but there may be other items that will provide greater access to persons with disabilities. (Includes findings that have a high financial impact on the entity in relationship to the degree of access provided).



As Built: The Fire Alarm Pull Station is not positioned correctly for either a side or front approach.

Where a clear floor or ground space allows a parallel or front approach and the side reach is unobstructed, the high side reach shall be 48 inches maximum above the finish floor or ground and the low side reach shall be 15 inches minimum above the finish floor or ground.

Citation: 2010 ADAS Section 308.2.1

Where a forward reach is unobstructed, the high forward reach shall be 48 inches (1220 mm) maximum and the low forward reach shall be 15 inches (380 mm) minimum above the finish floor or ground.

2010 ADAS Section 308.3.1

Where a clear floor or ground space allows a parallel approach to an element and the side reach is unobstructed, the high side reach shall be 48 inches (1220 mm) maximum and the low side reach shall be 15 inches (380 mm) minimum above the finish floor or ground.

Staff Women's Restroom

Finding: 28

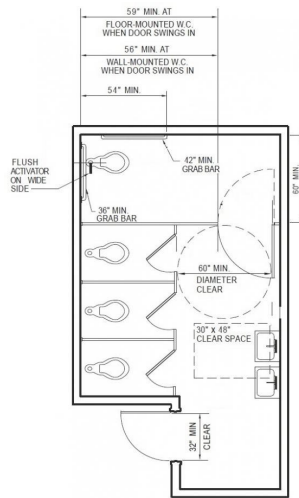

Budget Estimate: \$0.00

Recommendation:

Cannot be made accessible.

Barrier Priority:

3 (Moderate): Should be completed as soon as possible, but there may be other items that will provide greater access to persons with disabilities. (Includes findings that have a high financial impact on the entity in relationship to the degree of access provided).



As Built: The restroom is not compliant. The restroom does not have the required minimum clear floor space or maneuvering clearances for the toilet. The restroom does not have the required minimum clear floor space or maneuvering clearances for the lavatory. The entry door does not contain the required minimum 60 inches maneuvering space on the pull side. The entry door encroach into the required clear floor space for fixtures. No grab bars are installed. Soap Dispenser too high. Mirror reflecting surface above 40". Lavatory has doesn't have lever type faucet.

Citation: 2010 ADAS Section 213.2

Where toilet rooms are provided, each toilet room shall comply with 603. Where bathing rooms are provided, each bathing room shall comply with 603.

Staff Men's Restroom

Finding: 29

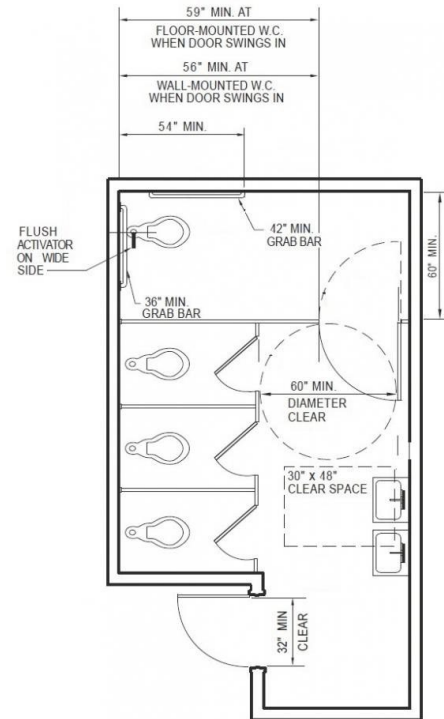
Budget Estimate: \$0.00

Recommendation:

Cannot be made accessible.

Barrier Priority:

3 (Moderate): Should be completed as soon as possible, but there may be other items that will provide greater access to persons with disabilities. (Includes findings that have a high financial impact on the entity in relationship to the degree of access provided).



As Built: The restroom is not nearly compliant. The restroom does not have the required minimum clear floor space or maneuvering clearances for the toilet. The restroom does not have the required minimum clear floor space or maneuvering clearances for the lavatory. The entry door does not contain the required minimum 60 inches maneuvering space on the pull side. The entry door encroaches into the required clear floor space for fixtures. No grab bars are installed. Mirror reflecting surface above 40". Lavatory has does not have lever type faucet. Flush handle wrong side.

Citation: 2010 ADAS Section 213.2

Where toilet rooms are provided, each toilet room shall comply with 603. Where bathing rooms are provided, each bathing room shall comply with 603.

Men's Restroom

Finding: 30

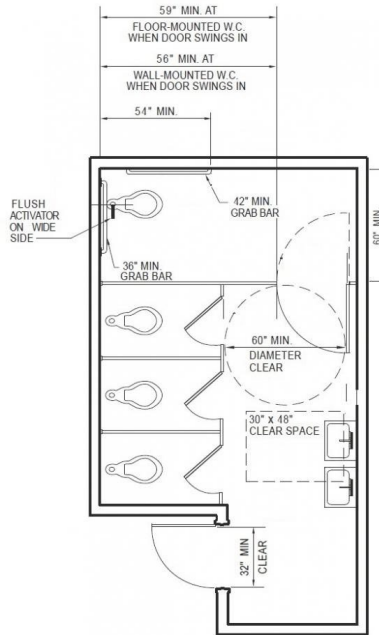
Budget Estimate: \$17,040.00

Recommendation:

Further design required to accommodate compliant restroom.

Barrier Priority:

3 (Moderate): Should be completed as soon as possible, but there may be other items that will provide greater access to persons with disabilities. (Includes findings that have a high financial impact on the entity in relationship to the degree of access provided).



As Built: The restroom is not nearly compliant. The restroom does not have the required minimum clear floor space or maneuvering clearances for the toilet. The restroom does not have the required minimum clear floor space or maneuvering clearances for the lavatory. The entry door does not contain the required minimum 60 inches maneuvering space on the pull side. The entry door encroaches into the required clear floor space for fixtures. Mirror reflecting surface above 40". Lavatory does not have pipe insulation. Toilet less than 16" from wall.

Citation: 2010 ADAS Section 213.2

Where toilet rooms are provided, each toilet room shall comply with 603. Where bathing rooms are provided, each bathing room shall comply with 603.

Women's Restroom

Finding: 31

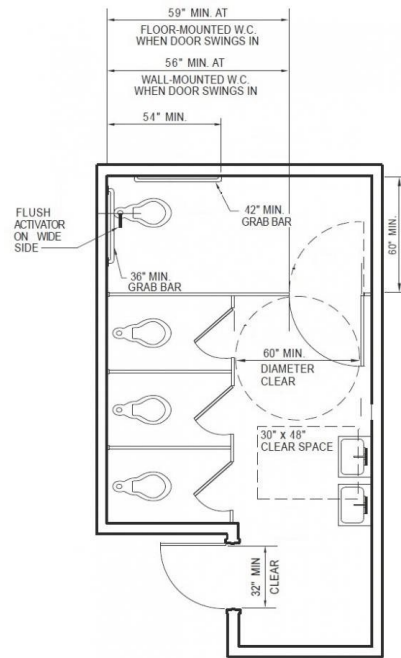
Budget Estimate: \$17,040.00

Recommendation:

Further design required to accommodate compliant restroom.

Barrier Priority:

3 (Moderate): Should be completed as soon as possible, but there may be other items that will provide greater access to persons with disabilities. (Includes findings that have a high financial impact on the entity in relationship to the degree of access provided).



As Built: The restroom is not nearly compliant. The restroom does not have the required minimum clear floor space or maneuvering clearances for the toilet. The restroom does not have the required minimum clear floor space or maneuvering clearances for the lavatory. The entry door does not contain the required minimum 60 inches maneuvering space on the pull side. Rear grab bar incorrect size (lavatory obstructing). Mirror reflecting surface above 40". Lavatory does not have pipe insulation.

Citation: 2010 ADAS Section 213.2

Where toilet rooms are provided, each toilet room shall comply with 603. Where bathing rooms are provided, each bathing room shall comply with 603.

Library

Finding: 32

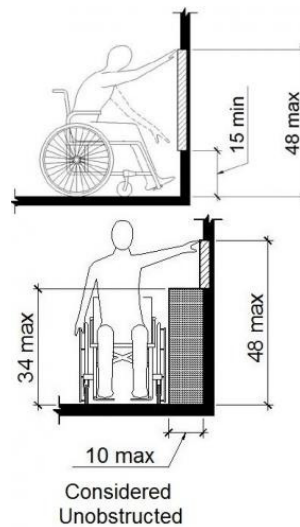
Budget Estimate: \$1,200.00

Recommendation:

Lower paper towel dispenser to 48" max AFF.

Barrier Priority:

3 (Moderate): Should be completed as soon as possible, but there may be other items that will provide greater access to persons with disabilities. (Includes findings that have a high financial impact on the entity in relationship to the degree of access provided).



As Built: The paper towel dispenser is not positioned correctly for either a side or front approach.

Where a clear floor or ground space allows a parallel or front approach and the side reach is unobstructed, the high side reach shall be 48 inches maximum above the finish floor or ground and the low side reach shall be 15 inches minimum above the finish floor or ground.

Citation: 2010 ADAS Section 308.2.1

Where a forward reach is unobstructed, the high forward reach shall be 48 inches (1220 mm) maximum and the low forward reach shall be 15 inches (380 mm) minimum above the finish floor or ground.

2010 ADAS Section 308.3.1

Where a clear floor or ground space allows a parallel approach to an element and the side reach is unobstructed, the high side reach shall be 48 inches (1220 mm) maximum and the low side reach shall be 15 inches (380 mm) minimum above the finish floor or ground.

Civil Findings

East Parking and Entrance: Lat: 36.3391800000; Long: -88.8436100000

Finding: 1

Budget Estimate: \$ 2,400.00

Recommendation:

Provide ramp at each crosswalk with flush transition to asphalt.

Barrier Priority:

1 (High): Should be completed immediately. (Includes findings that have little or no cost, were in violation of the codes at the time of construction or pose an imminent safety threat).



As Built: There is no pedestrian access route at the street crossing.

A curb ramp, blended transition, or a combination of curb ramps and blended transitions shall connect the pedestrian access routes at each pedestrian street crossing. The curb ramp (excluding any flared sides) or blended transition shall be contained wholly within the width of the pedestrian street crossing served.

Citation: 2011 PROWAG Section R207.1

A curb ramp, blended transition, or a combination of curb ramps and blended transitions complying with R304 (Curb Ramps and Blended Transitions) shall connect the pedestrian access routes at each pedestrian street crossing. The curb ramp (excluding any flared sides) or blended transition shall be contained wholly within the width of the pedestrian street crossing served.

East Parking and Entrance; Lat: 36.3398800000, Long: -88.8435000000

Finding: 2

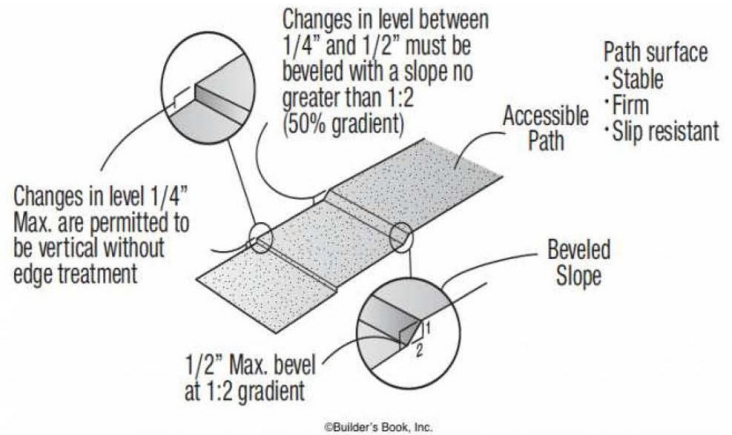
Budget Estimate: \$1,200.00

Recommendation:

Replace ramp to smooth surface with correct slopes to prevent ponding water and sediment build up.

Barrier Priority:

2 (Important): Should be completed as soon as possible. (Includes findings that would remove barriers to the greatest number of people to your goods and services).



As Built: The curb ramp is holding loose gravel and sediment, and also is cracked.

The accessible route contains loose gravel and/or surfaces that do not provide for a stable, firm slip resistant surface.

Citation: 2010 ADAS Section 302.1

Floor and ground surfaces shall be stable, firm, and slip resistant and shall comply with 302.

East Parking and Entrance: Lat: 36.3398600000; Long: -88.8434900000

Finding: 3

Budget Estimate: \$2,000.00

Recommendation:

This appears to be the only signed accessible parking space and only accessible entrance to the building. Non-accessible entrances need directional signage, and 2 spaces (1 van accessible) should be provided for this entrance along the existing angled parking, right of the entrance. The designated space was blocked by a police car. Replace ramp to smooth surface with correct slopes to prevent ponding water and sediment build up.

Barrier Priority:

1 (High): Should be completed immediately. (Includes findings that have little or no cost, were in violation of the codes at the time of construction, or pose an imminent safety threat).



As Built: The van stall is missing a sign identifying it as a van accessible stall.

Parking space identification signs shall include the International Symbol of Accessibility. Signs identifying van parking spaces shall contain the designation "van accessible."

Citation: 2010 ADAS Section 502.6

Parking space identification signs shall include the International Symbol of Accessibility complying with 703.7.2.1. Signs identifying van parking spaces shall contain the designation "van accessible." Signs shall be 60 inches (1525 mm) minimum above the finish floor or ground surface measured to the bottom of the sign.

East Parking and Entrance: Lat: 36.3398600000; Long: -88.8434900000

Finding: 4

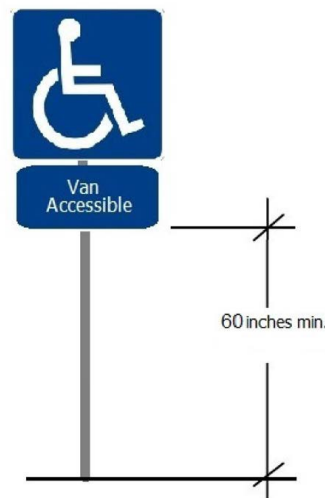
Budget Estimate: Covered in finding #3.

Recommendation:

See finding #3.

Barrier Priority:

4 (Low): Should be completed as soon as possible due to being a technical violation but may not result in providing greater access to persons with disabilities. (Includes findings that are technically violations but provide a moderate to low increase in accessibility compared to the financial impact on the entity).



As Built: The parking sign is mounted too low.

Parking space identification signs shall include the International Symbol of Accessibility. Signs identifying van parking spaces shall contain the designation "van accessible." Signs shall be 60 inches minimum above the finish floor or ground surface measured to the bottom of the sign.

Citation: 2010 ADAS Section 502.6

Parking space identification signs shall include the International Symbol of Accessibility complying with 703.7.2.1. Signs identifying van parking spaces shall contain the designation "van accessible." Signs shall be 60 inches (1525 mm) minimum above the finish floor or ground surface measured to the bottom of the sign.

East Parking and Entrance: Lat: 36.3398600000; Long: -88.8434900000

Finding: 5

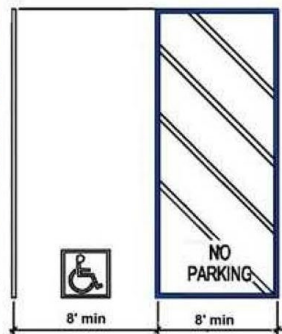
Budget Estimate: Covered in finding #3.

Recommendation:

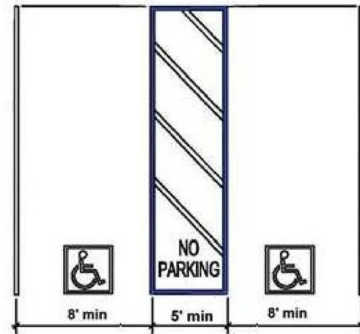
See finding #3.

Barrier Priority:

1 (High): Should be completed immediately. (Includes findings that have little or no cost, were in violation of the codes at the time of construction, or pose an imminent safety threat).



Except for angled van stalls, the access aisle may be on either side of a van stall



Access aisle may be on either side of a standard accessible stall

As Built: The access aisle is missing at the accessible parking stall.

Access aisles serving parking spaces shall adjoin an accessible route. Two parking spaces shall be permitted to share a common access aisle.

Citation: 2010 ADAS Section 502.3.1

Access aisles serving car and van parking spaces shall be 60 inches (1525 mm) wide minimum.

2010 ADAS Section 502.2

Car parking spaces shall be 96 inches (2440 mm) wide minimum and van parking spaces shall be 132 inches (3350 mm) wide minimum, shall be marked to define the width, and shall have an adjacent access aisle complying with 502.3.

North Parking and Entrance: Lat: 36.3407100000; Long: -88.8438300000

Finding: 6

Budget Estimate: Covered in finding #7.

Recommendation:

Remove ramp. See finding #7.

Barrier Priority:

1 (High): Should be completed immediately. (Includes findings that have little or no cost, were in violation of the codes at the time of construction, or pose an imminent safety threat).



As Built: Vehicles block the curb ramp. The ramp flares exceed 10%. No turn radius is provided. Flare is cracked with vertical discontinuity greater than 1/4".

A turning space 48 inches minimum wide by 48 inches minimum in the direction of travel shall be provided at the top of the curb ramp and shall be permitted to overlap other turning spaces and clear spaces.

Where the turning space is constrained at the back-of-sidewalk, the turning space shall be 48 inches minimum by 60 inches minimum.

Citation: 2011 PROWAG Section R304.2. 1

A turning space 1.2 m (4.0 ft) minimum by 1.2 m (4.0 ft) minimum shall be provided at the top of the curb ramp and shall be permitted to overlap other turning spaces and clear spaces. Where the turning space is constrained at the back-of-sidewalk, the turning space shall be 1.2 m (4.0 ft) minimum by 1.5 m (5.0 ft) minimum. The 1.5 m (5.0 ft) dimension shall be provided in the direction of the ramp run.

North Parking and Entrance: Lat: 36.3400500000; Long: -88.8438600000

Finding: 7

Budget Estimate: \$6,500.00

Recommendation:

Demo sidewalk and relocate to east side of driveway to create new accessible route from city sidewalk to entry.

Barrier Priority:

4 (Low): Should be completed as soon as possible due to being a technical violation but may not result in providing greater access to persons with disabilities. (Includes findings that are technical violations but provide a moderate to low increase in accessibility compared to the financial impact on the entity).



As Built: Sidewalk follows grade of adjacent parking, over 5%, but not along accessible route to an accessible entrance. The grade of the pedestrian access route is too steep. Where pedestrian access routes are not contained within a street or highway right-of-way, the grade of pedestrian access routes shall be 5 percent maximum.

Citation: 2011 PROWAG Section R302.5

Except as provided in R302.5.1, where pedestrian access routes are contained within a street or highway right-of-way, the grade of pedestrian access routes shall not exceed the general grade established for the adjacent street or highway. Where pedestrian access routes are not contained within a street or highway right-of-way, the grade of pedestrian access routes shall be 5 percent maximum.

Advisory R302.5 Grade. The grade requirements in R302.5 apply to sidewalks and other pedestrian circulation paths, pedestrian street crossings and at-grade rail crossings, and pedestrian overpasses and underpasses and similar structures (see R302.2). The grade of the pedestrian access route is measured parallel to the direction of pedestrian travel. Running slope requirements are contained in R304.2.2 for perpendicular curb ramps, in R304.3.2 for parallel curb ramps, in R304.4. 1 for blended transitions, and in R407.2 for ramps.

North Parking and Entrance; Lat: 36.3400500000, Long: -88.8438600000

Finding: 8

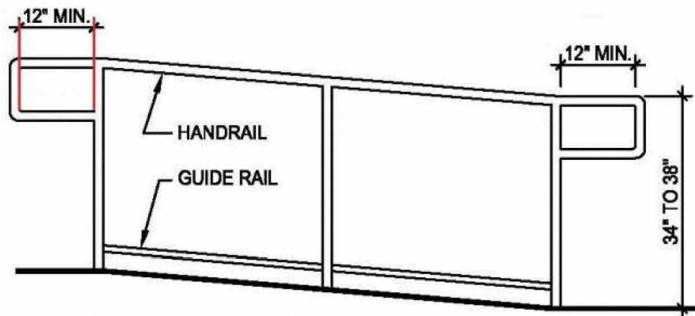
Budget Estimate: Covered in finding #7.

Recommendation:

Refer to finding #7.

Barrier Priority:

4 (Low): Should be completed as soon as possible due to being a technical violation but may not result in providing greater access to persons with disabilities. (Includes findings that are technical violations but provide a moderate to low increase in accessibility compared to the financial impact on the entity).



As Built: The ramp does not have compliant handrails.

Handrails are required on both sides of all surfaces that are sloped greater than 5 percent (1:20). Handrails must be between 34 inches and 38 inches above the ramp surface, must extend beyond the top and bottom of the ramp 12 inches and be parallel to the floor or ground surface. The diameter of the handrails must be between 1 inches and 2 inches in cross-sectional nominal dimension for circular handrails and handrail gripping surfaces with a non-circular cross section shall have a perimeter dimension of 4 inches minimum and 6 inches maximum, and a cross-section dimension of 2 inches maximum. The clear space between handrails and walls must 1-1/2 inches minimum.

Citation: 2011 PROWAG Section R409.1

Handrails required at ramps and stairways, and handrails provided on pedestrian circulation paths shall comply with R409 (Handrails).

West Parking and Entrance: Lat: 36.3400500000; Long: -88.8438600000

Finding: 9

Budget Estimate: \$250.00

Recommendation:

Provide signage at non-accessible entrances.

Barrier Priority:

2 (Important): Should be completed as soon as possible. (Includes findings that would remove barriers to the greatest number of people to your goods and services).



As Built: The entrance is not accessible and is missing signage. An identification sign identifying that this entrance is not accessible and directional signage pointing to the accessible entrance is required.

When a directional sign is required, it should be located to minimize backtracking. In some cases, this could mean locating a sign at the beginning of a route, not just at the inaccessible entrances to a building.

Citation: 2010 ADAS Section 216.6

Where not all entrances comply with 404, entrances complying with 404 shall be identified by the International Symbol of Accessibility complying with 703.7.2.1. Directional signs complying with 703.5 that indicate the location of the nearest entrance complying with 404 shall be provided at entrances that do not comply with 404.

West Parking and Entrance: Lat: 36.3402100000; Long: -88.8447300000

Finding: 10

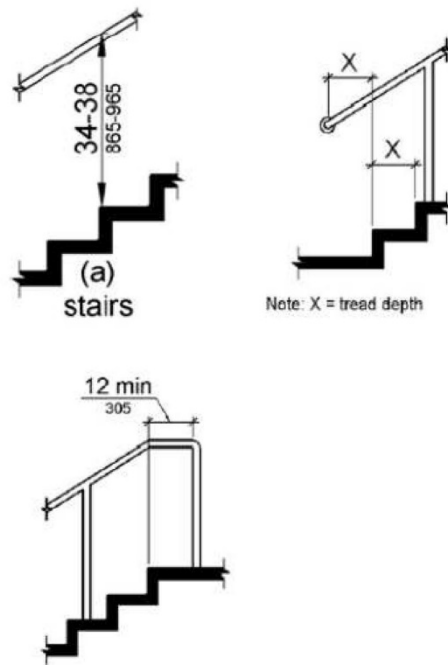

Budget Estimate: \$4,000.00

Recommendation:

Provide handrails.

Barrier Priority:

3 (Moderate): Should be completed as soon as possible, but there may be other items that will provide greater access to persons with disabilities. (Includes findings that have a high financial impact on the entity in relationship to the degree of access provided).



As Built: Stairways must have handrails on both sides.

Handrails and their extensions must be between 34 inches and 38 inches above the stair nosing or ground.

The top handrails shall extend a minimum of 12 inches beyond the top nosing and shall be parallel with the floor or ground surface. At the bottom of a stair flight, handrails shall extend at the slope of the stair flight for a horizontal distance at least equal to one tread depth beyond the last riser nosing. Extension shall return to a wall, guard, or the landing surface, or shall be continuous to the handrail of an adjacent stair flight.

Citation: 2010 ADAS Section 505.2

Handrails shall be provided on both sides of stairs and ramps.

PROJECT & BUDGET RECOMMENDATIONS

FINDINGS & RECOMMENDATIONS – MARTIN PRIMARY SCHOOL

The existing Martin Primary School has significant ADA compliance deficiencies. After discussion with the City, the decision was made to provide an accessible entry way and accessible parking spaces with appropriate signage, to provide a compliant public restroom, and to lower specific fire extinguishers, fire alarm pulls, light switches, defibrillators, call buttons, drinking fountains, and thermostats throughout the building. The remainder of the facility will remain as currently designed.

PRIORITY 1 (High)			
Estimated Cost	Location	Finding	Distress / Description / Recommendation
\$4,400.00	Total		
\$2,400.00	East Parking and Entrance	1	Provide ramp at each crosswalk with flush transition to asphalt.
\$2,000.00	East Parking and Entrance	3	This appears to be the only signed accessible parking space and only accessible entrance to the building. Non-accessible entrances need directional signage, and 2 spaces (1 van accessible) should be provided for this entrance along the existing angled parking, right of the entrance. The designated space was blocked by a police car. Replace ramp to smooth surface with correct slopes to prevent ponding water and sediment build up.
Covered in Finding 3	East Parking and Entrance	5	This appears to be the only signed accessible parking space and only accessible entrance to the building. Non-accessible entrances need directional signage, and 2 spaces (1 van accessible) should be provided for this entrance along the existing angled parking, right of the entrance. The designated space was blocked by a police car. Replace ramp to smooth surface with correct slopes to prevent ponding water and sediment build up.
Covered in Finding 7	North Parking and Entrance	6	Remove Ramp.

PRIORITY 2 (Important)			
Estimated Cost	Location	Finding	Distress / Description / Recommendation
\$1,450.00	Total		
\$1,200.00	East Parking and Entrance	2	Replace ramp to smooth surface with correct slopes to prevent ponding water and sediment build up.

\$250.00	West Parking and Entrance	9	Provide signage at non-accessible entrances.
----------	---------------------------	---	--

PRIORITY 3 (Moderate)			
Estimated Cost	Location	Finding	Distress / Description / Recommendation
\$145,948.75	Total		
\$1,950.00	Lobby	1	Lower fire alarm pull station to 48" max AFF.
\$1,950.00	Lobby	2	Lower fire alarm pull station to 48" max AFF.
\$1,950.00	General	3	Lower all light switches for top to be 48" max AFF.
\$1,200.00	General	4	Lower defibrillator for handle to be 48" max AFF.
\$1,950.00	General	5	Lower call buttons to 48" max AFF.
\$1,275.00	General	6	Provide lever type handle on all doors.
\$1,950.00	General	7	Lower fire alarm pull station to 48" max AFF.
\$19,875.00	Staff Toilet	8	Further design required to accommodate compliant restroom.
\$5,043.75	Staff Toilet	9	Install new wall mounted countertop with sink. Rim of sink to be 34" max AFF.
\$1,950.00	Corridor	10	Lower thermostat to 48" max AFF.
\$20,725.00	Corridor	11	Install new drinking fountain and alcove to comply with requirements. Further design required to accommodate alcove.
\$1,200.00	Corridor	12	Lower fire extinguisher for handle to be 48" max AFF.
\$1,200.00	Corridor	13	Lower defibrillator for handle to be 48" max AFF.
\$1,950.00	Corridor	14	Lower fire alarm pull station to 48" max AFF.
\$3,900.00	Corridor	15	Lower fire alarm pull station and switch to 48" max AFF.
\$1,950.00	Corridor	16	Lower fire alarm pull station to 48" max AFF.
\$1,950.00	Corridor	17	Lower thermostat to 48" max AFF.
\$1,950.00	Corridor	18	Lower fire alarm pull station to 48" max AFF.
\$20,725.00	Corridor	19	Provide Alcove for drinking fountain for pedestrian protection.
\$3,300.00	Cafeteria	20	Remove vanity and provide wall mounted sink at 29" max AFF with required knee clearance.
\$1,950.00	Cafeteria	21	Lower fire alarm pull station to 48" max AFF.
\$20,725.00	Cafeteria	22	Lower drinking fountain for rim to be 30" AFF, relocate for required clearance from exit doors.
\$1,950.00	Cafeteria	23	Lower fire alarm pull station to 48" max AFF.
\$1,200.00	Cafeteria	24	Move food serving to provide required width clearance.
\$1,200.00	Kitchen	25	Lower paper towel dispenser to 48" max AFF.

PRIORITY 3 (Moderate)			
\$1,200.00	Kitchen	26	Lower fire extinguisher for handle to be 48" max AFF.
\$1,950.00	Kitchen	27	Lower fire alarm pull station to 48" max AFF.
\$0.00	Staff Women's Restroom	28	Cannot be made accessible.
\$0.00	Staff Men's Restroom	29	Cannot be made accessible.
\$17,040.00	Men's Restroom	30	Further design required to accommodate compliant restroom.
\$17,040.00	Women's Restroom	31	Further design required to accommodate compliant restroom.
\$1,200.00	Library	32	Lower paper towel dispenser to 48" max AFF
\$4,000.00	West Parking and Entrance	10	Provide handrails.

PRIORITY 4 (Low)			
Estimated Cost	Location	Finding	Distress / Description / Recommendation
\$8,500.00	Total		
\$2,000.00	East Parking and Entrance	4	This appears to be the only signed accessible parking space and only accessible entrance to the building. Non-accessible entrances need directional signage, and 2 spaces (1 van accessible) should be provided for this entrance along the existing angled parking, right of the entrance. The designated space was blocked by a police car. Replace ramp to smooth surface with correct slopes to prevent ponding water and sediment build up.
\$6,500.00	North Parking and Entrance	7	Demo sidewalk and relocate to east side of driveway to create new accessible route from city sidewalk to entry.
Covered in Finding 7	North Parking and Entrance	8	Demo sidewalk and relocate to east side of driveway to create new accessible route from city sidewalk to entry.

Westview High School

8161 Hwy. 45 South, Martin, TN 38237



Architectural Findings

Corridor

Finding: 1

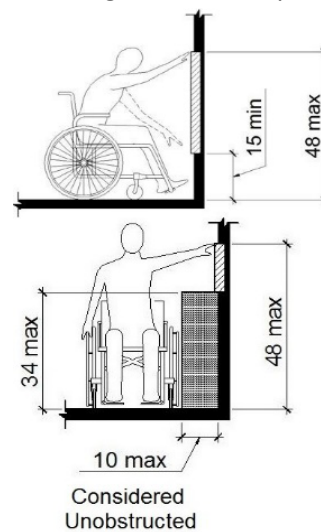
Budget Estimate: \$1,950.00

Recommendation:

Lower Fire Alarm Annunciator for all operable components to be 48" max AFF.

Barrier Priority:

3 (Moderate): Should be completed as soon as possible, but there may be other items that will provide greater access to persons with disabilities. (Includes findings that have a high financial impact on the entity in relationship to the degree of access provided).



As Built: The Fire Alarm Annunciator is not positioned correctly for either a side or front approach.

Where a clear floor or ground space allows a parallel or front approach and the side reach is unobstructed, the high side reach shall be 48 inches maximum above the finish floor or ground and the low side reach shall be 15 inches minimum above the finish floor or ground.

Citation: 2010 ADAS Section 308.2.1

Where a forward reach is unobstructed, the high forward reach shall be 48 inches (1220 mm) maximum and the low forward reach shall be 15 inches (380 mm) minimum above the finish floor or ground.

2010 ADAS Section 308.3.1

Where a clear floor or ground space allows a parallel approach to an element and the side reach is unobstructed, the high side reach shall be 48 inches (1220 mm) maximum and the low side reach shall be 15 inches (380 mm) minimum above the finish floor or ground.

Corridor

Finding: 2

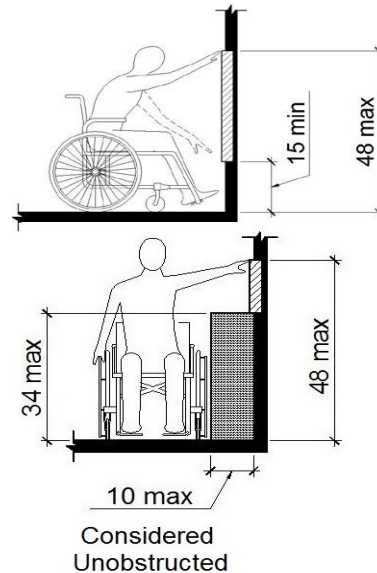
Budget Estimate: \$1,950.00

Recommendation:

Lower thermostat for all operable components to be 48" max AFF.

Barrier Priority:

3 (Moderate): Should be completed as soon as possible, but there may be other items that will provide greater access to persons with disabilities. (Includes findings that have a high financial impact on the entity in relationship to the degree of access provided).



As Built: The thermostat is not positioned correctly for either a side or front approach.

Where a clear floor or ground space allows a parallel or front approach and the side reach is unobstructed, the high side reach shall be 48 inches maximum above the finish floor or ground and the low side reach shall be 15 inches minimum above the finish floor or ground.

Citation: 2010 ADAS Section 308.2.1

Where a forward reach is unobstructed, the high forward reach shall be 48 inches (1220 mm) maximum and the low forward reach shall be 15 inches (380 mm) minimum above the finish floor or ground.

2010 ADAS Section 308.3.1

Where a clear floor or ground space allows a parallel approach to an element and the side reach is unobstructed, the high side reach shall be 48 inches (1220 mm) maximum and the low side reach shall be 15 inches (380 mm) minimum above the finish floor or ground.

Corridor

Finding: 3

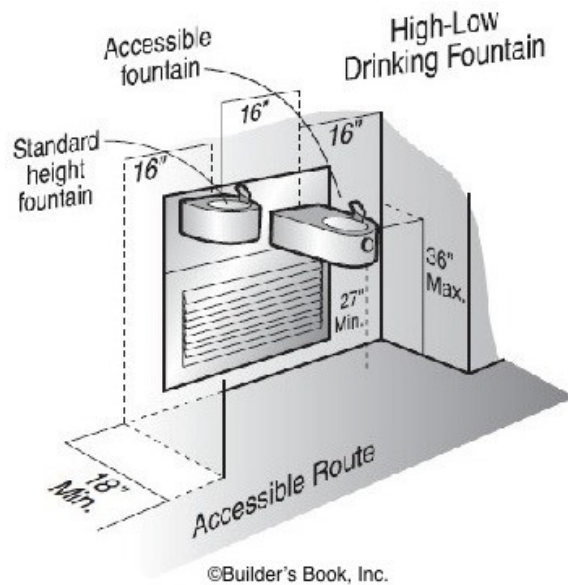
Budget Estimate: \$20,725.00

Recommendation:

Re-locate both drinking fountains for proper clearance from wall.

Barrier Priority:

3 (Moderate): Should be completed as soon as possible, but there may be other items that will provide greater access to persons with disabilities. (Includes findings that have a high financial impact on the entity in relationship to the degree of access provided).



As Built: The drinking fountain is noncompliant.

Spout outlets shall be 36 inches maximum above the finish floor or ground and be located 15 inches minimum from the vertical support and 5 inches maximum from the front edge of the unit, including bumpers. The spout shall provide a flow of water at least 4 inches high minimum and shall be located 5 inches maximum from the front of the unit. The angle of the water stream shall be measured horizontally relative to the front face of the unit. Where spouts are located less than 3 inches of the front of the unit, the angle of the water stream shall be 30 degrees maximum. Where spouts are located between 3 inches and 5 inches maximum from the front of the unit, the angle of the water stream shall be 15 degrees maximum. On an accessible drinking fountain with a round or oval bowl, the spout must be positioned so the flow of water is within 3 inches of the front edge of the fountain.

Citation: 2010 ADAS Section 602.1

Drinking fountains shall comply with 307 and 602.

Corridor

Finding: 4

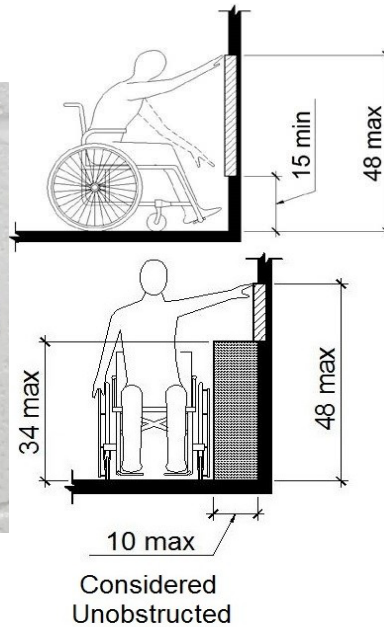
Budget Estimate: \$1,950.00

Recommendation:

Lower fire alarm pull station for top to be 48" max AFF.

Barrier Priority:

3 (Moderate): Should be completed as soon as possible, but there may be other items that will provide greater access to persons with disabilities. (Includes findings that have a high financial impact on the entity in relationship to the degree of access provided).



As Built: The fire alarm pull station is not positioned correctly for either a side or front approach.

Where a clear floor or ground space allows a parallel or front approach and the side reach is unobstructed, the high side reach shall be 48 inches maximum above the finish floor or ground and the low side reach shall be 15 inches minimum above the finish floor or ground.

Citation: 2010 ADAS Section 308.2.1

Where a forward reach is unobstructed, the high forward reach shall be 48 inches (1220 mm) maximum and the low forward reach shall be 15 inches (380 mm) minimum above the finish floor or ground.

2010 ADAS Section 308.3.1

Where a clear floor or ground space allows a parallel approach to an element and the side reach is unobstructed, the high side reach shall be 48 inches (1220 mm) maximum and the low side reach shall be 15 inches (380 mm) minimum above the finish floor or ground.

Corridor

Finding: 5

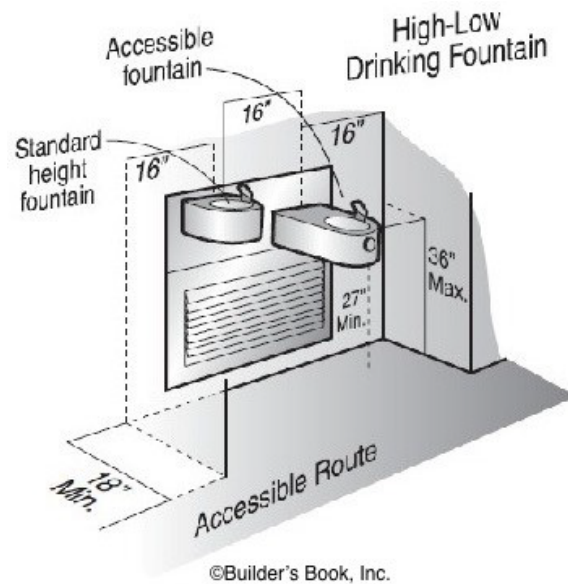
Budget Estimate: \$20,725.00

Recommendation:

Remove the left drinking fountain and center wheelchair accessible drinking fountain on this wall.

Barrier Priority:

3 (Moderate): Should be completed as soon as possible, but there may be other items that will provide greater access to persons with disabilities. (Includes findings that have a high financial impact on the entity in relationship to the degree of access provided).



As Built: The drinking fountain is noncompliant.

Spout outlets shall be 36 inches maximum above the finish floor or ground and be located 15 inches minimum from the vertical support and 5 inches maximum from the front edge of the unit, including bumpers. The spout shall provide a flow of water at least 4 inches high minimum and shall be located 5 inches maximum from the front of the unit. The angle of the water stream shall be measured horizontally relative to the front face of the unit. Where spouts are located less than 3 inches of the front of the unit, the angle of the water stream shall be 30 degrees maximum. Where spouts are located between 3 inches and 5 inches maximum from the front of the unit, the angle of the water stream shall be 15 degrees maximum. On an accessible drinking fountain with a round or oval bowl, the spout must be positioned so the flow of water is within 3 inches of the front edge of the fountain.

Citation: 2010 ADAS Section 602.1

Drinking fountains shall comply with 307 and 602.

Corridor

Finding: 6

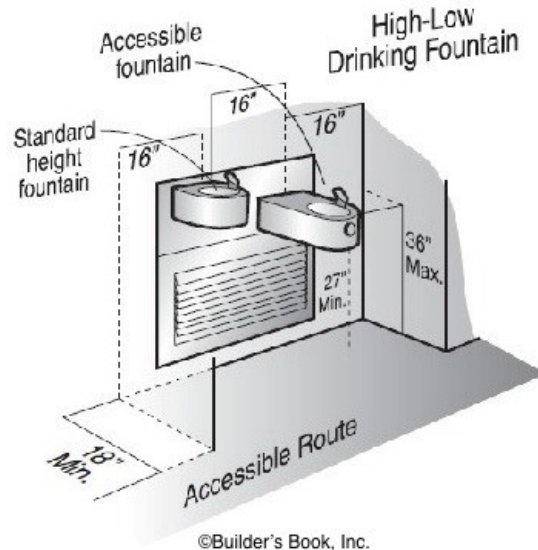

Budget Estimate: \$18,187.50

Recommendation:

Remove the left drinking fountain and center wheelchair accessible drinking fountain on this wall.

Barrier Priority:

3 (Moderate): Should be completed as soon as possible, but there may be other items that will provide greater access to persons with disabilities. (Includes findings that have a high financial impact on the entity in relationship to the degree of access provided).



As Built: The drinking fountain is noncompliant.

Spout outlets shall be 36 inches maximum above the finish floor or ground and be located 15 inches minimum from the vertical support and 5 inches maximum from the front edge of the unit, including bumpers. The spout shall provide a flow of water at least 4 inches high minimum and shall be located 5 inches maximum from the front of the unit. The angle of the water stream shall be measured horizontally relative to the front face of the unit. Where spouts are located less than 3 inches of the front of the unit, the angle of the water stream shall be 30 degrees maximum. Where spouts are located between 3 inches and 5 inches maximum from the front of the unit, the angle of the water stream shall be 15 degrees maximum. On an accessible drinking fountain with a round or oval bowl, the spout must be positioned so the flow of water is within 3 inches of the front edge of the fountain.

Citation: 2010 ADAS Section 602.1

Drinking fountains shall comply with 307 and 602.

Corridor

Finding: 7

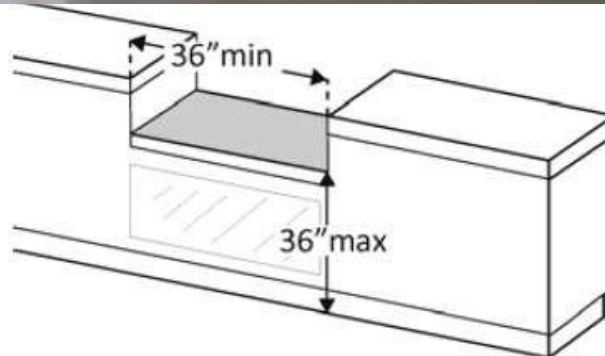
Budget Estimate: \$18,187.50

Recommendation:

Lower countertop with minimum 17" countertop overhang depth. Max height for counter to be 36"

Barrier Priority:

3 (Moderate): Should be completed as soon as possible, but there may be other items that will provide greater access to persons with disabilities. (Includes findings that have a high financial impact on the entity in relationship to the degree of access provided)



As Built: The counter is too high.

A portion of the counter surface that is 36 inches long minimum and 36 inches high maximum above the finish floor shall be provided. Knee and toe space must be provided for a forward approach. A 30 inch by 48-inch clear floor space on an accessible route must be provided for either a forward or parallel approach.

Citation: 2010 ADAS Section 904.4.2

A portion of the counter surface that is 30 inches (760 mm) long minimum and 36 inches (915 mm) high maximum shall be provided. Knee and toe space complying with 306 shall be provided under the counter. A clear floor or ground space complying with 305 shall be positioned for a forward approach to the counter.

2010 ADAS Section 904.4.1

A portion of the counter surface that is 36 inches (915 mm) long minimum and 36 inches (915 mm) high maximum above the finish floor shall be provided. A clear floor or ground space complying with 305 shall be positioned for a parallel approach adjacent to the 36 inch (915 mm) minimum length of counter.

Corridor

Finding: 8

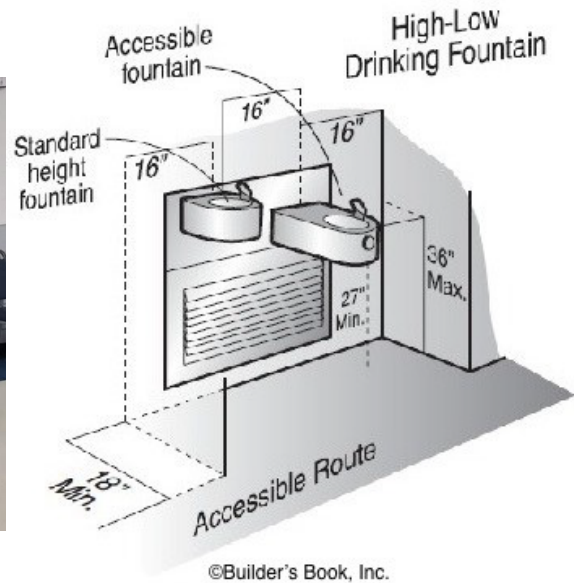
Budget Estimate: \$20,725.00

Recommendation:

Remove the left drinking fountain and center wheelchair accessible drinking fountain on this wall.

Barrier Priority:

3 (Moderate): Should be completed as soon as possible, but there may be other items that will provide greater access to persons with disabilities. (Includes findings that have a high financial impact on the entity in relationship to the degree of access provided).



As Built: The drinking fountain is noncompliant.

Spout outlets shall be 36 inches maximum above the finish floor or ground and be located 15 inches minimum from the vertical support and 5 inches maximum from the front edge of the unit, including bumpers. The spout shall provide a flow of water at least 4 inches high minimum and shall be located 5 inches maximum from the front of the unit. The angle of the water stream shall be measured horizontally relative to the front face of the unit. Where spouts are located less than 3 inches of the front of the unit, the angle of the water stream shall be 30 degrees maximum. Where spouts are located between 3 inches and 5 inches maximum from the front of the unit, the angle of the water stream shall be 15 degrees maximum. On an accessible drinking fountain with a round or oval bowl, the spout must be positioned so the flow of water is within 3 inches of the front edge of the fountain.

Citation: 2010 ADAS Section 602.1

Drinking fountains shall comply with 307 and 602.

Corridor

Finding: 9

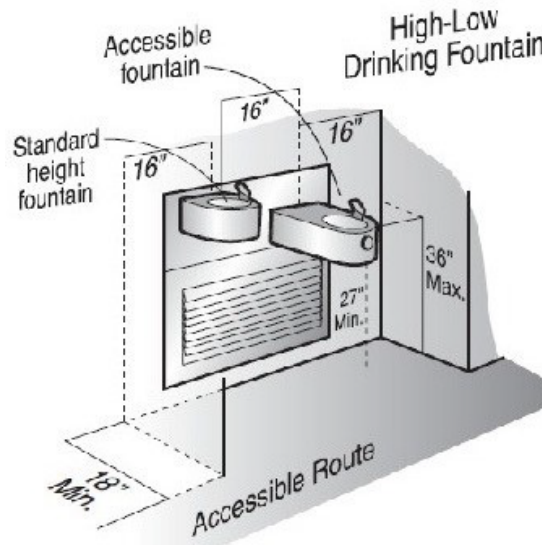
Budget Estimate: \$20,725.00

Recommendation:

Remove the left drinking fountain and center wheelchair accessible drinking fountain on this wall.

Barrier Priority:

3 (Moderate): Should be completed as soon as possible, but there may be other items that will provide greater access to persons with disabilities. (Includes findings that have a high financial impact on the entity in relationship to the degree of access provided).



As Built: The drinking fountain is noncompliant.

Spout outlets shall be 36 inches maximum above the finish floor or ground and be located 15 inches minimum from the vertical support and 5 inches maximum from the front edge of the unit, including bumpers. The spout shall provide a flow of water at least 4 inches high minimum and shall be located 5 inches maximum from the front of the unit. The angle of the water stream shall be measured horizontally relative to the front face of the unit. Where spouts are located less than 3 inches of the front of the unit, the angle of the water stream shall be 30 degrees maximum. Where spouts are located between 3 inches and 5 inches maximum from the front of the unit, the angle of the water stream shall be 15 degrees maximum. On an accessible drinking fountain with a round or oval bowl, the spout must be positioned so the flow of water is within 3 inches of the front edge of the fountain.

Citation: 2010 ADAS Section 602.1

Drinking fountains shall comply with 307 and 602.

Corridor

Finding: 10

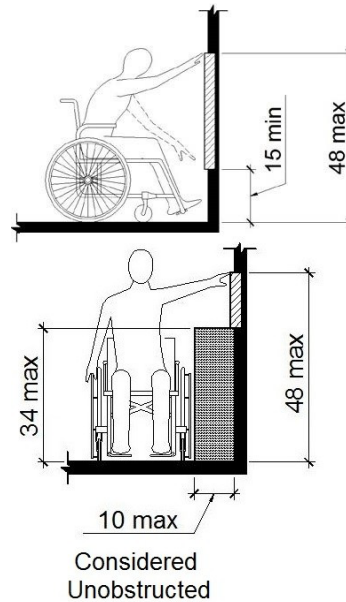
Budget Estimate: \$1,950.00

Recommendation:

Lower thermostat for all operable components to be 48" max AFF.

Barrier Priority:

3 (Moderate): Should be completed as soon as possible, but there may be other items that will provide greater access to persons with disabilities. (Includes findings that have a high financial impact on the entity in relationship to the degree of access provided).



As Built: The thermostat is not positioned correctly for either a side or front approach.

Where a clear floor or ground space allows a parallel or front approach and the side reach is unobstructed, the high side reach shall be 48 inches maximum above the finish floor or ground and the low side reach shall be 15 inches minimum above the finish floor or ground.

Citation: 2010 ADAS Section 308.2.1

Where a forward reach is unobstructed, the high forward reach shall be 48 inches (1220 mm) maximum and the low forward reach shall be 15 inches (380 mm) minimum above the finish floor or ground.

2010 ADAS Section 308.3.1

Where a clear floor or ground space allows a parallel approach to an element and the side reach is unobstructed, the high side reach shall be 48 inches (1220 mm) maximum and the low side reach shall be 15 inches (380 mm) minimum above the finish floor or ground.

Corridor

Finding: 11

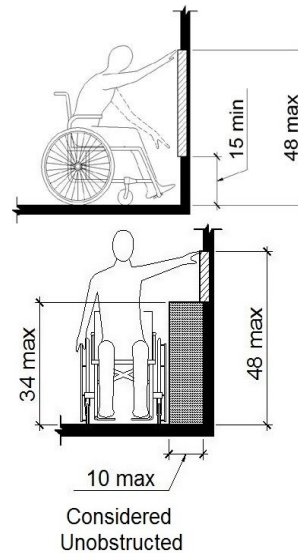
Budget Estimate: \$1,950.00

Recommendation:

Lower fire alarm pull station for top to be 48" max AFF.

Barrier Priority:

3 (Moderate): Should be completed as soon as possible, but there may be other items that will provide greater access to persons with disabilities. (Includes findings that have a high financial impact on the entity in relationship to the degree of access provided).



As Built: The fire alarm pull station is not positioned correctly for either a side or front approach.

Where a clear floor or ground space allows a parallel or front approach and the side reach is unobstructed, the high side reach shall be 48 inches maximum above the finish floor or ground and the low side reach shall be 15 inches minimum above the finish floor or ground.

Citation: 2010 ADAS Section 308.2.1

Where a forward reach is unobstructed, the high forward reach shall be 48 inches (1220 mm) maximum and the low forward reach shall be 15 inches (380 mm) minimum above the finish floor or ground.

2010 ADAS Section 308.3.1

Where a clear floor or ground space allows a parallel approach to an element and the side reach is unobstructed, the high side reach shall be 48 inches (1220 mm) maximum and the low side reach shall be 15 inches (380 mm) minimum above the finish floor or ground.

Corridor

Finding: 12

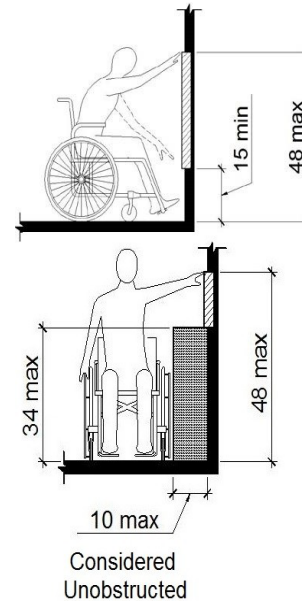
Budget Estimate: \$1,950.00

Recommendation:

Lower thermostat for all operable components to be 48" max AFF.

Barrier Priority:

3 (Moderate): Should be completed as soon as possible, but there may be other items that will provide greater access to persons with disabilities. (Includes findings that have a high financial impact on the entity in relationship to the degree of access provided).



As Built: The thermostat is not positioned correctly for either a side or front approach.

Where a clear floor or ground space allows a parallel or front approach and the side reach is unobstructed, the high side reach shall be 48 inches maximum above the finish floor or ground and the low side reach shall be 15 inches minimum above the finish floor or ground.

Citation: 2010 ADAS Section 308.2.1

Where a forward reach is unobstructed, the high forward reach shall be 48 inches (1220 mm) maximum and the low forward reach shall be 15 inches (380 mm) minimum above the finish floor or ground.

2010 ADAS Section 308.3.1

Where a clear floor or ground space allows a parallel approach to an element and the side reach is unobstructed, the high side reach shall be 48 inches (1220 mm) maximum and the low side reach shall be 15 inches (380 mm) minimum above the finish floor or ground.

Corridor

Finding: 13

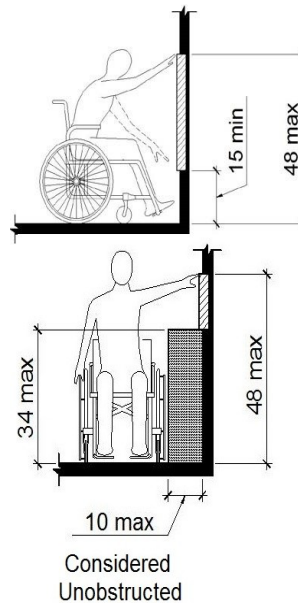
Budget Estimate: \$1,950.00

Recommendation:

Lower fire alarm pull station for top to be 48" max AFF.

Barrier Priority:

3 (Moderate): Should be completed as soon as possible, but there may be other items that will provide greater access to persons with disabilities. (Includes findings that have a high financial impact on the entity in relationship to the degree of access provided).



As Built: The fire alarm pull station is not positioned correctly for either a side or front approach.

Where a clear floor or ground space allows a parallel or front approach and the side reach is unobstructed, the high side reach shall be 48 inches maximum above the finish floor or ground and the low side reach shall be 15 inches minimum above the finish floor or ground.

Citation: 2010 ADAS Section 308.2.1

Where a forward reach is unobstructed, the high forward reach shall be 48 inches (1220 mm) maximum and the low forward reach shall be 15 inches (380 mm) minimum above the finish floor or ground.

2010 ADAS Section 308.3.1

Where a clear floor or ground space allows a parallel approach to an element and the side reach is unobstructed, the high side reach shall be 48 inches (1220 mm) maximum and the low side reach shall be 15 inches (380 mm) minimum above the finish floor or ground.

Corridor

Finding: 14

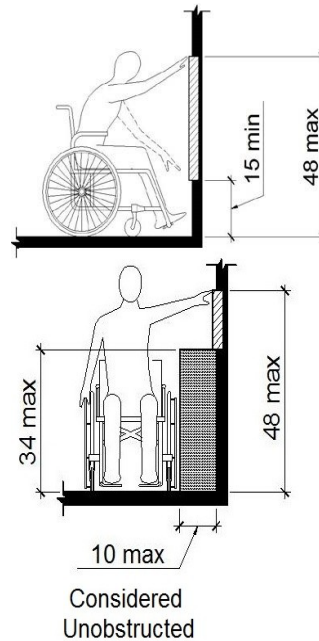
Budget Estimate: \$1,950.00

Recommendation:

Lower fire alarm pull station for top to be 48" max AFF.

Barrier Priority:

3 (Moderate): Should be completed as soon as possible, but there may be other items that will provide greater access to persons with disabilities. (Includes findings that have a high financial impact on the entity in relationship to the degree of access provided).



As Built: The fire alarm pull station is not positioned correctly for either a side or front approach.

Where a clear floor or ground space allows a parallel or front approach and the side reach is unobstructed, the high side reach shall be 48 inches maximum above the finish floor or ground and the low side reach shall be 15 inches minimum above the finish floor or ground.

Citation:

2010 ADAS Section 308.2.1

Where a forward reach is unobstructed, the high forward reach shall be 48 inches (1220 mm) maximum and the low forward reach shall be 15 inches (380 mm) minimum above the finish floor or ground.

2010 ADAS Section 308.3.1

Where a clear floor or ground space allows a parallel approach to an element and the side reach is unobstructed, the high side reach shall be 48 inches (1220 mm) maximum and the low side reach shall be 15 inches (380 mm) minimum above the finish floor or ground.

Corridor

Finding: 15

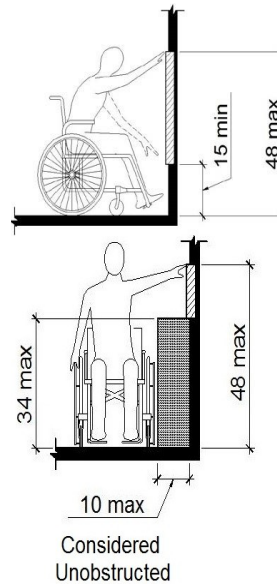
Budget Estimate: \$1,950.00

Recommendation:

Lower fire alarm pull station for top to be 48" max AFF.

Barrier Priority:

3 (Moderate): Should be completed as soon as possible, but there may be other items that will provide greater access to persons with disabilities. (Includes findings that have a high financial impact on the entity in relationship to the degree of access provided).



As Built: The fire alarm pull station is not positioned correctly for either a side or front approach.

Where a clear floor or ground space allows a parallel or front approach and the side reach is unobstructed, the high side reach shall be 48 inches maximum above the finish floor or ground and the low side reach shall be 15 inches minimum above the finish floor or ground.

Citation: 2010 ADAS Section 308.2.1

Where a forward reach is unobstructed, the high forward reach shall be 48 inches (1220 mm) maximum and the low forward reach shall be 15 inches (380 mm) minimum above the finish floor or ground.

2010 ADAS Section 308.3.1

Where a clear floor or ground space allows a parallel approach to an element and the side reach is unobstructed, the high side reach shall be 48 inches (1220 mm) maximum and the low side reach shall be 15 inches (380 mm) minimum above the finish floor or ground.

Corridor

Finding: 16

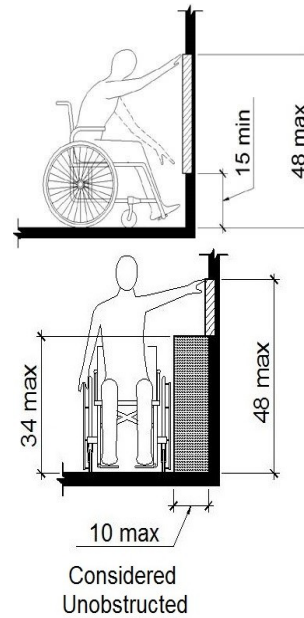
Budget Estimate: \$1,950.00

Recommendation:

Lower thermostat for all operable components to be 48" max AFF.

Barrier Priority:

3 (Moderate): Should be completed as soon as possible, but there may be other items that will provide greater access to persons with disabilities. (Includes findings that have a high financial impact on the entity in relationship to the degree of access provided).



As Built: The thermostat is not positioned correctly for either a side or front approach.

Where a clear floor or ground space allows a parallel or front approach and the side reach is unobstructed, the high side reach shall be 48 inches maximum above the finish floor or ground and the low side reach shall be 15 inches minimum above the finish floor or ground.

Citation: 2010 ADAS Section 308.2.1

Where a forward reach is unobstructed, the high forward reach shall be 48 inches (1220 mm) maximum and the low forward reach shall be 15 inches (380 mm) minimum above the finish floor or ground.

2010 ADAS Section 308.3.1

Where a clear floor or ground space allows a parallel approach to an element and the side reach is unobstructed, the high side reach shall be 48 inches (1220 mm) maximum and the low side reach shall be 15 inches (380 mm) minimum above the finish floor or ground.

Corridor

Finding: 17

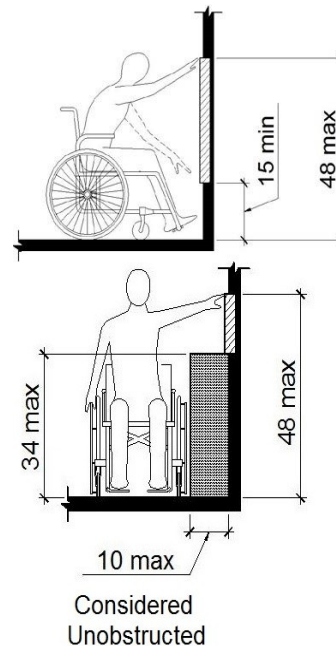

Budget Estimate: \$1,950.00

Recommendation:

Lower fire alarm pull station for top to be 48" max AFF.

Barrier Priority:

3 (Moderate): Should be completed as soon as possible, but there may be other items that will provide greater access to persons with disabilities. (Includes findings that have a high financial impact on the entity in relationship to the degree of access provided).



As Built: The fire alarm pull station is not positioned correctly for either a side or front approach.

Where a clear floor or ground space allows a parallel or front approach and the side reach is unobstructed, the high side reach shall be 48 inches maximum above the finish floor or ground and the low side reach shall be 15 inches minimum above the finish floor or ground.

Citation: 2010 ADAS Section 308.2.1

Where a forward reach is unobstructed, the high forward reach shall be 48 inches (1220 mm) maximum and the low forward reach shall be 15 inches (380 mm) minimum above the finish floor or ground.

2010 ADAS Section 308.3.1

Where a clear floor or ground space allows a parallel approach to an element and the side reach is unobstructed, the high side reach shall be 48 inches (1220 mm) maximum and the low side reach shall be 15 inches (380 mm) minimum above the finish floor or ground.

Corridor

Finding: 18

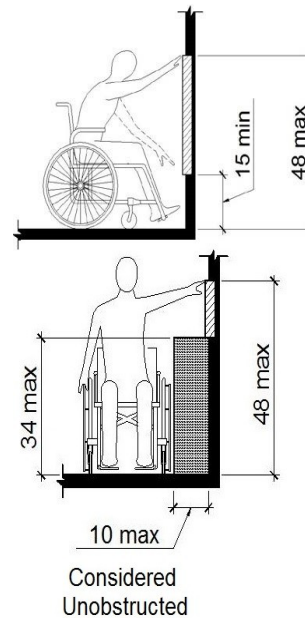
Budget Estimate: \$1,950.00

Recommendation:

Lower fire alarm pull station for top to be 48" max AFF.

Barrier Priority:

3 (Moderate): Should be completed as soon as possible, but there may be other items that will provide greater access to persons with disabilities. (Includes findings that have a high financial impact on the entity in relationship to the degree of access provided).



As Built: The fire alarm pull station is not positioned correctly for either a side or front approach.

Where a clear floor or ground space allows a parallel or front approach and the side reach is unobstructed, the high side reach shall be 48 inches maximum above the finish floor or ground and the low side reach shall be 15 inches minimum above the finish floor or ground.

Citation: 2010 ADAS Section 308.2.1

Where a forward reach is unobstructed, the high forward reach shall be 48 inches (1220 mm) maximum and the low forward reach shall be 15 inches (380 mm) minimum above the finish floor or ground.

2010 ADAS Section 308.3.1

Where a clear floor or ground space allows a parallel approach to an element and the side reach is unobstructed, the high side reach shall be 48 inches (1220 mm) maximum and the low side reach shall be 15 inches (380 mm) minimum above the finish floor or ground.

Corridor

Finding: 19

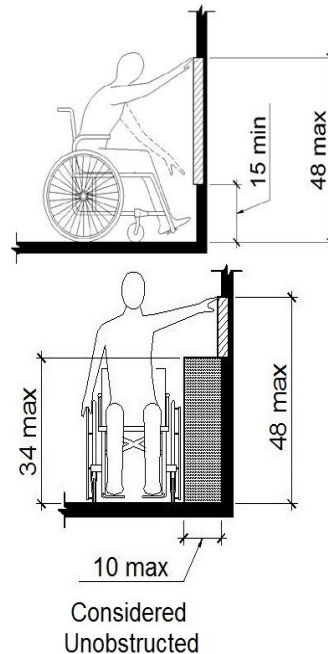
Budget Estimate: \$1,950.00

Recommendation:

Lower alarm pad for top to be 48" max AFF.

Barrier Priority:

3 (Moderate): Should be completed as soon as possible, but there may be other items that will provide greater access to persons with disabilities. (Includes findings that have a high financial impact on the entity in relationship to the degree of access provided).



As Built: The alarm pad is not positioned correctly for either a side or front approach.

Where a clear floor or ground space allows a parallel or front approach and the side reach is unobstructed, the high side reach shall be 48 inches maximum above the finish floor or ground and the low side reach shall be 15 inches minimum above the finish floor or ground.

Citation: 2010 ADAS Section 308.2.1

Where a forward reach is unobstructed, the high forward reach shall be 48 inches (1220 mm) maximum and the low forward reach shall be 15 inches (380 mm) minimum above the finish floor or ground.

2010 ADAS Section 308.3.1

Where a clear floor or ground space allows a parallel approach to an element and the side reach is unobstructed, the high side reach shall be 48 inches (1220 mm) maximum and the low side reach shall be 15 inches (380 mm) minimum above the finish floor or ground.

Corridor

Finding: 20

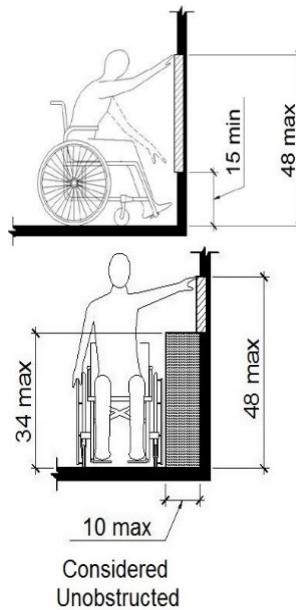

Budget Estimate: \$1,200.00

Recommendation:

Lower defibrillator for handle to be 48" max AFF.

Barrier Priority:

3 (Moderate): Should be completed as soon as possible, but there may be other items that will provide greater access to persons with disabilities. (Includes findings that have a high financial impact on the entity in relationship to the degree of access provided).



As Built: The defibrillator is not positioned correctly for either a side or front approach.

Where a clear floor or ground space allows a parallel or front approach and the side reach is unobstructed, the high side reach shall be 48 inches maximum above the finish floor or ground and the low side reach shall be 15 inches minimum above the finish floor or ground.

Citation: 2010 ADAS Section 308.2.1

Where a forward reach is unobstructed, the high forward reach shall be 48 inches (1220 mm) maximum and the low forward reach shall be 15 inches (380 mm) minimum above the finish floor or ground.

2010 ADAS Section 308.3.1

Where a clear floor or ground space allows a parallel approach to an element and the side reach is unobstructed, the high side reach shall be 48 inches (1220 mm) maximum and the low side reach shall be 15 inches (380 mm) minimum above the finish floor or ground.

Corridor

Finding: 21

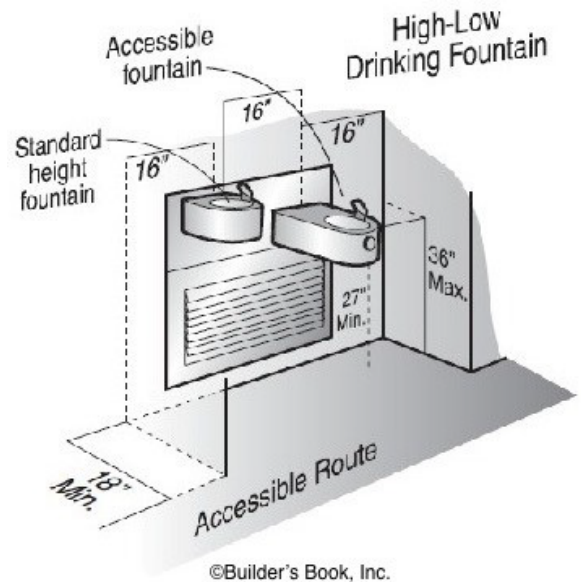
Budget Estimate: \$20,725.00

Recommendation:

Remove the left drinking fountain and center wheelchair accessible drinking fountain on this wall.

Barrier Priority:

3 (Moderate): Should be completed as soon as possible, but there may be other items that will provide greater access to persons with disabilities. (Includes findings that have a high financial impact on the entity in relationship to the degree of access provided).



As Built: The drinking fountain is noncompliant.

Spout outlets shall be 36 inches maximum above the finish floor or ground and be located 15 inches minimum from the vertical support and 5 inches maximum from the front edge of the unit, including bumpers. The spout shall provide a flow of water at least 4 inches high minimum and shall be located 5 inches maximum from the front of the unit. The angle of the water stream shall be measured horizontally relative to the front face of the unit. Where spouts are located less than 3 inches of the front of the unit, the angle of the water stream shall be 30 degrees maximum. Where spouts are located between 3 inches and 5 inches maximum from the front of the unit, the angle of the water stream shall be 15 degrees maximum. On an accessible drinking fountain with a round or oval bowl, the spout must be positioned so the flow of water is within 3 inches of the front edge of the fountain.

Citation: 2010 ADAS Section 602.1

Drinking fountains shall comply with 307 and 602.

Corridor

Finding: 22

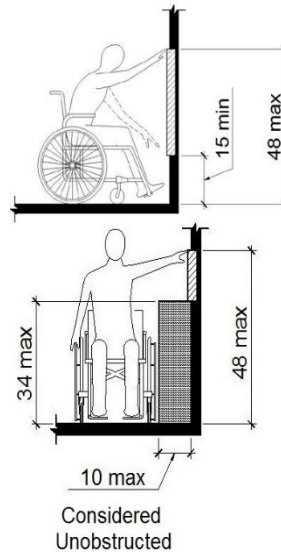

Budget Estimate: \$1,950.00

Recommendation:

Lower fire alarm pull station for top to be 48" max AFF.

Barrier Priority:

3 (Moderate): Should be completed as soon as possible, but there may be other items that will provide greater access to persons with disabilities. (Includes findings that have a high financial impact on the entity in relationship to the degree of access provided).



As Built: The fire alarm pull station is not positioned correctly for either a side or front approach.

Where a clear floor or ground space allows a parallel or front approach and the side reach is unobstructed, the high side reach shall be 48 inches maximum above the finish floor or ground and the low side reach shall be 15 inches minimum above the finish floor or ground.

Citation: 2010 ADAS Section 308.2.1

Where a forward reach is unobstructed, the high forward reach shall be 48 inches (1220 mm) maximum and the low forward reach shall be 15 inches (380 mm) minimum above the finish floor or ground.

2010 ADAS Section 308.3.1

Where a clear floor or ground space allows a parallel approach to an element and the side reach is unobstructed, the high side reach shall be 48 inches (1220 mm) maximum and the low side reach shall be 15 inches (380 mm) minimum above the finish floor or ground.

Corridor

Finding: 23

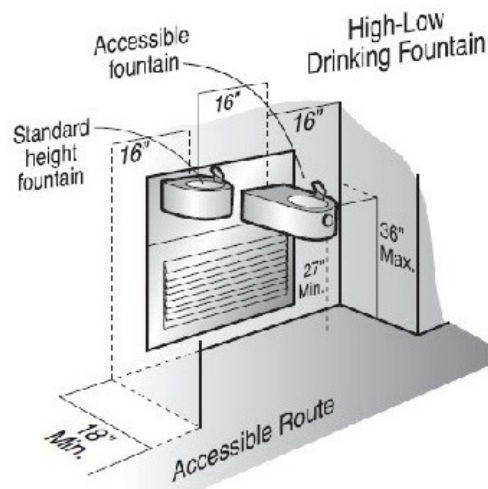
Budget Estimate: \$20,725.00

Recommendation:

Remove the left drinking fountain and center wheelchair accessible drinking fountain on this wall.

Barrier Priority:

3 (Moderate): Should be completed as soon as possible, but there may be other items that will provide greater access to persons with disabilities. (Includes findings that have a high financial impact on the entity in relationship to the degree of access provided).



As Built: The drinking fountain is noncompliant.

Spout outlets shall be 36 inches maximum above the finish floor or ground and be located 15 inches minimum from the vertical support and 5 inches maximum from the front edge of the unit, including bumpers. The spout shall provide a flow of water at least 4 inches high minimum and shall be located 5 inches maximum from the front of the unit. The angle of the water stream shall be measured horizontally relative to the front face of the unit. Where spouts are located less than 3 inches of the front of the unit, the angle of the water stream shall be 30 degrees maximum. Where spouts are located between 3 inches and 5 inches maximum from the front of the unit, the angle of the water stream shall be 15 degrees maximum. On an accessible drinking fountain with a round or oval bowl, the spout must be positioned so the flow of water is within 3 inches of the front edge of the fountain.

Citation: 2010 ADAS Section 602.1

Drinking fountains shall comply with 307 and 602

Cafeteria

Finding: 24

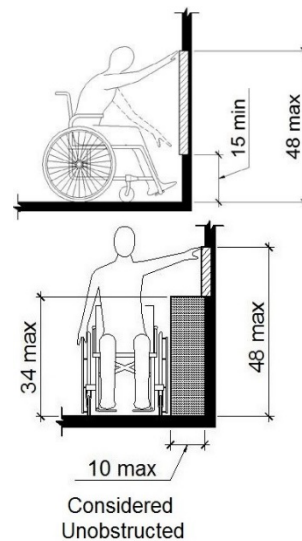

Budget Estimate: \$1,200.00

Recommendation:

Lower Fire Extinguisher for all operable components to be 48" max AFF.

Barrier Priority:

3 (Moderate): Should be completed as soon as possible, but there may be other items that will provide greater access to persons with disabilities. (Includes findings that have a high financial impact on the entity in relationship to the degree of access provided).



As Built: The Fire Extinguisher is not positioned correctly for either a side or front approach.

Where a clear floor or ground space allows a parallel or front approach and the side reach is unobstructed, the high side reach shall be 48 inches maximum above the finish floor or ground and the low side reach shall be 15 inches minimum above the finish floor or ground.

Citation: 2010 ADAS Section 308.2.1

Where a forward reach is unobstructed, the high forward reach shall be 48 inches (1220 mm) maximum and the low forward reach shall be 15 inches (380 mm) minimum above the finish floor or ground.

2010 ADAS Section 308.3.1

Where a clear floor or ground space allows a parallel approach to an element and the side reach is unobstructed, the high side reach shall be 48 inches (1220 mm) maximum and the low side reach shall be 15 inches (380 mm) minimum above the finish floor or ground.

Cafeteria

Finding: 25

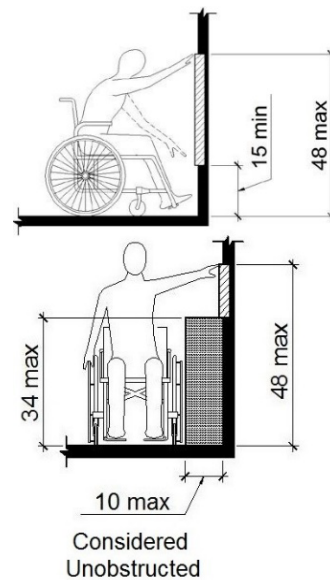
Budget Estimate: \$1,950.00

Recommendation:

Lower thermostat for all operable components to be 48" max AFF.

Barrier Priority:

3 (Moderate): Should be completed as soon as possible, but there may be other items that will provide greater access to persons with disabilities. (Includes findings that have a high financial impact on the entity in relationship to the degree of access provided).



As Built: The thermostat is not positioned correctly for either a side or front approach.

Where a clear floor or ground space allows a parallel or front approach and the side reach is unobstructed, the high side reach shall be 48 inches maximum above the finish floor or ground and the low side reach shall be 15 inches minimum above the finish floor or ground.

Citation: 2010 ADAS Section 308.2.1

Where a forward reach is unobstructed, the high forward reach shall be 48 inches (1220 mm) maximum and the low forward reach shall be 15 inches (380 mm) minimum above the finish floor or ground.

2010 ADAS Section 308.3.1

Where a clear floor or ground space allows a parallel approach to an element and the side reach is unobstructed, the high side reach shall be 48 inches (1220 mm) maximum and the low side reach shall be 15 inches (380 mm) minimum above the finish floor or ground.

Cafeteria

Finding: 26

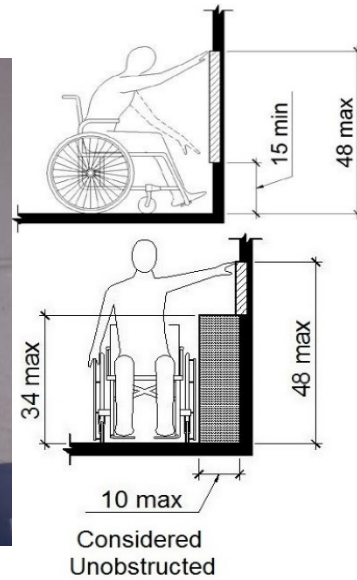
Budget Estimate: \$1,950.00

Recommendation:

Lower thermostat for all operable components to be 48" max AFF.

Barrier Priority:

3 (Moderate): Should be completed as soon as possible, but there may be other items that will provide greater access to persons with disabilities. (Includes findings that have a high financial impact on the entity in relationship to the degree of access provided).



As Built: The thermostat is not positioned correctly for either a side or front approach.

Where a clear floor or ground space allows a parallel or front approach and the side reach is unobstructed, the high side reach shall be 48 inches maximum above the finish floor or ground and the low side reach shall be 15 inches minimum above the finish floor or ground.

Citation: 2010 ADAS Section 308.2.1

Where a forward reach is unobstructed, the high forward reach shall be 48 inches (1220 mm) maximum and the low forward reach shall be 15 inches (380 mm) minimum above the finish floor or ground.

2010 ADAS Section 308.3.1

Where a clear floor or ground space allows a parallel approach to an element and the side reach is unobstructed, the high side reach shall be 48 inches (1220 mm) maximum and the low side reach shall be 15 inches (380 mm) minimum above the finish floor or ground.

Kitchen

Finding: 27

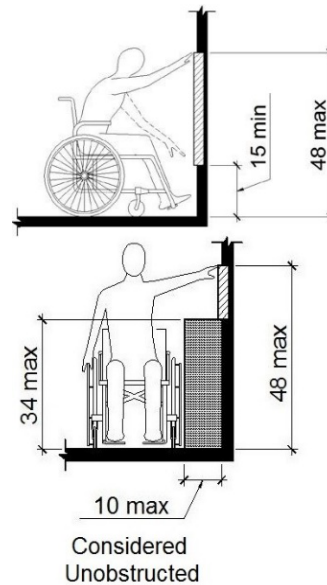
Budget Estimate: \$3,900.00

Recommendation:

Lower Ansul Fire Alarm Pull Station for all operable components to be 48" max AFF.

Barrier Priority:

3 (Moderate): Should be completed as soon as possible, but there may be other items that will provide greater access to persons with disabilities. (Includes findings that have a high financial impact on the entity in relationship to the degree of access provided).



As Built: The Ansul Fire Alarm Pull Station is not positioned correctly for either a side or front approach.

Where a clear floor or ground space allows a parallel or front approach and the side reach is unobstructed, the high side reach shall be 48 inches maximum above the finish floor or ground and the low side reach shall be 15 inches minimum above the finish floor or ground.

Citation: 2010 ADAS Section 308.2.1

Where a forward reach is unobstructed, the high forward reach shall be 48 inches (1220 mm) maximum and the low forward reach shall be 15 inches (380 mm) minimum above the finish floor or ground.

2010 ADAS Section 308.3.1

Where a clear floor or ground space allows a parallel approach to an element and the side reach is unobstructed, the high side reach shall be 48 inches (1220 mm) maximum and the low side reach shall be 15 inches (380 mm) minimum above the finish floor or ground.

Kitchen

Finding: 28

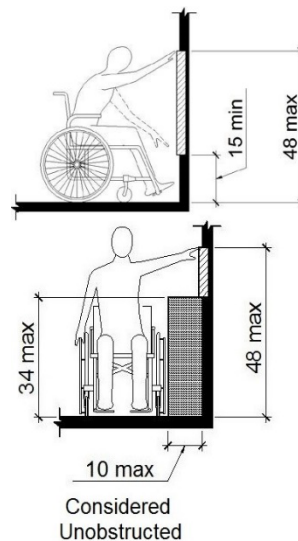
Budget Estimate: \$1,950.00

Recommendation:

Lower Fire Extinguisher for all operable components to be 48" max AFF.

Barrier Priority:

3 (Moderate): Should be completed as soon as possible, but there may be other items that will provide greater access to persons with disabilities. (Includes findings that have a high financial impact on the entity in relationship to the degree of access provided).



As Built: The Fire Extinguisher is not positioned correctly for either a side or front approach.

Where a clear floor or ground space allows a parallel or front approach and the side reach is unobstructed, the high side reach shall be 48 inches maximum above the finish floor or ground and the low side reach shall be 15 inches minimum above the finish floor or ground.

Citation: 2010 ADAS Section 308.2.1

Where a forward reach is unobstructed, the high forward reach shall be 48 inches (1220 mm) maximum and the low forward reach shall be 15 inches (380 mm) minimum above the finish floor or ground.

2010 ADAS Section 308.3.1

Where a clear floor or ground space allows a parallel approach to an element and the side reach is unobstructed, the high side reach shall be 48 inches (1220 mm) maximum and the low side reach shall be 15 inches (380 mm) minimum above the finish floor or ground.

Girl's Restroom

Finding: 29

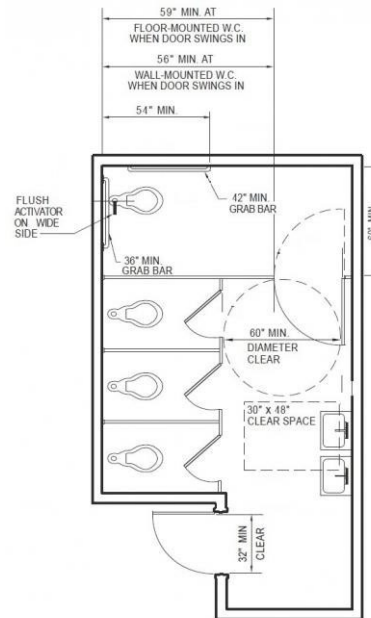
Budget Estimate: \$25,575.00

Recommendation:

Further design required to accommodate compliant toilet compartment.

Barrier Priority:

3 (Moderate): Should be completed as soon as possible, but there may be other items that will provide greater access to persons with disabilities. (Includes findings that have a high financial impact on the entity in relationship to the degree of access provided).



As Built: The toilet compartment does not have the required minimum clear floor space or maneuvering clearances for the toilet. Side grab bar installed incorrectly and rear grab bar missing.

Citation: 2010 ADAS Section 213.2

Where toilet rooms are provided, each toilet room shall comply with 603. Where bathing rooms are provided, each bathing room shall comply with 603.

Girl's Restroom

Finding: 30

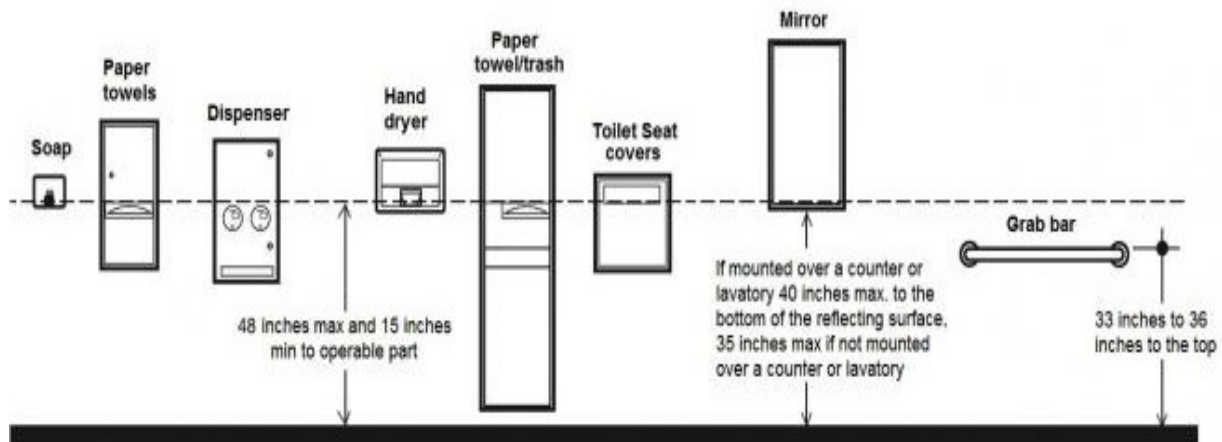
Budget Estimate: \$1,200.00

Recommendation:

Lower paper towel dispenser for all operable components to be 48" max AFF.

Barrier Priority:

3 (Moderate): Should be completed as soon as possible, but there may be other items that will provide greater access to persons with disabilities. (Includes findings that have a high financial impact on the entity in relationship to the degree of access provided).



As Built: The paper towel dispenser's operation mechanism is too high off the floor. Dispensers must have all operable parts a maximum of 48 inches above the floor.

Citation: 2010 ADAS Section 308.2.1

Where a forward reach is unobstructed, the high forward reach shall be 48 inches (1220 mm) maximum and the low forward reach shall be 15 inches (380 mm) minimum above the finish floor or ground.

Boy's Restroom

Finding: 31

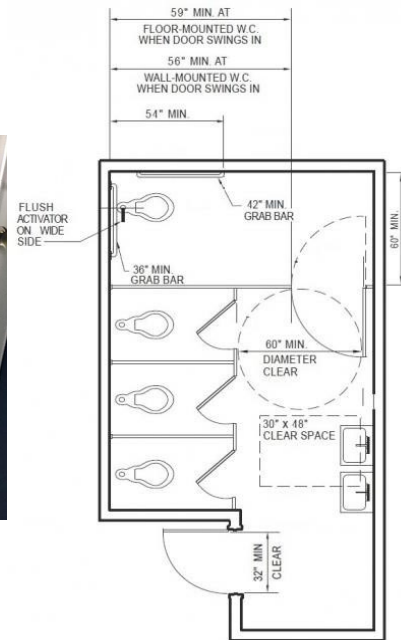
Budget Estimate: \$25,575.00

Recommendation:

Further design required to accommodate compliant toilet compartment.

Barrier Priority:

3 (Moderate): Should be completed as soon as possible, but there may be other items that will provide greater access to persons with disabilities. (Includes findings that have a high financial impact on the entity in relationship to the degree of access provided).



As Built: The toilet compartment does not have the required minimum clear floor space or maneuvering clearances for the toilet. Side grab bar installed incorrectly and rear grab bar missing.

Citation: 2010 ADAS Section 213.2

Where toilet rooms are provided, each toilet room shall comply with 603. Where bathing rooms are provided, each bathing room shall comply with 603.

General

Finding: 32

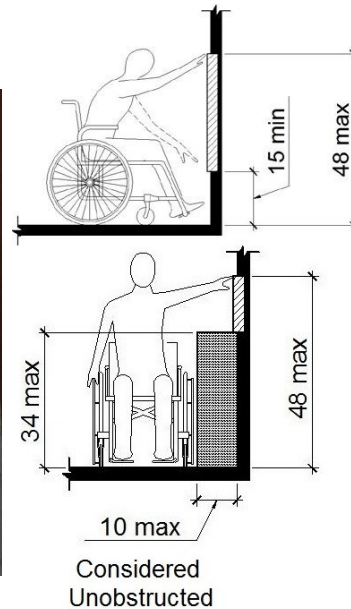
Budget Estimate: \$1,950.00

Recommendation:

Lower thermostat for all operable components to be 48" max AFF.

Barrier Priority:

3 (Moderate): Should be completed as soon as possible, but there may be other items that will provide greater access to persons with disabilities. (Includes findings that have a high financial impact on the entity in relationship to the degree of access provided).



As Built: The thermostat is not positioned correctly for either a side or front approach.

Where a clear floor or ground space allows a parallel or front approach and the side reach is unobstructed, the high side reach shall be 48 inches maximum above the finish floor or ground and the low side reach shall be 15 inches minimum above the finish floor or ground.

Citation: 2010 ADAS Section 308.2.1

Where a forward reach is unobstructed, the high forward reach shall be 48 inches (1220 mm) maximum and the low forward reach shall be 15 inches (380 mm) minimum above the finish floor or ground.

2010 ADAS Section 308.3.1

Where a clear floor or ground space allows a parallel approach to an element and the side reach is unobstructed, the high side reach shall be 48 inches (1220 mm) maximum and the low side reach shall be 15 inches (380 mm) minimum above the finish floor or ground.

Home Econ 54

Finding: 33

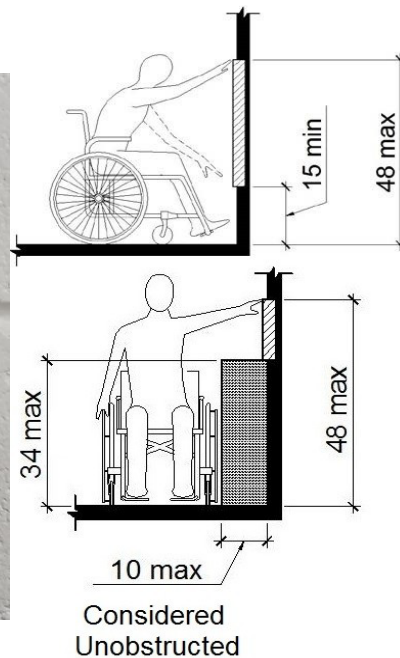

Budget Estimate: \$1,200.00

Recommendation:

Lower fire extinguisher for handle to be 48" max AFF.

Barrier Priority:

3 (Moderate): Should be completed as soon as possible, but there may be other items that will provide greater access to persons with disabilities. (Includes findings that have a high financial impact on the entity in relationship to the degree of access provided).



As Built: The fire extinguisher is not positioned correctly for either a side or front approach. Where a clear floor or ground space allows a parallel or front approach and the side reach is unobstructed, the high side reach shall be 48 inches maximum above the finish floor or ground and the low side reach shall be 15 inches minimum above the finish floor or ground.

Citation: 2010 ADAS Section 308.2.1

Where a forward reach is unobstructed, the high forward reach shall be 48 inches (1220 mm) maximum and the low forward reach shall be 15 inches (380 mm) minimum above the finish floor or ground.

2010 ADAS Section 308.3.1

Where a clear floor or ground space allows a parallel approach to an element and the side reach is unobstructed, the high side reach shall be 48 inches (1220 mm) maximum and the low side reach shall be 15 inches (380 mm) minimum above the finish floor or ground.

Home Econ 54

Finding: 34

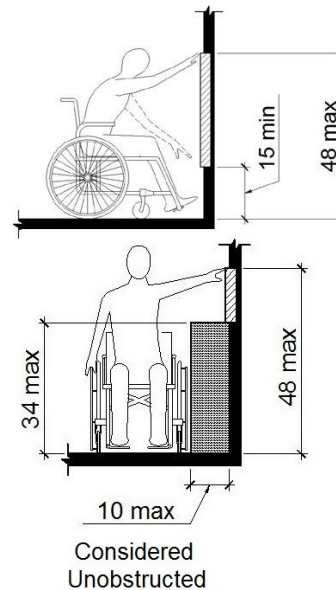
Budget Estimate: \$1,950.00

Recommendation:

Lower fire alarm pull station for top to be 48" max AFF.

Barrier Priority:

3 (Moderate): Should be completed as soon as possible, but there may be other items that will provide greater access to persons with disabilities. (Includes findings that have a high financial impact on the entity in relationship to the degree of access provided).



As Built: The fire alarm pull station is not positioned correctly for either a side or front approach.

Where a clear floor or ground space allows a parallel or front approach and the side reach is unobstructed, the high side reach shall be 48 inches maximum above the finish floor or ground and the low side reach shall be 15 inches minimum above the finish floor or ground.

Citation: 2010 ADAS Section 308.2.1

Where a forward reach is unobstructed, the high forward reach shall be 48 inches (1220 mm) maximum and the low forward reach shall be 15 inches (380 mm) minimum above the finish floor or ground.

2010 ADAS Section 308.3.1

Where a clear floor or ground space allows a parallel approach to an element and the side reach is unobstructed, the high side reach shall be 48 inches (1220 mm) maximum and the low side reach shall be 15 inches (380 mm) minimum above the finish floor or ground.

Home Econ 54

Finding: 35

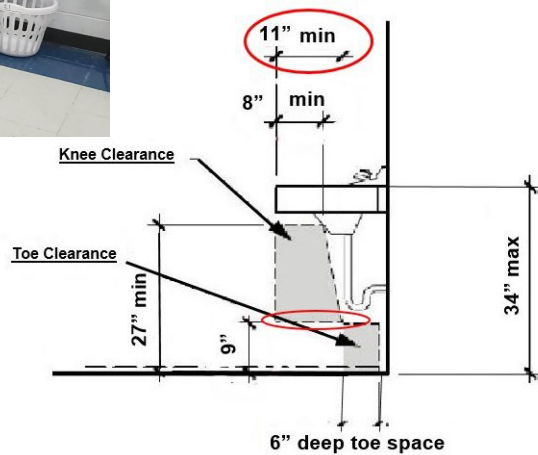
Budget Estimate: \$5,700.00

Recommendation:

Remove sink base cabinet and install wall mounted with required knee clearance. Sink counter to be 34" max AFF.

Barrier Priority:

3 (Moderate): Should be completed as soon as possible, but there may be other items that will provide greater access to persons with disabilities. (Includes findings that have a high financial impact on the entity in relationship to the degree of access provided)



As Built: Compliant knee space has not been provided under the lavatory.

The knee clearance shall be 11 inches minimum in depth at 9 inches above the floor, and 8 inches minimum in depth at 27 inches above the floor. The top of the lavatory rim may be no higher than 34 inches.

Citation: 2010 ADAS Section 306.3.1

Space under an element between 9 inches (230 mm) and 27 inches (685 mm) above the finish floor or ground shall be considered knee clearance and shall comply with 306.3.

Home Econ 54

Finding: 36

Budget Estimate: \$3,450.00

Recommendation:

Further design is required to accommodate clearance.

Barrier Priority:

3 (Moderate): Should be completed as soon as possible, but there may be other items that will provide greater access to persons with disabilities. (Includes findings that have a high financial impact on the entity in relationship to the degree of access provided).



As Built: The lavatory projects into the clear floor space required for the toilet. The clear floor space is 60 inches along the back wall by 56 inches.

The required clearance around the water closet shall be permitted to overlap the water closet, associated grab bars, dispensers, sanitary napkin disposal units, coat hooks, shelves, accessible routes, clear floor space and clearances required at other fixtures, and the turning space. No other fixtures or obstructions shall be located within the required water closet clearance.

Citation: 2010 ADAS Section 604.3.2

The required clearance around the water closet shall be permitted to overlap the water closet, associated grab bars, dispensers, sanitary napkin disposal units, coat hooks, shelves, accessible routes, clear floor space and clearances required at other fixtures, and the turning space. No other fixtures or obstructions shall be located within the required water closet clearance.

Home Econ 54

Finding: 37

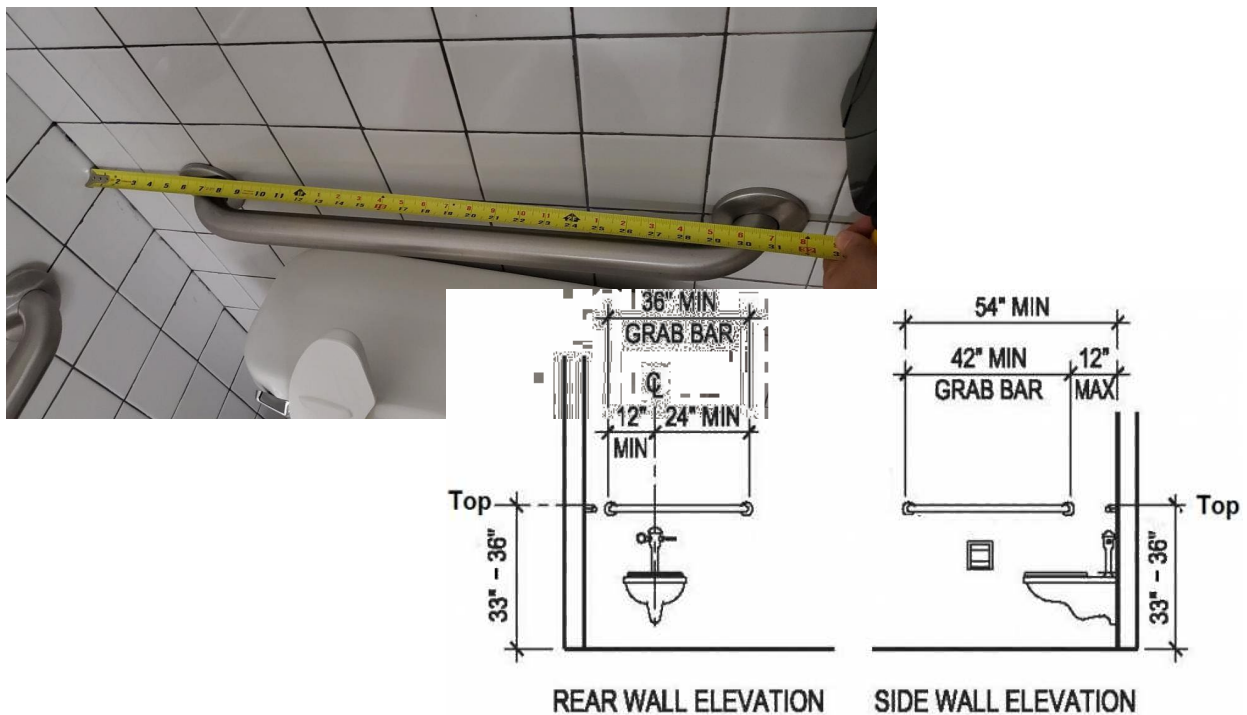
Budget Estimate: \$1,275.00

Recommendation:

Move side grab bar for end to be 54" from wall. The lavatory will obstruct proper sized rear grab bar, further design required to accommodate rear grab bar clearance.

Barrier Priority:

3 (Moderate): Should be completed as soon as possible, but there may be other items that will provide greater access to persons with disabilities. (Includes findings that have a high financial impact on the entity in relationship to the degree of access provided).



As Built: Grab bar offsets incorrect. Rear grab bar incorrect size.

The side grab bar must extend at least 54 inches minimum beyond the rear wall and start a maximum of 12 inches from the rear wall.

The rear grab bar must be a minimum of 36 inches long and extend from the centerline of the toilet 12 inches minimum on one side and 24 inches minimum on the other side.

Grab bars shall be installed in a horizontal position, 33 inches minimum and 36 inches maximum above the finish floor measured to the top of the gripping surface.

Citation: 2010 ADAS Section 604.5

Grab bars for water closets shall comply with 609. Grab bars shall be provided on the side wall closest to the water closet and on the rear wall.

Home Econ 43

Finding: 38

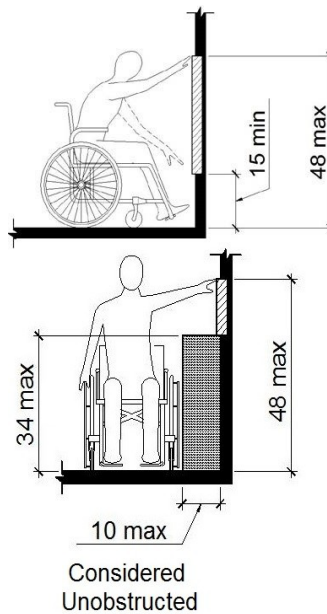
Budget Estimate: \$1,950.00

Recommendation:

Lower fire alarm pull station for top to be 48" max AFF.

Barrier Priority:

3 (Moderate): Should be completed as soon as possible, but there may be other items that will provide greater access to persons with disabilities. (Includes findings that have a high financial impact on the entity in relationship to the degree of access provided).



As Built: The fire alarm pull station is not positioned correctly for either a side or front approach.

Where a clear floor or ground space allows a parallel or front approach and the side reach is unobstructed, the high side reach shall be 48 inches maximum above the finish floor or ground and the low side reach shall be 15 inches minimum above the finish floor or ground.

Citation: 2010 ADAS Section 308.2.1

Where a forward reach is unobstructed, the high forward reach shall be 48 inches (1220 mm) maximum and the low forward reach shall be 15 inches (380 mm) minimum above the finish floor or ground.

2010 ADAS Section 308.3.1

Where a clear floor or ground space allows a parallel approach to an element and the side reach is unobstructed, the high side reach shall be 48 inches (1220 mm) maximum and the low side reach shall be 15 inches (380 mm) minimum above the finish floor or ground.

Home Econ 43

Finding: 39

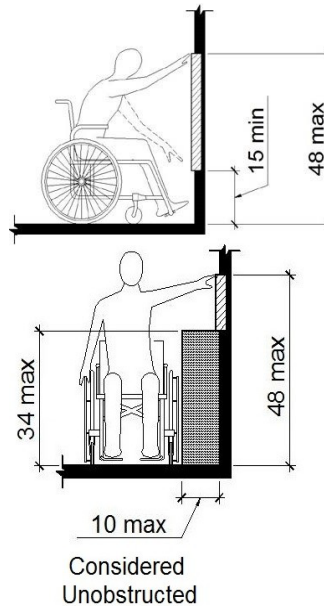
Budget Estimate: \$1,950.00

Recommendation:

Lower thermostat for all operable components to be 48" max AFF.

Barrier Priority:

3 (Moderate): Should be completed as soon as possible, but there may be other items that will provide greater access to persons with disabilities. (Includes findings that have a high financial impact on the entity in relationship to the degree of access provided).



As Built: The thermostat is not positioned correctly for either a side or front approach.

Where a clear floor or ground space allows a parallel or front approach and the side reach is unobstructed, the high side reach shall be 48 inches maximum above the finish floor or ground and the low side reach shall be 15 inches minimum above the finish floor or ground.

Citation: 2010 ADAS Section 308.2.1

Where a forward reach is unobstructed, the high forward reach shall be 48 inches (1220 mm) maximum and the low forward reach shall be 15 inches (380 mm) minimum above the finish floor or ground.

2010 ADAS Section 308.3.1

Where a clear floor or ground space allows a parallel approach to an element and the side reach is unobstructed, the high side reach shall be 48 inches (1220 mm) maximum and the low side reach shall be 15 inches (380 mm) minimum above the finish floor or ground.

Boy's Restroom 2

Finding: 40

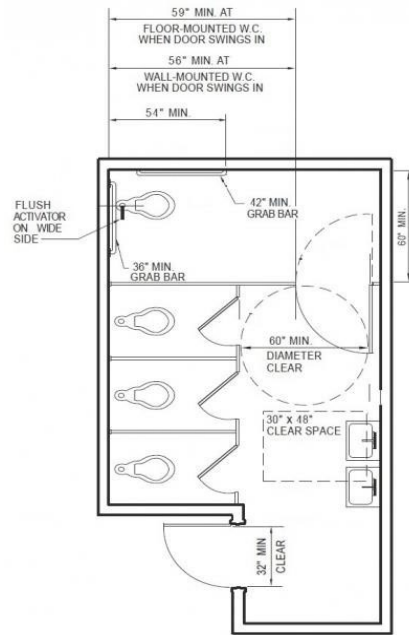

Budget Estimate: \$25,575.00

Recommendation:

Further design required to accommodate compliant toilet compartment.

Barrier Priority:

3 (Moderate): Should be completed as soon as possible, but there may be other items that will provide greater access to persons with disabilities. (Includes findings that have a high financial impact on the entity in relationship to the degree of access provided).



As Built: The toilet compartment does not have the required minimum clear floor space or maneuvering clearances for the toilet. Side grab bar installed incorrectly and rear grab bar missing.

Citation: 2010 ADAS Section 213.2

Where toilet rooms are provided, each toilet room shall comply with 603. Where bathing rooms are provided, each bathing room shall comply with 603.

Boy's Restroom 2

Finding: 41

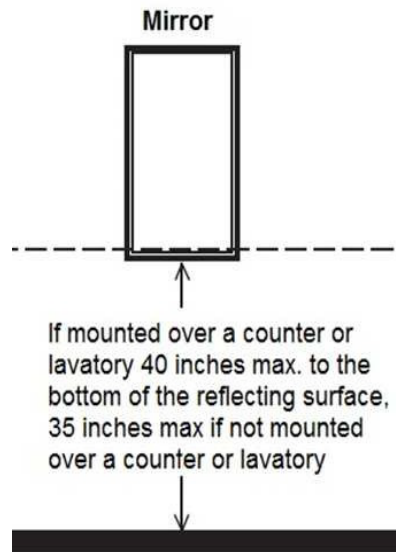
Budget Estimate: \$1,275.00

Recommendation:

Lower mirror for reflecting surface to be 40" max AFF.

Barrier Priority:

3 (Moderate): Should be completed as soon as possible, but there may be other items that will provide greater access to persons with disabilities. (Includes findings that have a high financial impact on the entity in relationship to the degree of access provided).



As Built: The mirror is mounted too high.

Mirrors must have the bottom edge of the reflecting surface a maximum of 40 inches above the floor if above a sink or counter. Mirrors not located above lavatories or countertops shall be installed with the bottom edge of the reflecting surface 35 inches maximum above the finish floor or ground.

Citation: 2010 ADAS Section 603.3

Mirrors located above lavatories or countertops shall be installed with the bottom edge of the reflecting surface 40 inches (1015 mm) maximum above the finish floor or ground. Mirrors not located above lavatories or countertops shall be installed with the bottom edge of the reflecting surface 35 inches (890 mm) maximum above the finish floor or ground.

Art Room

Finding: 42

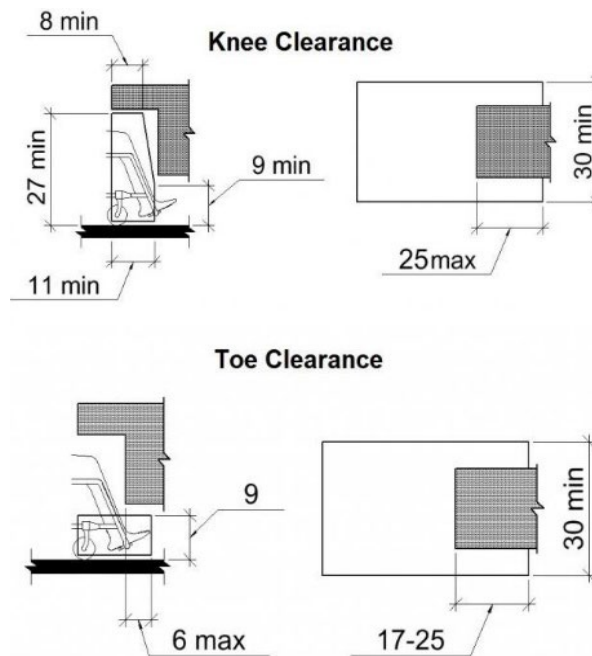
Budget Estimate: \$5,700.00

Recommendation:

Remove existing base cabinet and install new wall mounted countertop with sink. Rim of sink to be 34" max AFF.

Barrier Priority:

3 (Moderate): Should be completed as soon as possible, but there may be other items that will provide greater access to persons with disabilities. (Includes findings that have a high financial impact on the entity in relationship to the degree of access provided).



As Built: Knee and toe clearance has not been provided at the sink.

The knee clearance shall be 11 inches deep minimum at 9 inches above the finish floor or ground, and 8 inches deep minimum at 27 inches above the finish floor or ground.

The toe clearance is the space under the sink between the finish floor or ground and 9 inches above the finish floor 30 inches wide minimum. The toe clearance shall extend a minimum of 17 inches and a maximum of 25 inches underneath the sink.

Citation: 2010 ADAS Section 606.2

A clear floor space complying with 305, positioned for a forward approach, and knee and toe clearance complying with 306 shall be provided.

Art Room

Finding: 43

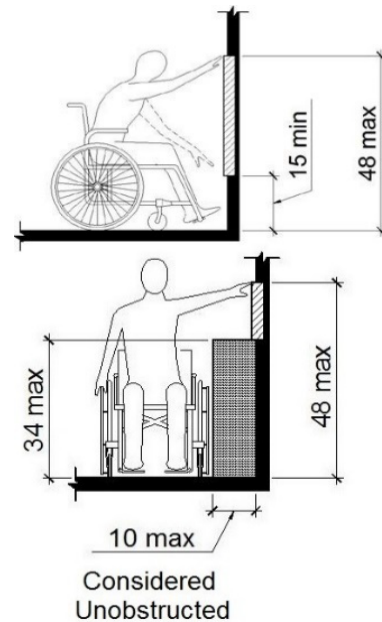
Budget Estimate: \$1,950.00

Recommendation:

Lower fire alarm pull station for top to be 48" max AFF.

Barrier Priority:

3 (Moderate): Should be completed as soon as possible, but there may be other items that will provide greater access to persons with disabilities. (Includes findings that have a high financial impact on the entity in relationship to the degree of access provided).



As Built: The fire alarm pull station is not positioned correctly for either a side or front approach.

Where a clear floor or ground space allows a parallel or front approach and the side reach is unobstructed, the high side reach shall be 48 inches maximum above the finish floor or ground and the low side reach shall be 15 inches minimum above the finish floor or ground.

Citation: 2010 ADAS Section 308.2.1

Where a forward reach is unobstructed, the high forward reach shall be 48 inches (1220 mm) maximum and the low forward reach shall be 15 inches (380 mm) minimum above the finish floor or ground.

2010 ADAS Section 308.3.1

Where a clear floor or ground space allows a parallel approach to an element and the side reach is unobstructed, the high side reach shall be 48 inches (1220 mm) maximum and the low side reach shall be 15 inches (380 mm) minimum above the finish floor or ground.

Teacher's Lounge

Finding: 44

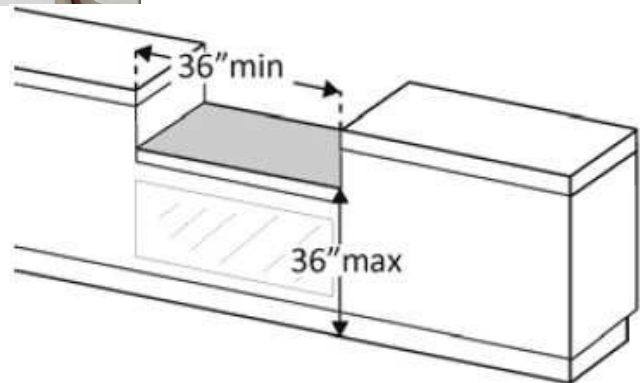
Budget Estimate: \$5,700.00

Recommendation:

Remove existing base cabinet and install new wall mounted countertop with sink. Rim of sink to be 34" max AFF.

Barrier Priority:

3 (Moderate): Should be completed as soon as possible, but there may be other items that will provide greater access to persons with disabilities. (Includes findings that have a high financial impact on the entity in relationship to the degree of access provided).



As Built: The top of the sink is too high.

Sinks that are required to be accessible shall be a minimum 17 inches in horizontal depth and mounted with the rim or counter edge no higher than 34 inches above the finished floor.

Citation: 2010 ADAS Section 606.3

Lavatories and sinks shall be installed with the front of the higher of the rim or counter surface 34 inches (865 mm) maximum above the finish floor or ground.

Teacher's Lounge

Finding: 45

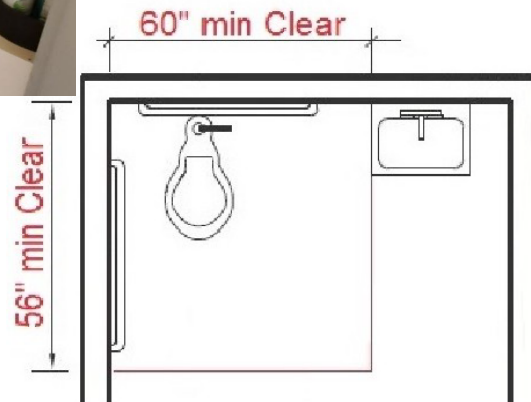
Budget Estimate: \$9,600.00

Recommendation:

Further design required to accommodate compliant restroom.

Barrier Priority:

3 (Moderate): Should be completed as soon as possible, but there may be other items that will provide greater access to persons with disabilities. (Includes findings that have a high financial impact on the entity in relationship to the degree of access provided).



As Built: The lavatory projects into the clear floor space required for the toilet. The clear floor space is 60 inches along the back wall by 56 inches.

The required clearance around the water closet shall be permitted to overlap the water closet, associated grab bars, dispensers, sanitary napkin disposal units, coat hooks, shelves, accessible routes, clear floor space and clearances required at other fixtures, and the turning space. No other fixtures or obstructions shall be located within the required water closet clearance.

Citation: 2010 ADAS Section 604.3.2

The required clearance around the water closet shall be permitted to overlap the water closet, associated grab bars, dispensers, sanitary napkin disposal units, coat hooks, shelves, accessible routes, clear floor space and clearances required at other fixtures, and the turning space. No other fixtures or obstructions shall be located within the required water closet clearance.

Teacher's Lounge

Finding: 46

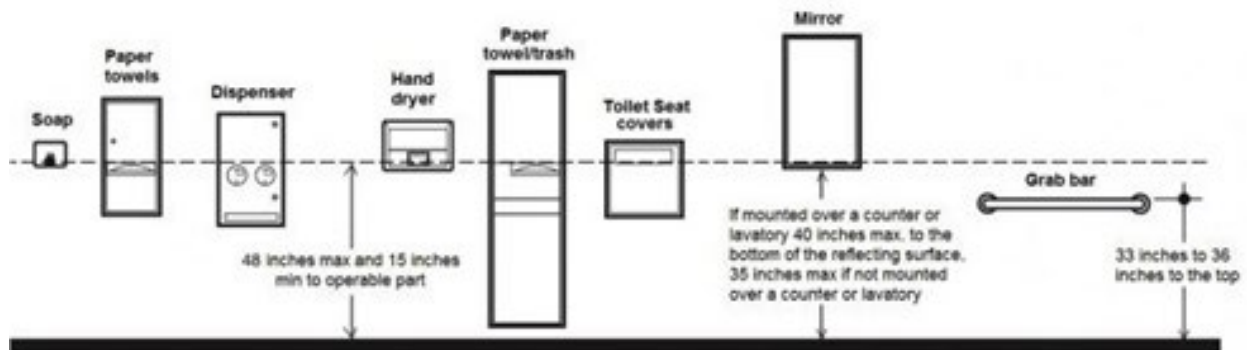
Budget Estimate: \$1,200.00

Recommendation:

Lower paper towel dispenser for all operable components to be 48" max AFF.

Barrier Priority:

3 (Moderate): Should be completed as soon as possible, but there may be other items that will provide greater access to persons with disabilities. (Includes findings that have a high financial impact on the entity in relationship to the degree of access provided).



As Built: The paper towel dispenser's operation mechanism is too high off the floor. Dispensers must have all operable parts a maximum of 48 inches above the floor.

Citation: 2010 ADAS Section 308.2.1

Where a forward reach is unobstructed, the high forward reach shall be 48 inches (1220 mm) maximum and the low forward reach shall be 15 inches (380 mm) minimum above the finish floor or ground.

Boy's Restroom 3

Finding: 47

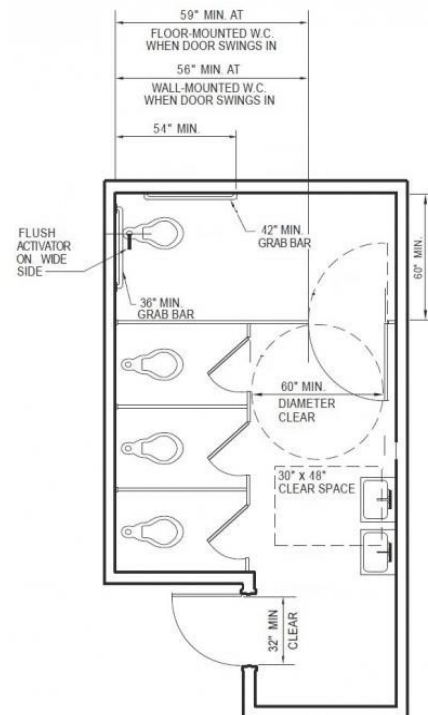
Budget Estimate: \$25,575.00

Recommendation:

Further design required to accommodate compliant toilet compartment.

Barrier Priority:

3 (Moderate): Should be completed as soon as possible, but there may be other items that will provide greater access to persons with disabilities. (Includes findings that have a high financial impact on the entity in relationship to the degree of access provided).



As Built: The toilet compartment does not have the required minimum clear floor space or maneuvering clearances for the toilet. The side grab bar is installed incorrectly and rear grab bar is missing.

Citation: 2010 ADAS Section 213.2

Where toilet rooms are provided, each toilet room shall comply with 603. Where bathing rooms are provided, each bathing room shall comply with 603.

Boy's Restroom 3

Finding: 48

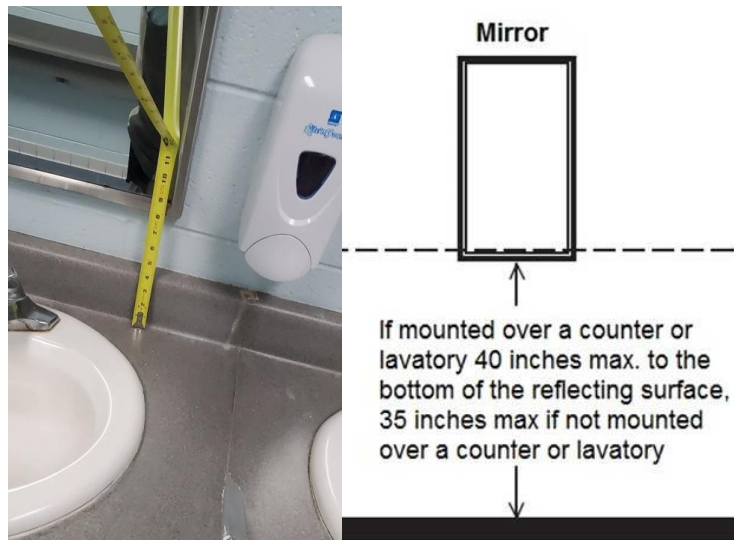
Budget Estimate: \$1,275.00

Recommendation:

Lower mirror for reflecting surface to be 40" max AFF.

Barrier Priority:

3 (Moderate): Should be completed as soon as possible, but there may be other items that will provide greater access to persons with disabilities. (Includes findings that have a high financial impact on the entity in relationship to the degree of access provided).



As Built: The mirror is mounted too high.

Mirrors must have the bottom edge of the reflecting surface a maximum of 40 inches above the floor if above a sink or counter. Mirrors not located above lavatories or countertops shall be installed with the bottom edge of the reflecting surface 35 inches maximum above the finish floor or ground.

Citation: 2010 ADAS Section 603.3

Mirrors located above lavatories or countertops shall be installed with the bottom edge of the reflecting surface 40 inches (1015 mm) maximum above the finish floor or ground. Mirrors not located above lavatories or countertops shall be installed with the bottom edge of the reflecting surface 35 inches (890 mm) maximum above the finish floor or ground.

TWA

Finding: 49

Budget Estimate: \$9,600.00

Recommendation:

Further design required to accommodate compliant restroom.

Barrier Priority:

3 (Moderate): Should be completed as soon as possible, but there may be other items that will provide greater access to persons with disabilities. (Includes findings that have a high financial impact on the entity in relationship to the degree of access provided).



As Built: The lavatory projects into the clear floor space required for the toilet. The clear floor space is 60 inches along the back wall by 56 inches.

The required clearance around the water closet shall be permitted to overlap the water closet, associated grab bars, dispensers, sanitary napkin disposal units, coat hooks, shelves, accessible routes, clear floor space and clearances required at other fixtures, and the turning space. No other fixtures or obstructions shall be located within the required water closet clearance.

Citation: 2010 ADAS Section 604.3.2

The required clearance around the water closet shall be permitted to overlap the water closet, associated grab bars, dispensers, sanitary napkin disposal units, coat hooks, shelves, accessible routes, clear floor space and clearances required at other fixtures, and the turning space. No other fixtures or obstructions shall be located within the required water closet clearance.

TWA

Finding: 50

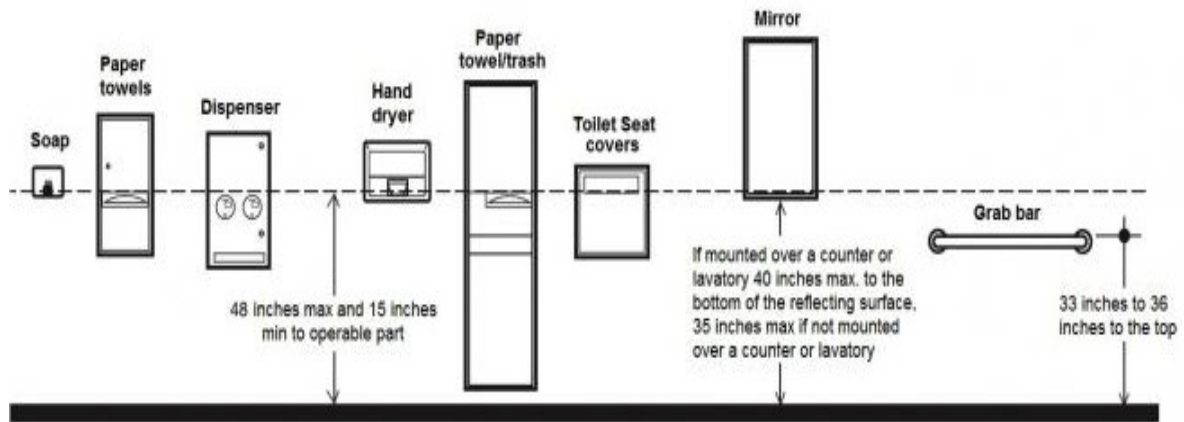
Budget Estimate: \$1,200.00

Recommendation:

Lower paper towel dispenser for all operable components to be 48" max AFF.

Barrier Priority:

3 (Moderate): Should be completed as soon as possible, but there may be other items that will provide greater access to persons with disabilities. (Includes findings that have a high financial impact on the entity in relationship to the degree of access provided).



As Built: The paper towel dispenser's operation mechanism is too high off the floor. Dispensers must have all operable parts a maximum of 48 inches above the floor.

Citation: 2010 ADAS Section 308.2.1

Where a forward reach is unobstructed, the high forward reach shall be 48 inches (1220 mm) maximum and the low forward reach shall be 15 inches (380 mm) minimum above the finish floor or ground.

TWA

Finding: 51

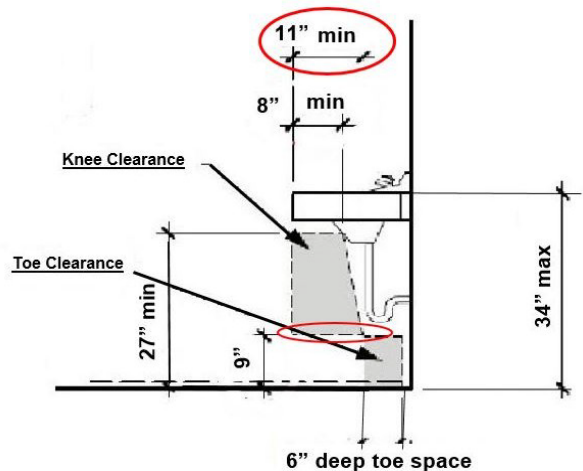
Budget Estimate: \$5,700.00

Recommendation:

Remove sink base cabinet and install wall mounted with required knee clearance. Sink counter to be 34" max AFF.

Barrier Priority:

3 (Moderate): Should be completed as soon as possible, but there may be other items that will provide greater access to persons with disabilities. (Includes findings that have a high financial impact on the entity in relationship to the degree of access provided).



As Built: Compliant knee space has not been provided under the lavatory.

The knee clearance shall be 11 inches minimum in depth at 9 inches above the floor, and 8 inches minimum in depth at 27 inches above the floor. The top of the lavatory rim may be no higher than 34 inches.

Citation: 2010 ADAS Section 306.3.1

Space under an element between 9 inches (230 mm) and 27 inches (685 mm) above the finish floor or ground shall be considered knee clearance and shall comply with 306.3.

Basketball Court Balcony

Finding: 52

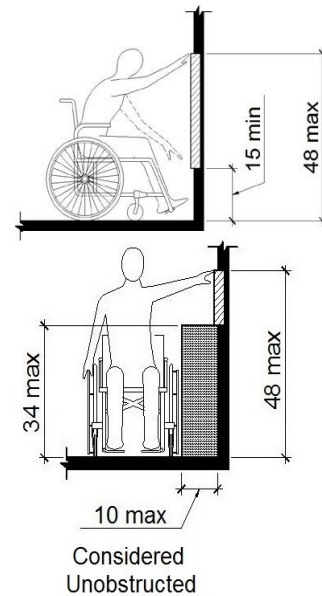
Budget Estimate: \$1,950.00

Recommendation:

Lower thermostat for all operable components to be 48" max AFF.

Barrier Priority:

3 (Moderate): Should be completed as soon as possible, but there may be other items that will provide greater access to persons with disabilities. (Includes findings that have a high financial impact on the entity in relationship to the degree of access provided).



As Built: The thermostat is not positioned correctly for either a side or front approach.

Where a clear floor or ground space allows a parallel or front approach and the side reach is unobstructed, the high side reach shall be 48 inches maximum above the finish floor or ground and the low side reach shall be 15 inches minimum above the finish floor or ground.

Citation: 2010 ADAS Section 308.2.1

Where a forward reach is unobstructed, the high forward reach shall be 48 inches (1220 mm) maximum and the low forward reach shall be 15 inches (380 mm) minimum above the finish floor or ground.

2010 ADAS Section 308.3.1

Where a clear floor or ground space allows a parallel approach to an element and the side reach is unobstructed, the high side reach shall be 48 inches (1220 mm) maximum and the low side reach shall be 15 inches (380 mm) minimum above the finish floor or ground.

Basketball Court Balcony

Finding: 53

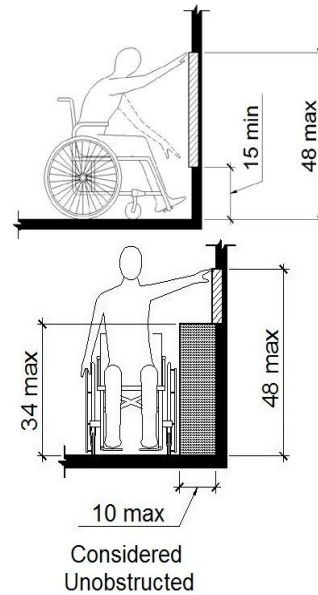
Budget Estimate: \$1,950.00

Recommendation:

Lower thermostat for all operable components to be 48" max AFF.

Barrier Priority:

3 (Moderate): Should be completed as soon as possible, but there may be other items that will provide greater access to persons with disabilities. (Includes findings that have a high financial impact on the entity in relationship to the degree of access provided).



As Built: The thermostat is not positioned correctly for either a side or front approach.

Where a clear floor or ground space allows a parallel or front approach and the side reach is unobstructed, the high side reach shall be 48 inches maximum above the finish floor or ground and the low side reach shall be 15 inches minimum above the finish floor or ground.

Citation: 2010 ADAS Section 308.2.1

Where a forward reach is unobstructed, the high forward reach shall be 48 inches (1220 mm) maximum and the low forward reach shall be 15 inches (380 mm) minimum above the finish floor or ground.

2010 ADAS Section 308.3.1

Where a clear floor or ground space allows a parallel approach to an element and the side reach is unobstructed, the high side reach shall be 48 inches (1220 mm) maximum and the low side reach shall be 15 inches (380 mm) minimum above the finish floor or ground.

Girls' Basketball Restroom

Finding: 54

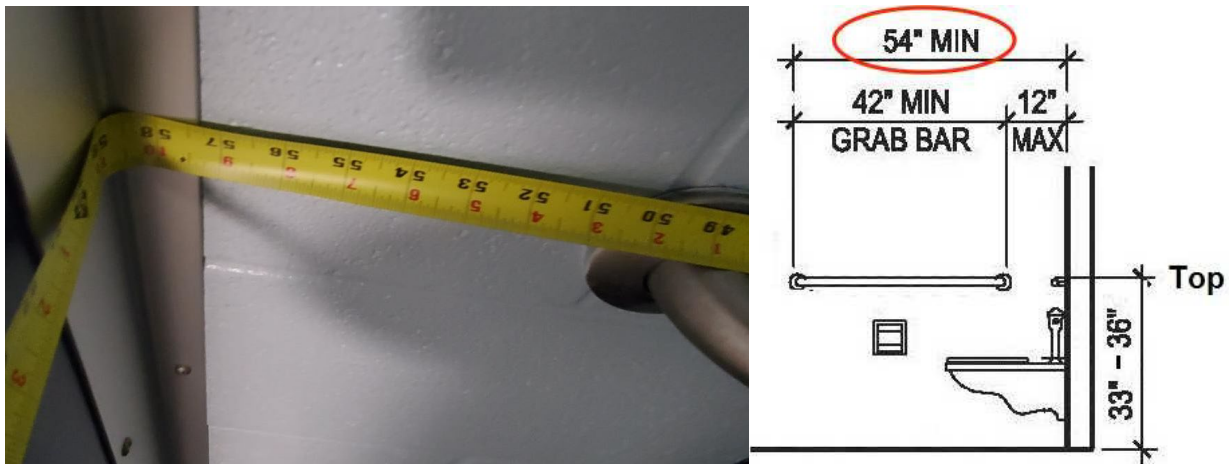
Budget Estimate: \$1,275.00

Recommendation:

Adjust side grab bar to be 54" from wall.

Barrier Priority:

3 (Moderate): Should be completed as soon as possible, but there may be other items that will provide greater access to persons with disabilities. (Includes findings that have a high financial impact on the entity in relationship to the degree of access provided).



As Built: The side grab bar does not extend far enough from the rear wall.

The side grab bar must extend at least 54 inches minimum beyond the rear wall and start a maximum of 12 inches from the rear wall. A 42 inch grab bar installed the maximum distance from the rear wall (12 inches) will leave the leading end 54 inches from the rear wall.

Grab bars shall be installed in a horizontal position, 33 inches minimum and 36 inches maximum above the finish floor measured to the top of the gripping surface.

Citation: 2010 ADAS Section 604.5.1

The side wall grab bar shall be 42 inches (1065 mm) long minimum, located 12 inches (305 mm) maximum from the rear wall and extending 54 inches (1370 mm) minimum from the rear wall.

Girls' Basketball Restroom

Finding: 55

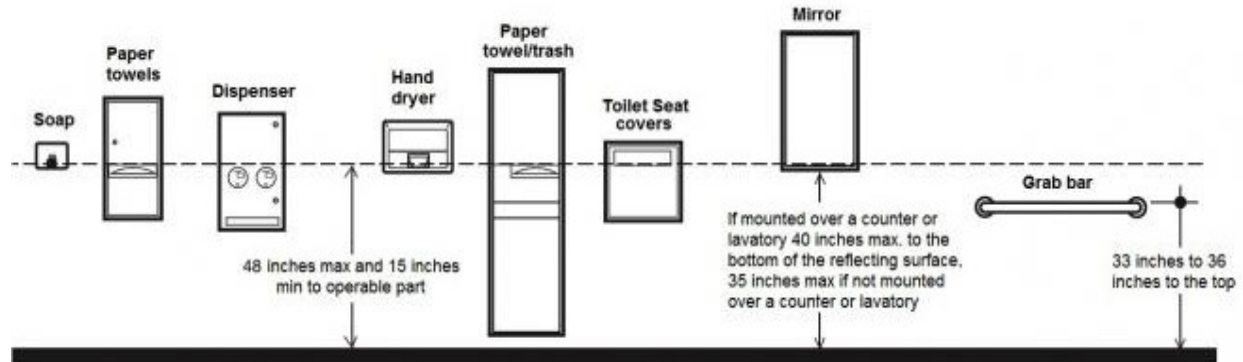
Budget Estimate: \$1,200.00

Recommendation:

Lower paper towel dispenser for all operable components to be 48" max AFF.

Barrier Priority:

3 (Moderate): Should be completed as soon as possible, but there may be other items that will provide greater access to persons with disabilities. (Includes findings that have a high financial impact on the entity in relationship to the degree of access provided).



As Built: The paper towel dispenser's operation mechanism is too high off the floor. Dispensers must have all operable parts a maximum of 48 inches above the floor.

Citation: 2010 ADAS Section 308.2.1

Where a forward reach is unobstructed, the high forward reach shall be 48 inches (1220 mm) maximum and the low forward reach shall be 15 inches (380 mm) minimum above the finish floor or ground.

Boys' Basketball Restroom

Finding: 56

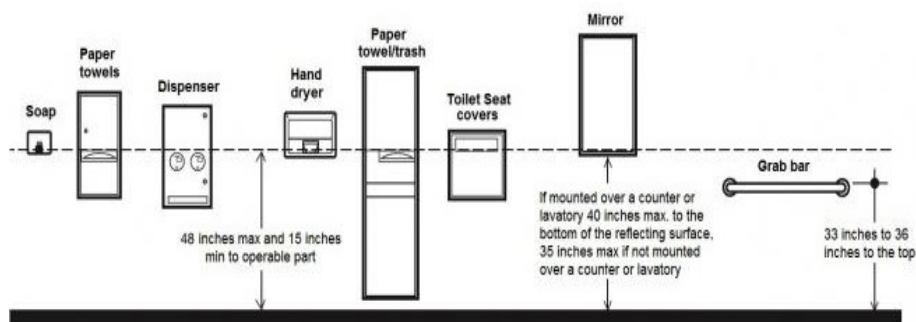
Budget Estimate: \$1,200.00

Recommendation:

Lower paper towel dispenser for all operable components to be 48" max AFF.

Barrier Priority:

3 (Moderate): Should be completed as soon as possible, but there may be other items that will provide greater access to persons with disabilities. (Includes findings that have a high financial impact on the entity in relationship to the degree of access provided).



As Built: The paper towel dispenser's operation mechanism is too high off the floor. Dispensers must have all operable parts a maximum of 48 inches above the floor.

Citation: 2010 ADAS Section 308.2.1

Where a forward reach is unobstructed, the high forward reach shall be 48 inches (1220 mm) maximum and the low forward reach shall be 15 inches (380 mm) minimum above the finish floor or ground.

Boys' Basketball Restroom

Finding: 57


Budget Estimate: \$1,275.00

Recommendation:

Adjust side grab bar to be 54" from wall.

Barrier Priority:

3 (Moderate): Should be completed as soon as possible, but there may be other items that will provide greater access to persons with disabilities. (Includes findings that have a high financial impact on the entity in relationship to the degree of access provided).



As Built: The side grab bar does not extend far enough from the rear wall.

The side grab bar must extend at least 54 inches minimum beyond the rear wall and start a maximum of 12 inches from the rear wall. A 42 inch grab bar installed the maximum distance from the rear wall (12 inches) will leave the leading end 54 inches from the rear wall.

Grab bars shall be installed in a horizontal position, 33 inches minimum and 36 inches maximum above the finish floor measured to the top of the gripping surface.

Citation: 2010 ADAS Section 604.5.1

The side wall grab bar shall be 42 inches (1065 mm) long minimum, located 12 inches (305 mm) maximum from the rear wall and extending 54 inches (1370 mm) minimum from the rear wall.

Back Stage

Finding: 58

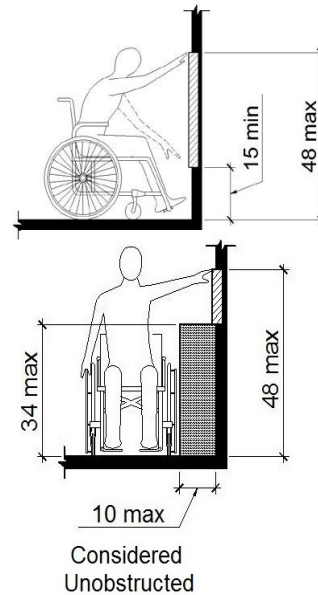
Budget Estimate: \$1,950.00

Recommendation:

Lower fire alarm pull station for top to be 48" max AFF.

Barrier Priority:

3 (Moderate): Should be completed as soon as possible, but there may be other items that will provide greater access to persons with disabilities. (Includes findings that have a high financial impact on the entity in relationship to the degree of access provided).



As Built: The fire alarm pull station is not positioned correctly for either a side or front approach.

Where a clear floor or ground space allows a parallel or front approach and the side reach is unobstructed, the high side reach shall be 48 inches maximum above the finish floor or ground and the low side reach shall be 15 inches minimum above the finish floor or ground.

Citation: 2010 ADAS Section 308.2.1

Where a forward reach is unobstructed, the high forward reach shall be 48 inches (1220 mm) maximum and the low forward reach shall be 15 inches (380 mm) minimum above the finish floor or ground.

2010 ADAS Section 308.3.1

Where a clear floor or ground space allows a parallel approach to an element and the side reach is unobstructed, the high side reach shall be 48 inches (1220 mm) maximum and the low side reach shall be 15 inches (380 mm) minimum above the finish floor or ground.

Back Stage

Finding: 59

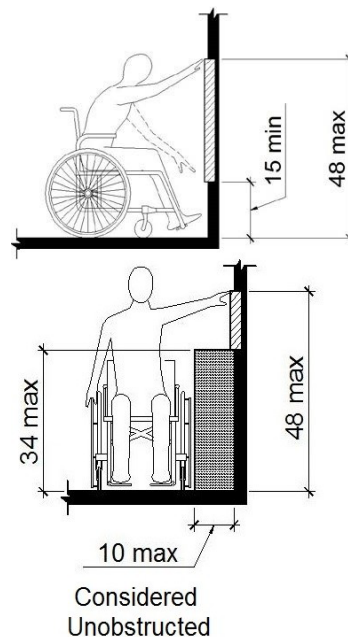
Budget Estimate: \$1,950.00

Recommendation:

Lower thermostat for all operable components to be 48" max AFF.

Barrier Priority:

3 (Moderate): Should be completed as soon as possible, but there may be other items that will provide greater access to persons with disabilities. (Includes findings that have a high financial impact on the entity in relationship to the degree of access provided).



As Built: The thermostat is not positioned correctly for either a side or front approach.

Where a clear floor or ground space allows a parallel or front approach and the side reach is unobstructed, the high side reach shall be 48 inches maximum above the finish floor or ground and the low side reach shall be 15 inches minimum above the finish floor or ground.

Citation: 2010 ADAS Section 308.2.1

Where a forward reach is unobstructed, the high forward reach shall be 48 inches (1220 mm) maximum and the low forward reach shall be 15 inches (380 mm) minimum above the finish floor or ground.

2010 ADAS Section 308.3.1

Where a clear floor or ground space allows a parallel approach to an element and the side reach is unobstructed, the high side reach shall be 48 inches (1220 mm) maximum and the low side reach shall be 15 inches (380 mm) minimum above the finish floor or ground.

Back Stage

Finding: 60

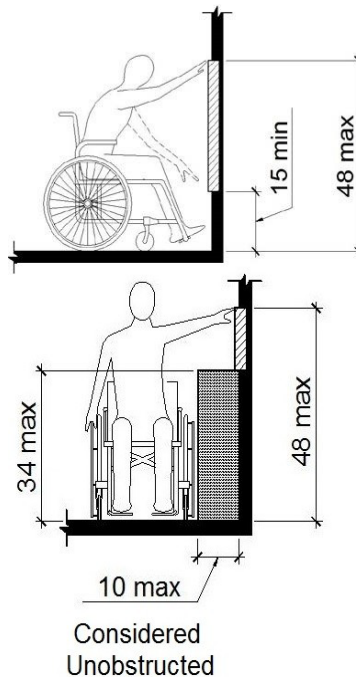
Budget Estimate: \$1,950.00

Recommendation:

Lower curtain buttons for all operable components to be 48" max AFF.

Barrier Priority:

3 (Moderate): Should be completed as soon as possible, but there may be other items that will provide greater access to persons with disabilities. (Includes findings that have a high financial impact on the entity in relationship to the degree of access provided).



As Built: The curtain buttons is not positioned correctly for either a side or front approach.

Where a clear floor or ground space allows a parallel or front approach and the side reach is unobstructed, the high side reach shall be 48 inches maximum above the finish floor or ground and the low side reach shall be 15 inches minimum above the finish floor or ground.

Citation: 2010 ADAS Section 308.2.1

Where a forward reach is unobstructed, the high forward reach shall be 48 inches (1220 mm) maximum and the low forward reach shall be 15 inches (380 mm) minimum above the finish floor or ground.

2010 ADAS Section 308.3.1

Where a clear floor or ground space allows a parallel approach to an element and the side reach is unobstructed, the high side reach shall be 48 inches (1220 mm) maximum and the low side reach shall be 15 inches (380 mm) minimum above the finish floor or ground.

Auditorium

Finding: 61

Budget Estimate: \$1,875.00

Recommendation:

Remove a couple seats to provide space for Wheelchair seating.

Barrier Priority:

3 (Moderate): Should be completed as soon as possible, but there may be other items that will provide greater access to persons with disabilities. (Includes findings that have a high financial impact on the entity in relationship to the degree of access provided).



As Built: The wheelchair spaces are not placed among the other seats within the seating area. Wheelchair spaces shall be an integral part of the seating plan.

Citation: 2010 ADAS Section 221.2.2

Wheelchair spaces shall be an integral part of the seating plan.

Women's Restroom

Finding: 62

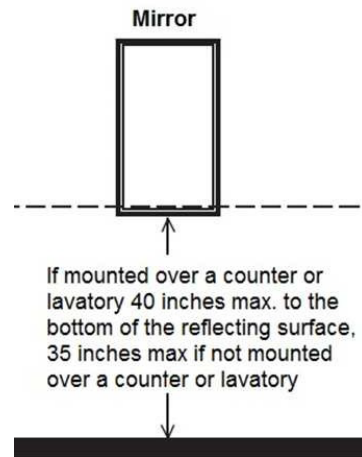
Budget Estimate: \$1,275.00

Recommendation:

Lower mirror for reflecting surface to be 40" max AFF.

Barrier Priority:

3 (Moderate): Should be completed as soon as possible, but there may be other items that will provide greater access to persons with disabilities. (Includes findings that have a high financial impact on the entity in relationship to the degree of access provided).



As Built: The mirror is mounted too high.

Mirrors must have the bottom edge of the reflecting surface a maximum of 40 inches above the floor if above a sink or counter. Mirrors not located above lavatories or countertops shall be installed with the bottom edge of the reflecting surface 35 inches maximum above the finish floor or ground.

Citation: 2010 ADAS Section 603.3

Mirrors located above lavatories or countertops shall be installed with the bottom edge of the reflecting surface 40 inches (1015 mm) maximum above the finish floor or ground. Mirrors not located above lavatories or countertops shall be installed with the bottom edge of the reflecting surface 35 inches (890 mm) maximum above the finish floor or ground.

Women's Restroom

Finding: 63

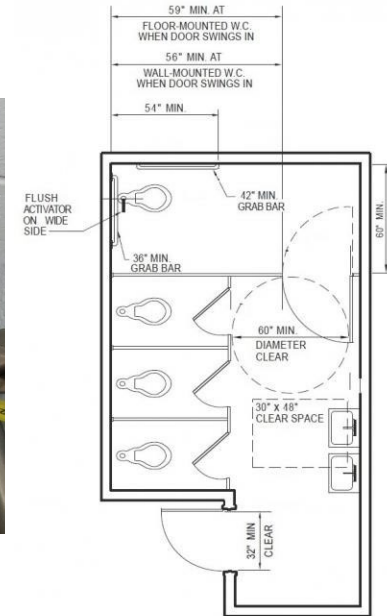
Budget Estimate: \$25,575.00

Recommendation:

Further design required to accommodate compliant toilet compartment.

Barrier Priority:

3 (Moderate): Should be completed as soon as possible, but there may be other items that will provide greater access to persons with disabilities. (Includes findings that have a high financial impact on the entity in relationship to the degree of access provided).



As Built: The toilet compartment does not have the required minimum clear floor space or maneuvering clearances for the toilet. Side grab bar installed incorrectly and rear grab bar missing.

Citation: 2010 ADAS Section 213.2

Where toilet rooms are provided, each toilet room shall comply with 603. Where bathing rooms are provided, each bathing room shall comply with 603.

Women's Restroom

Finding: 64

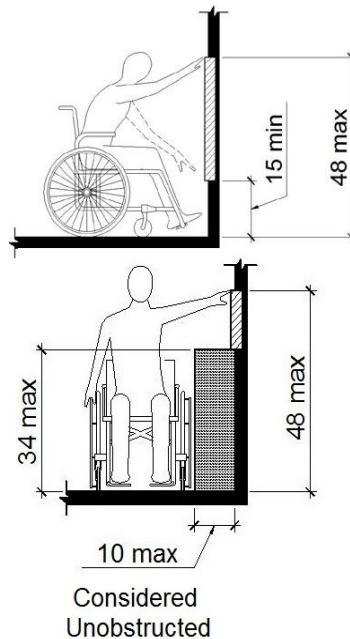
Budget Estimate: \$1,200

Recommendation:

Lower hygiene vending machine to 48" max AFF.

Barrier Priority:

3 (Moderate): Should be completed as soon as possible, but there may be other items that will provide greater access to persons with disabilities. (Includes findings that have a high financial impact on the entity in relationship to the degree of access provided).



As Built: The hygiene vending machine is not positioned correctly for either a side or front approach.

Where a clear floor or ground space allows a parallel or front approach and the side reach is unobstructed, the high side reach shall be 48 inches maximum above the finish floor or ground and the low side reach shall be 15 inches minimum above the finish floor or ground.

Citation: 2010 ADAS Section 308.2.1

Where a forward reach is unobstructed, the high forward reach shall be 48 inches (1220 mm) maximum and the low forward reach shall be 15 inches (380 mm) minimum above the finish floor or ground.

2010 ADAS Section 308.3.1

Where a clear floor or ground space allows a parallel approach to an element and the side reach is unobstructed, the high side reach shall be 48 inches (1220 mm) maximum and the low side reach shall be 15 inches (380 mm) minimum above the finish floor or ground.

CDC

Finding: 65

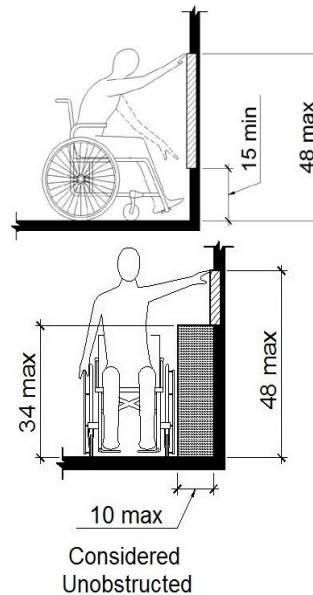
Budget Estimate: \$1,950.00

Recommendation:

Lower fire alarm pull station for top to be 48" max AFF.

Barrier Priority:

3 (Moderate): Should be completed as soon as possible, but there may be other items that will provide greater access to persons with disabilities. (Includes findings that have a high financial impact on the entity in relationship to the degree of access provided).



As Built: The fire alarm pull station is not positioned correctly for either a side or front approach.

Where a clear floor or ground space allows a parallel or front approach and the side reach is unobstructed, the high side reach shall be 48 inches maximum above the finish floor or ground and the low side reach shall be 15 inches minimum above the finish floor or ground.

Citation: 2010 ADAS Section 308.2.1

Where a forward reach is unobstructed, the high forward reach shall be 48 inches (1220 mm) maximum and the low forward reach shall be 15 inches (380 mm) minimum above the finish floor or ground.

2010 ADAS Section 308.3.1

Where a clear floor or ground space allows a parallel approach to an element and the side reach is unobstructed, the high side reach shall be 48 inches (1220 mm) maximum and the low side reach shall be 15 inches (380 mm) minimum above the finish floor or ground.

CDC

Finding: 66

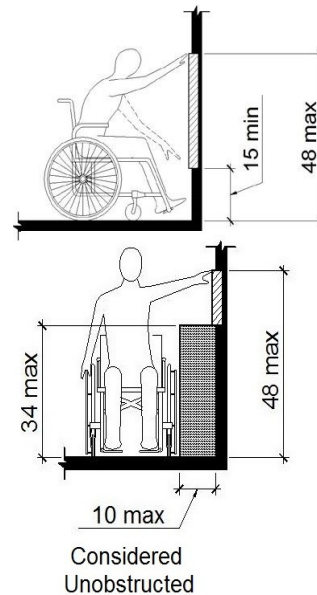

Budget Estimate: \$1,200.00

Recommendation:

Lower Fire Extinguisher for all operable components to be 48" max AFF.

Barrier Priority:

3 (Moderate): Should be completed as soon as possible, but there may be other items that will provide greater access to persons with disabilities. (Includes findings that have a high financial impact on the entity in relationship to the degree of access provided).



As Built: The Fire Extinguisher is not positioned correctly for either a side or front approach.

Where a clear floor or ground space allows a parallel or front approach and the side reach is unobstructed, the high side reach shall be 48 inches maximum above the finish floor or ground and the low side reach shall be 15 inches minimum above the finish floor or ground.

Citation: 2010 ADAS Section 308.2.1

Where a forward reach is unobstructed, the high forward reach shall be 48 inches (1220 mm) maximum and the low forward reach shall be 15 inches (380 mm) minimum above the finish floor or ground.

2010 ADAS Section 308.3.1

Where a clear floor or ground space allows a parallel approach to an element and the side reach is unobstructed, the high side reach shall be 48 inches (1220 mm) maximum and the low side reach shall be 15 inches (380 mm) minimum above the finish floor or ground.

Men's Restroom

Finding: 67

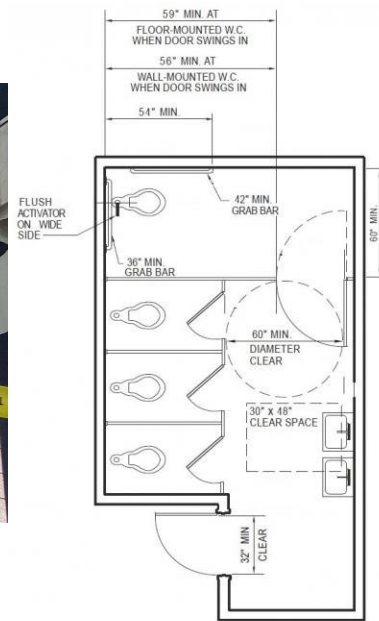
Budget Estimate: \$25,575.00

Recommendation:

Further design required to accommodate compliant toilet compartment.

Barrier Priority:

3 (Moderate): Should be completed as soon as possible, but there may be other items that will provide greater access to persons with disabilities. (Includes findings that have a high financial impact on the entity in relationship to the degree of access provided).



As Built: The toilet compartment does not have the required minimum clear floor space or maneuvering clearances for the toilet. Side grab bar installed incorrectly and rear grab bar missing.

Citation: 2010 ADAS Section 213.2

Where toilet rooms are provided, each toilet room shall comply with 603. Where bathing rooms are provided, each bathing room shall comply with 603.

Women's Restroom 2

Finding: 68

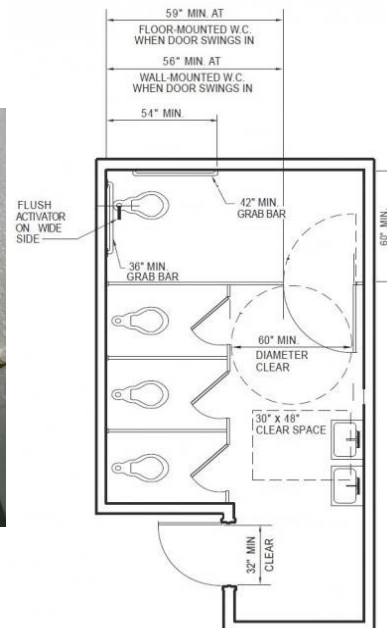

Budget Estimate: \$25,575.00

Recommendation:

Further design required to accommodate compliant toilet compartment.

Barrier Priority:

3 (Moderate): Should be completed as soon as possible, but there may be other items that will provide greater access to persons with disabilities. (Includes findings that have a high financial impact on the entity in relationship to the degree of access provided).



As Built: The toilet compartment does not have the required minimum clear floor space or maneuvering clearances for the toilet. Side grab bar installed incorrectly and rear grab bar missing.

Citation: 2010 ADAS Section 213.2

Where toilet rooms are provided, each toilet room shall comply with 603. Where bathing rooms are provided, each bathing room shall comply with 603.

Women's Gym Restroom

Finding: 69

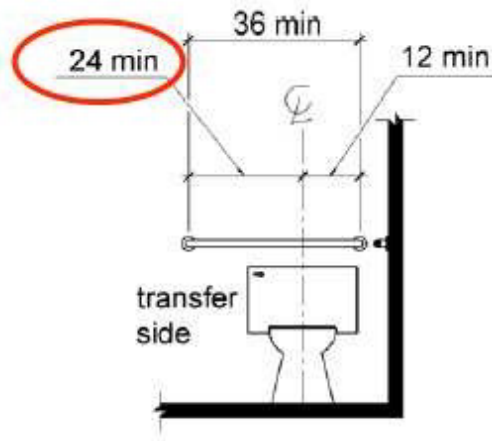

Budget Estimate: \$1,275.00

Recommendation:

Install new rear grab bar to extend 24" on open side.

Barrier Priority:

3 (Moderate): Should be completed as soon as possible, but there may be other items that will provide greater access to persons with disabilities. (Includes findings that have a high financial impact on the entity in relationship to the degree of access provided).



As Built: The rear grab bar does not extend adequately past the toilet on the wide side.

The rear grab bar must be a minimum of 36 inches long and extend from the centerline of the toilet 12 inches minimum on wall side and 24 inches minimum on the wide side.

Grab bars shall be installed in a horizontal position, 33 inches minimum and 36 inches maximum above the finish floor measured to the top of the gripping surface and the space between the grab bar and the top of the tank shall be 1-1/2 inches minimum.

Citation: 2010 ADAS Section 604.5.2

The rear wall grab bar shall be 36 inches (915 mm) long minimum and extend from the centerline of the water closet 12 inches (305 mm) minimum on one side and 24 inches (610 mm) minimum on the other side.

Women's Gym Restroom

Finding: 70

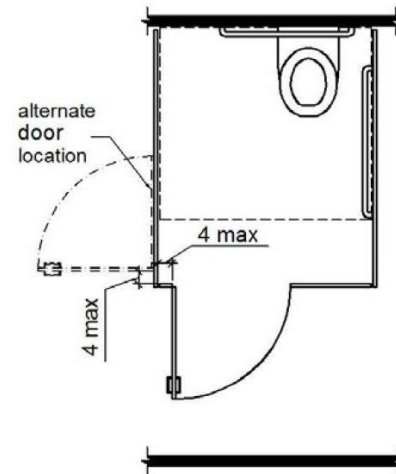

Budget Estimate: \$1,800.00

Recommendation:

Change door to be on open side.

Barrier Priority:

3 (Moderate): Should be completed as soon as possible, but there may be other items that will provide greater access to persons with disabilities. (Includes findings that have a high financial impact on the entity in relationship to the degree of access provided).



As Built: The door encroaches into the minimum required compartment area.

Toilet compartment doors shall not swing into the minimum required compartment area.

Wheelchair accessible compartments shall be 60 inches wide minimum measured perpendicular to the side wall, and 56 inches deep minimum for wall hung water closets and 59 inches deep minimum for floor mounted water closets measured perpendicular to the rear wall.

Citation: 2010 ADAS Section 604.8.1.2

Toilet compartment doors, including door hardware, shall comply with 404 except that if the approach is to the latch side of the compartment door, clearance between the door side of the compartment and any obstruction shall be 42 inches (1065 mm) minimum. Doors shall be located in the front partition or in the side wall or partition farthest from the water closet. Where located in the front partition, the door opening shall be 4 inches (100 mm) maximum from the side wall or partition farthest from the water closet. Where located in the side wall or partition, the door opening shall be 4 inches (100 mm) maximum from the front partition. The door shall be self-closing. A door pull complying with 404.2.7 shall be placed on both sides of the door near the latch. Toilet compartment doors shall not swing into the minimum required compartment area.

2010 ADAS Section 604.8.1.1

Wheelchair accessible compartments shall be 60 inches (1525 mm) wide minimum measured perpendicular to the side wall, and 56 inches (1420 mm) deep minimum for wall hung water closets and 59 inches (1500 mm) deep minimum for floor mounted water closets measured perpendicular to the rear wall. Wheelchair accessible compartments for children's use shall be 60 inches (1525 mm) wide minimum measured perpendicular to the side wall, and 59 inches (1500 mm) deep minimum for wall hung and floor mounted water closets measured perpendicular to the rear wall.

Women's Gym Restroom

Finding: 71

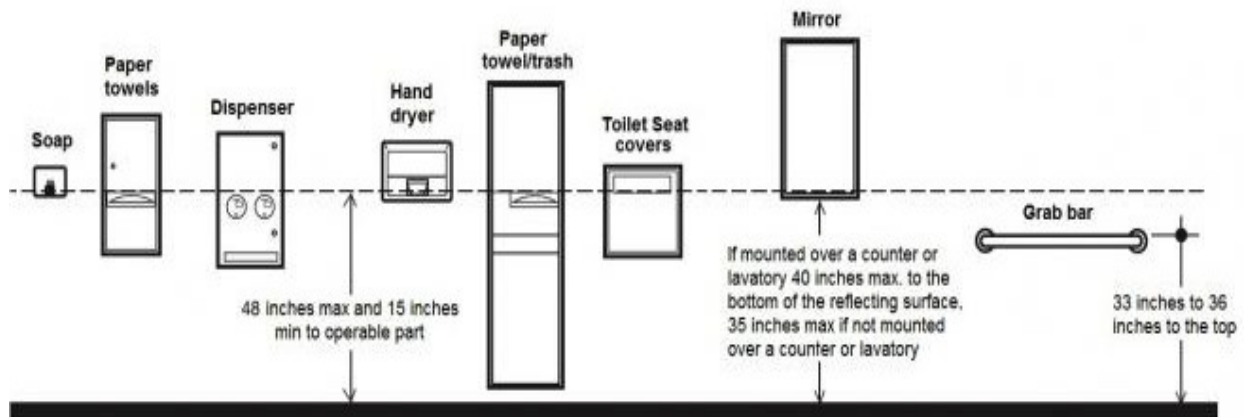
Budget Estimate: \$1,200.00

Recommendation:

Lower paper towel dispenser for all operable components to be 48" max AFF.

Barrier Priority:

3 (Moderate): Should be completed as soon as possible, but there may be other items that will provide greater access to persons with disabilities. (Includes findings that have a high financial impact on the entity in relationship to the degree of access provided).



As Built: The paper towel dispenser's operation mechanism is too high off the floor. Dispensers must have all operable parts a maximum of 48 inches above the floor.

Citation: 2010 ADAS Section 308.2.1

Where a forward reach is unobstructed, the high forward reach shall be 48 inches (1220 mm) maximum and the low forward reach shall be 15 inches (380 mm) minimum above the finish floor or ground.

Women's Gym Restroom

Finding: 72

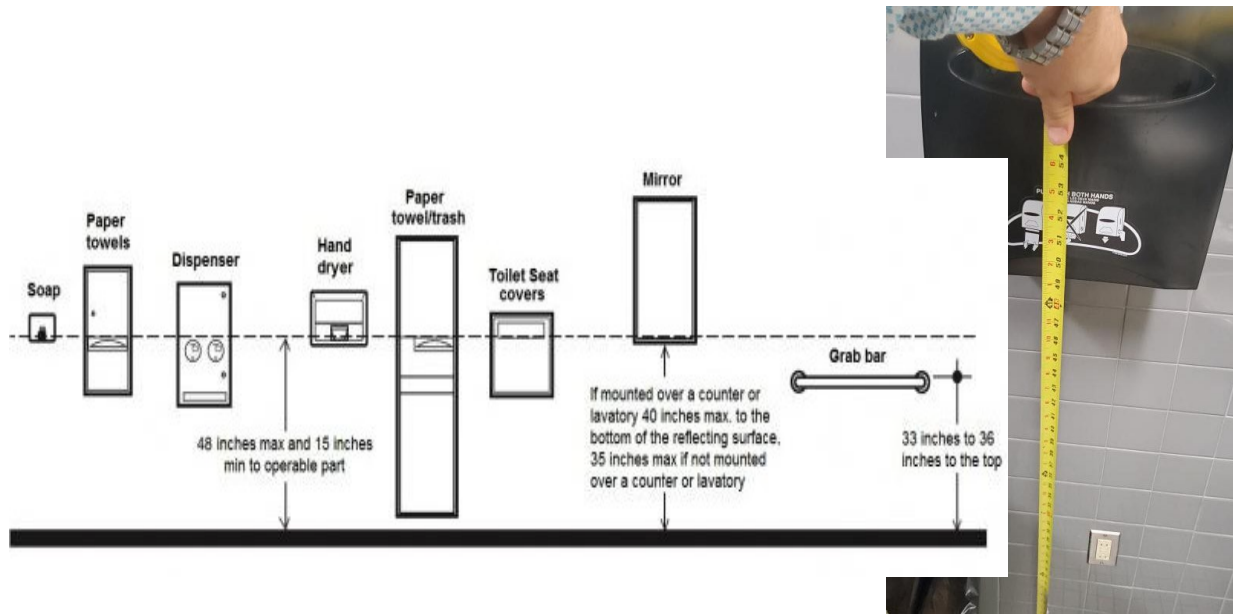
Budget Estimate: \$1,200.00

Recommendation:

Lower paper towel dispenser for all operable components to be 48" max AFF.

Barrier Priority:

3 (Moderate): Should be completed as soon as possible, but there may be other items that will provide greater access to persons with disabilities. (Includes findings that have a high financial impact on the entity in relationship to the degree of access provided).



As Built: The paper towel dispenser's operation mechanism is too high off the floor. Dispensers must have all operable parts a maximum of 48 inches above the floor.

Citation: 2010 ADAS Section 308.2.1

Where a forward reach is unobstructed, the high forward reach shall be 48 inches (1220 mm) maximum and the low forward reach shall be 15 inches (380 mm) minimum above the finish floor or ground.

Women's Gym Restroom

Finding: 73

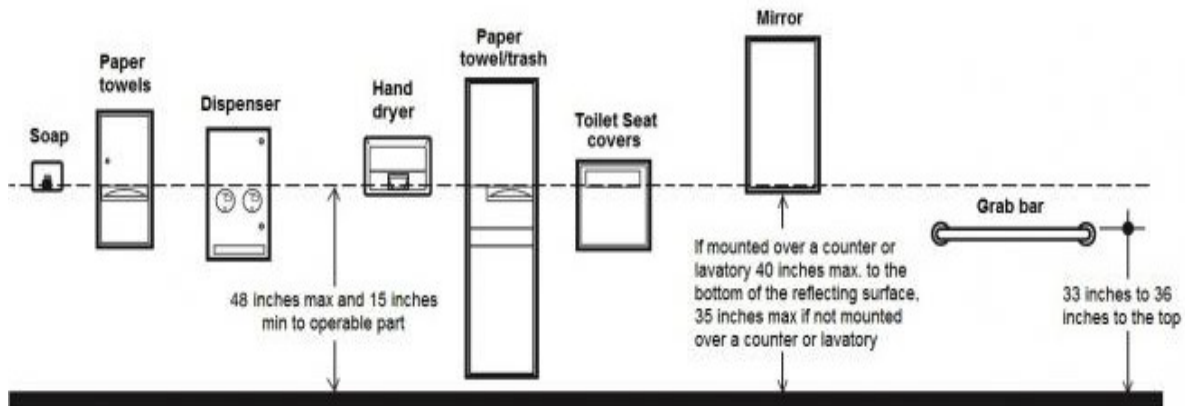
Budget Estimate: \$1,200.00

Recommendation:

Lower paper towel dispenser for all operable components to be 48" max AFF.

Barrier Priority:

3 (Moderate): Should be completed as soon as possible, but there may be other items that will provide greater access to persons with disabilities. (Includes findings that have a high financial impact on the entity in relationship to the degree of access provided).



As Built: The paper towel dispenser's operation mechanism is too high off the floor. Dispensers must have all operable parts a maximum of 48 inches above the floor.

Citation: 2010 ADAS Section 308.2.1

Where a forward reach is unobstructed, the high forward reach shall be 48 inches (1220 mm) maximum and the low forward reach shall be 15 inches (380 mm) minimum above the finish floor or ground.

Men's Gym Restroom

Finding: 74

Budget Estimate: \$1,275.00

Recommendation:

Install new rear grab bar to extend 24" on open side.

Barrier Priority:

3 (Moderate): Should be completed as soon as possible, but there may be other items that will provide greater access to persons with disabilities. (Includes findings that have a high financial impact on the entity in relationship to the degree of access provided).



As Built: The rear grab bar does not extend adequately past the toilet on the wide side.

The rear grab bar must be a minimum of 36 inches long and extend from the centerline of the toilet 12 inches minimum on wall side and 24 inches minimum on the wide side.

Grab bars shall be installed in a horizontal position, 33 inches minimum and 36 inches maximum above the finish floor measured to the top of the gripping surface and the space between the grab bar and the top of the tank shall be 1-1/2 inches minimum.

Citation: 2010 ADAS Section 604.5.2

The rear wall grab bar shall be 36 inches (915 mm) long minimum and extend from the centerline of the water closet 12 inches (305 mm) minimum on one side and 24 inches (610 mm) minimum on the other side.

Men's Gym Restroom

Finding: 75

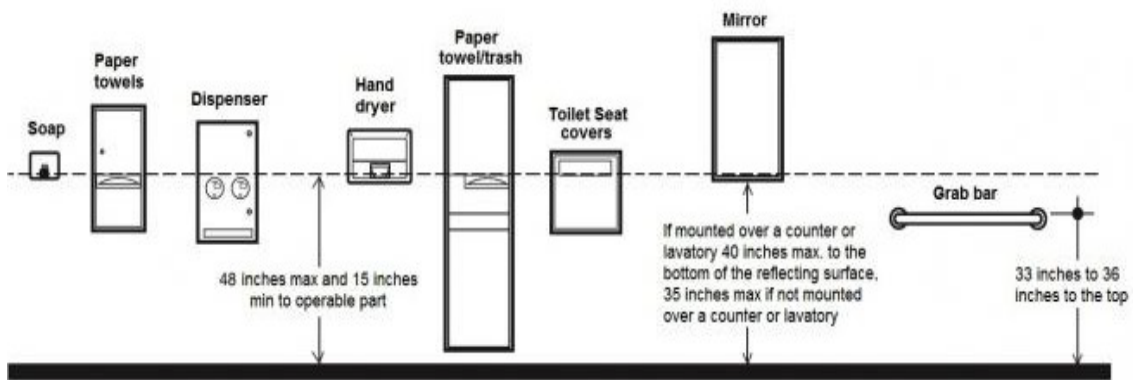
Budget Estimate: \$1,200.00

Recommendation:

Lower paper towel dispenser for all operable components to be 48" max AFF.

Barrier Priority:

3 (Moderate): Should be completed as soon as possible, but there may be other items that will provide greater access to persons with disabilities. (Includes findings that have a high financial impact on the entity in relationship to the degree of access provided).



As Built: The paper towel dispenser's operation mechanism is too high off the floor. Dispensers must have all operable parts a maximum of 48 inches above the floor.

Citation: 2010 ADAS Section 308.2.1

Where a forward reach is unobstructed, the high forward reach shall be 48 inches (1220 mm) maximum and the low forward reach shall be 15 inches (380 mm) minimum above the finish floor or ground.

Gymnasium

Finding: 76

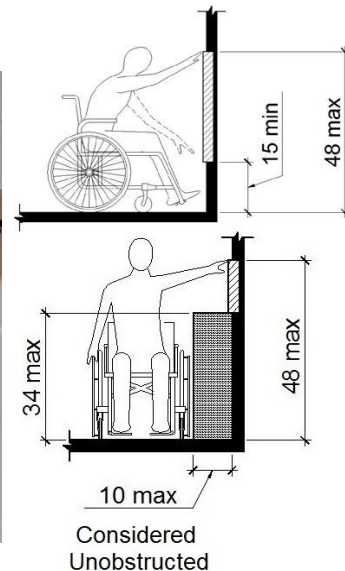
Budget Estimate: \$1,950.00

Recommendation:

Lower thermostat for all operable components to be 48" max AFF.

Barrier Priority:

3 (Moderate): Should be completed as soon as possible, but there may be other items that will provide greater access to persons with disabilities. (Includes findings that have a high financial impact on the entity in relationship to the degree of access provided).



As Built: The thermostat is not positioned correctly for either a side or front approach.

Where a clear floor or ground space allows a parallel or front approach and the side reach is unobstructed, the high side reach shall be 48 inches maximum above the finish floor or ground and the low side reach shall be 15 inches minimum above the finish floor or ground.

Citation: 2010 ADAS Section 308.2.1

Where a forward reach is unobstructed, the high forward reach shall be 48 inches (1220 mm) maximum and the low forward reach shall be 15 inches (380 mm) minimum above the finish floor or ground.

2010 ADAS Section 308.3.1

Where a clear floor or ground space allows a parallel approach to an element and the side reach is unobstructed, the high side reach shall be 48 inches (1220 mm) maximum and the low side reach shall be 15 inches (380 mm) minimum above the finish floor or ground.

Gymnasium

Finding: 77

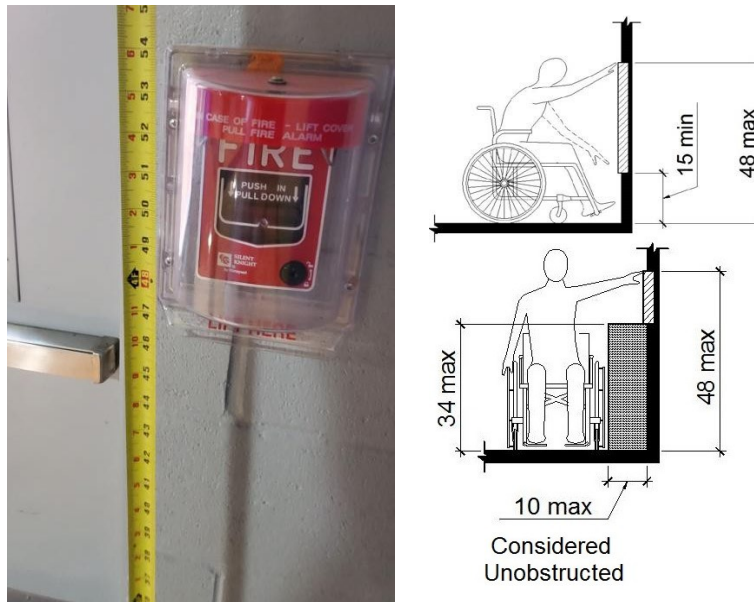
Budget Estimate: \$1,950.00

Recommendation:

Lower fire alarm pull station for top to be 48" max AFF.

Barrier Priority:

3 (Moderate): Should be completed as soon as possible, but there may be other items that will provide greater access to persons with disabilities. (Includes findings that have a high financial impact on the entity in relationship to the degree of access provided).



As Built: The fire alarm pull station is not positioned correctly for either a side or front approach.

Where a clear floor or ground space allows a parallel or front approach and the side reach is unobstructed, the high side reach shall be 48 inches maximum above the finish floor or ground and the low side reach shall be 15 inches minimum above the finish floor or ground.

Citation: 2010 ADAS Section 308.2.1

Where a forward reach is unobstructed, the high forward reach shall be 48 inches (1220 mm) maximum and the low forward reach shall be 15 inches (380 mm) minimum above the finish floor or ground.

2010 ADAS Section 308.3.1

Where a clear floor or ground space allows a parallel approach to an element and the side reach is unobstructed, the high side reach shall be 48 inches (1220 mm) maximum and the low side reach shall be 15 inches (380 mm) minimum above the finish floor or ground.

Gymnasium

Finding: 78

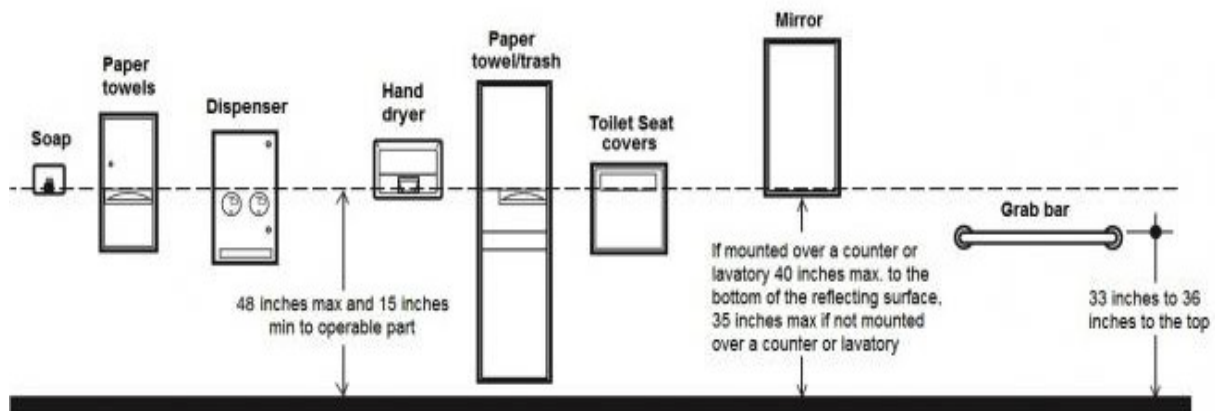
Budget Estimate: \$1,200.00

Recommendation:

Lower paper towel dispenser for all operable components to be 48" max AFF.

Barrier Priority:

3 (Moderate): Should be completed as soon as possible, but there may be other items that will provide greater access to persons with disabilities. (Includes findings that have a high financial impact on the entity in relationship to the degree of access provided).



As Built: The paper towel dispenser's operation mechanism is too high off the floor. Dispensers must have all operable parts a maximum of 48 inches above the floor.

Citation: 2010 ADAS Section 308.2.1

Where a forward reach is unobstructed, the high forward reach shall be 48 inches (1220 mm) maximum and the low forward reach shall be 15 inches (380 mm) minimum above the finish floor or ground.

Gymnasium

Finding: 79

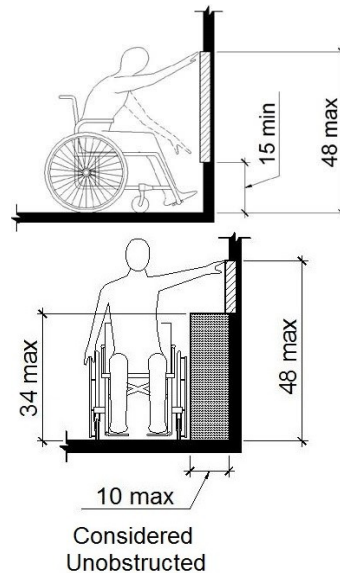
Budget Estimate: \$1,200.00

Recommendation:

Lower defibrillator for handle to be 48" max AFF.

Barrier Priority:

3 (Moderate): Should be completed as soon as possible, but there may be other items that will provide greater access to persons with disabilities. (Includes findings that have a high financial impact on the entity in relationship to the degree of access provided).



As Built: The defibrillator is not positioned correctly for either a side or front approach.

Where a clear floor or ground space allows a parallel or front approach and the side reach is unobstructed, the high side reach shall be 48 inches maximum above the finish floor or ground and the low side reach shall be 15 inches minimum above the finish floor or ground.

Citation: 2010 ADAS Section 308.2.1

Where a forward reach is unobstructed, the high forward reach shall be 48 inches (1220 mm) maximum and the low forward reach shall be 15 inches (380 mm) minimum above the finish floor or ground.

2010 ADAS Section 308.3.1

Where a clear floor or ground space allows a parallel approach to an element and the side reach is unobstructed, the high side reach shall be 48 inches (1220 mm) maximum and the low side reach shall be 15 inches (380 mm) minimum above the finish floor or ground.

Boy's Locker Room

Finding: 80

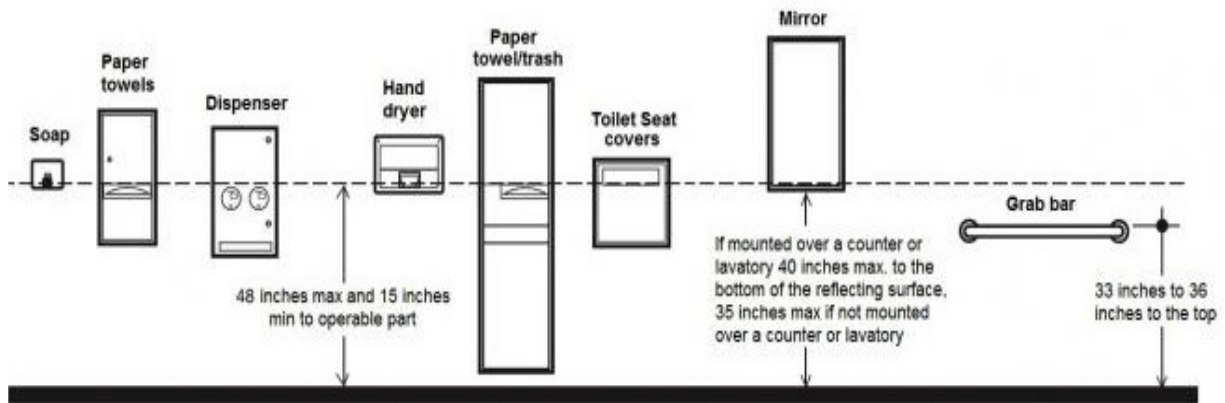
Budget Estimate: \$1,200.00

Recommendation:

Lower paper towel dispenser for all operable components to be 48" max AFF.

Barrier Priority:

3 (Moderate): Should be completed as soon as possible, but there may be other items that will provide greater access to persons with disabilities. (Includes findings that have a high financial impact on the entity in relationship to the degree of access provided).



As Built: The paper towel dispenser's operation mechanism is too high off the floor. Dispensers must have all operable parts a maximum of 48 inches above the floor.

Citation: 2010 ADAS Section 308.2.1

Where a forward reach is unobstructed, the high forward reach shall be 48 inches (1220 mm) maximum and the low forward reach shall be 15 inches (380 mm) minimum above the finish floor or ground.

Girl's Locker Room

Finding: 81

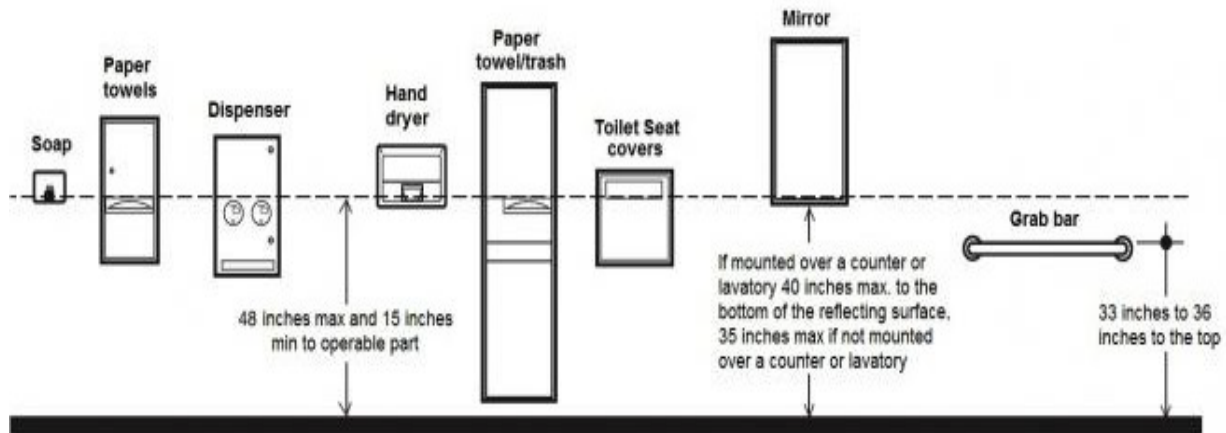
Budget Estimate: \$1,200.00

Recommendation:

Lower paper towel dispenser for all operable components to be 48" max AFF.

Barrier Priority:

3 (Moderate): Should be completed as soon as possible, but there may be other items that will provide greater access to persons with disabilities. (Includes findings that have a high financial impact on the entity in relationship to the degree of access provided).



As Built: The paper towel dispenser's operation mechanism is too high off the floor. Dispensers must have all operable parts a maximum of 48 inches above the floor.

Citation: 2010 ADAS Section 308.2.1

Where a forward reach is unobstructed, the high forward reach shall be 48 inches (1220 mm) maximum and the low forward reach shall be 15 inches (380 mm) minimum above the finish floor or ground.

Girl's Locker Room

Finding: 82

Budget Estimate: \$3,300.00

Recommendation:

Lower lavatory for top of lavatory to be 34".

Barrier Priority:

3 (Moderate): Should be completed as soon as possible, but there may be other items that will provide greater access to persons with disabilities. (Includes findings that have a high financial impact on the entity in relationship to the degree of access provided).



As Built: The top rim of the lavatory is too high.

All lavatories that are designated to be accessible shall be a minimum 17 inches in horizontal depth and mounted with the rim or counter edge no higher than 34 inches above the finished floor.

Citation: 2010 ADAS Section 606.3

Lavatories and sinks shall be installed with the front of the higher of the rim or counter surface 34 inches (865 mm) maximum above the finish floor or ground.

Girl's Locker Room

Finding: 83

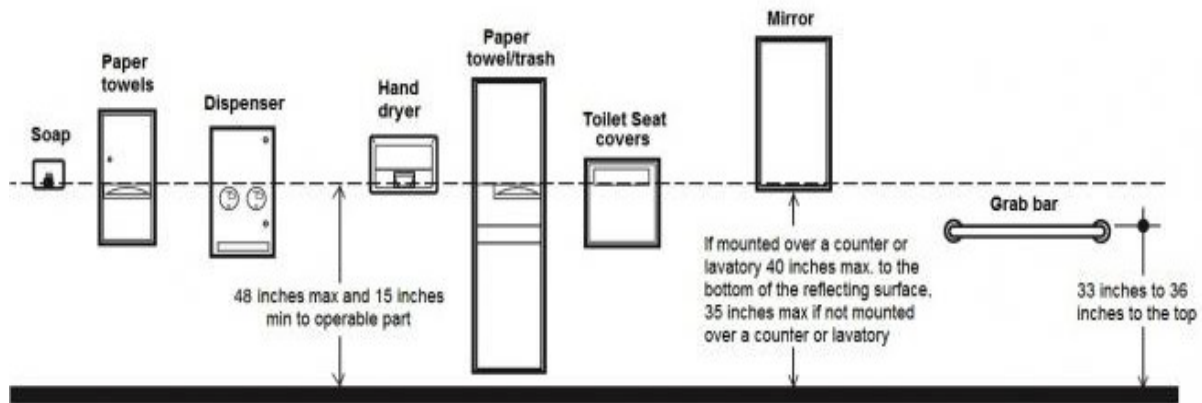
Budget Estimate: \$1,200.00

Recommendation:

Lower paper towel dispenser for all operable components to be 48" max AFF.

Barrier Priority:

3 (Moderate): Should be completed as soon as possible, but there may be other items that will provide greater access to persons with disabilities. (Includes findings that have a high financial impact on the entity in relationship to the degree of access provided).



As Built: The paper towel dispenser's operation mechanism is too high off the floor. Dispensers must have all operable parts a maximum of 48 inches above the floor.

Citation: 2010 ADAS Section 308.2.1

Where a forward reach is unobstructed, the high forward reach shall be 48 inches (1220 mm) maximum and the low forward reach shall be 15 inches (380 mm) minimum above the finish floor or ground.

Staff Break Room

Finding: 84

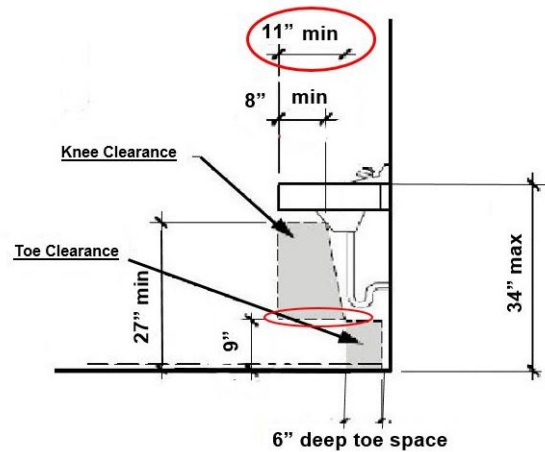
Budget Estimate: \$5,700.00

Recommendation:

Remove sink base cabinet and install wall mounted with required knee clearance. Sink counter to be 34" max AFF.

Barrier Priority:

3 (Moderate): Should be completed as soon as possible, but there may be other items that will provide greater access to persons with disabilities. (Includes findings that have a high financial impact on the entity in relationship to the degree of access provided).



As Built: Compliant knee space has not been provided under the lavatory.

The knee clearance shall be 11 inches minimum in depth at 9 inches above the floor, and 8 inches minimum in depth at 27 inches above the floor. The top of the lavatory rim may be no higher than 34 inches.

Citation: 2010 ADAS Section 306.3.1

Space under an element between 9 inches (230 mm) and 27 inches (685 mm) above the finish floor or ground shall be considered knee clearance and shall comply with 306.3.

Staff Break Room

Finding: 85

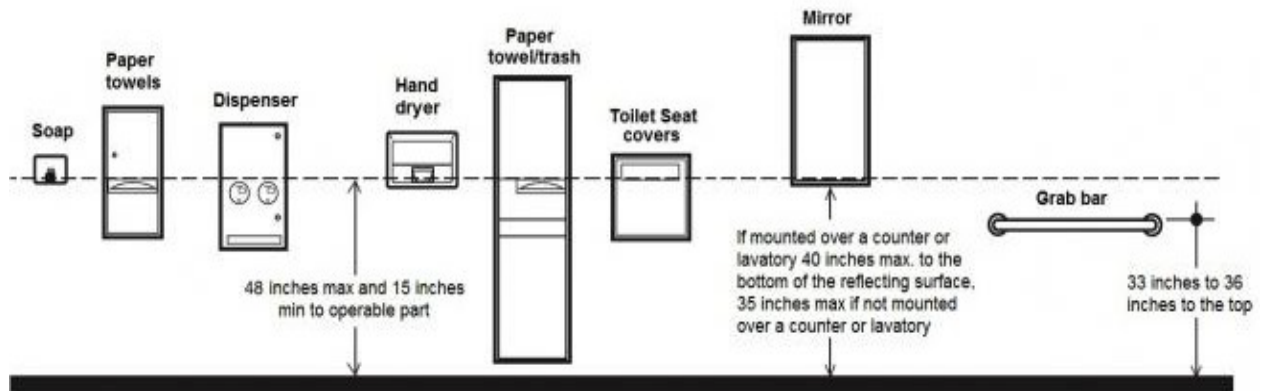
Budget Estimate: \$1,200.00

Recommendation:

Lower paper towel dispenser for all operable components to be 48" max AFF.

Barrier Priority:

3 (Moderate): Should be completed as soon as possible, but there may be other items that will provide greater access to persons with disabilities. (Includes findings that have a high financial impact on the entity in relationship to the degree of access provided).



As Built: The paper towel dispenser's operation mechanism is too high off the floor. Dispensers must have all operable parts a maximum of 48 inches above the floor.

Citation: 2010 ADAS Section 308.2.1

Where a forward reach is unobstructed, the high forward reach shall be 48 inches (1220 mm) maximum and the low forward reach shall be 15 inches (380 mm) minimum above the finish floor or ground.

Staff Toilet

Finding: 86

Budget Estimate: \$9,600.00

Recommendation:

Further design required to accommodate compliant restroom.

Barrier Priority:

3 (Moderate): Should be completed as soon as possible, but there may be other items that will provide greater access to persons with disabilities. (Includes findings that have a high financial impact on the entity in relationship to the degree of access provided).



As Built: The lavatory projects into the clear floor space required for the toilet. The clear floor space is 60 inches along the back wall by 56 inches.

The required clearance around the water closet shall be permitted to overlap the water closet, associated grab bars, dispensers, sanitary napkin disposal units, coat hooks, shelves, accessible routes, clear floor space and clearances required at other fixtures, and the turning space. No other fixtures or obstructions shall be located within the required water closet clearance.

Citation: 2010 ADAS Section 604.3.2

The required clearance around the water closet shall be permitted to overlap the water closet, associated grab bars, dispensers, sanitary napkin disposal units, coat hooks, shelves, accessible routes, clear floor space and clearances required at other fixtures, and the turning space. No other fixtures or obstructions shall be located within the required water closet clearance.

Staff Toilet

Finding: 87

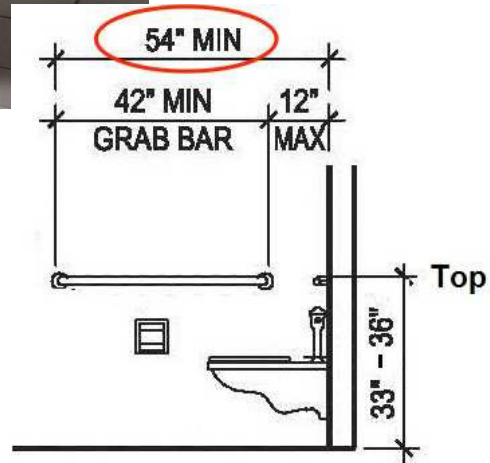
Budget Estimate: \$1,275.00

Recommendation:

Adjust side grab bar to be 54" from wall.

Barrier Priority:

3 (Moderate): Should be completed as soon as possible, but there may be other items that will provide greater access to persons with disabilities. (Includes findings that have a high financial impact on the entity in relationship to the degree of access provided).



As Built: The side grab bar does not extend far enough from the rear wall.

The side grab bar must extend at least 54 inches minimum beyond the rear wall and start a maximum of 12 inches from the rear wall. A 42 inch grab bar installed the maximum distance from the rear wall (12 inches) will leave the leading end 54 inches from the rear wall.

Grab bars shall be installed in a horizontal position, 33 inches minimum and 36 inches maximum above the finish floor measured to the top of the gripping surface.

Citation: 2010 ADAS Section 604.5.1

The side wall grab bar shall be 42 inches (1065 mm) long minimum, located 12 inches (305 mm) maximum from the rear wall and extending 54 inches (1370 mm) minimum from the rear wall.

Staff Toilet

Finding: 88

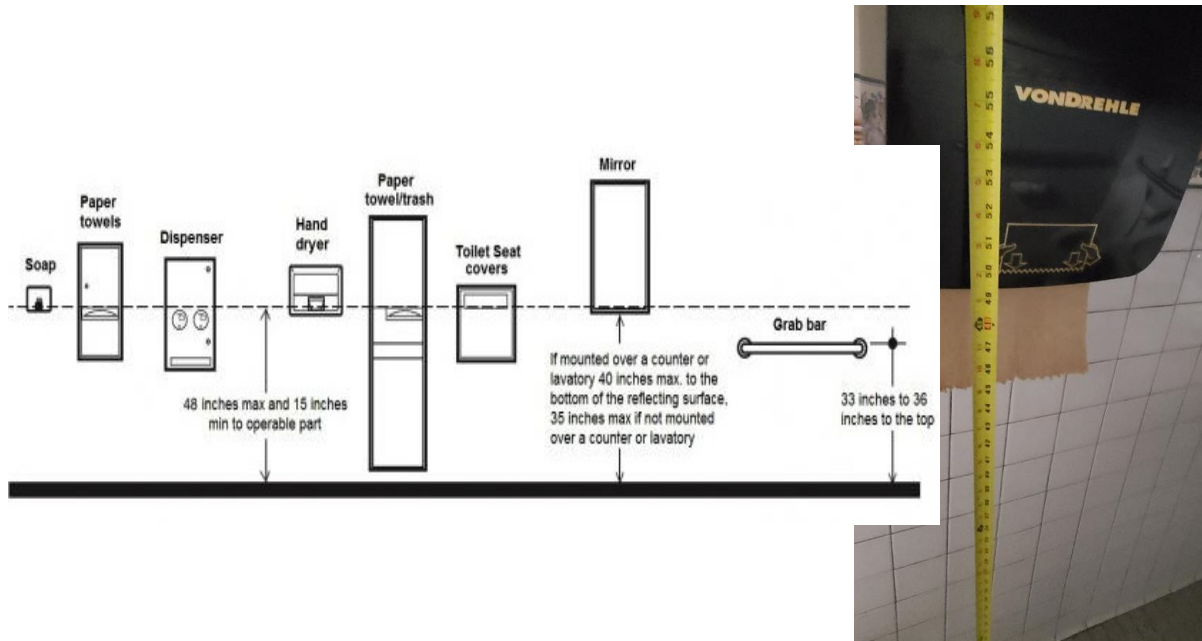
Budget Estimate: \$1,200.00

Recommendation:

Lower paper towel dispenser for all operable components to be 48" max AFF.

Barrier Priority:

3 (Moderate): Should be completed as soon as possible, but there may be other items that will provide greater access to persons with disabilities. (Includes findings that have a high financial impact on the entity in relationship to the degree of access provided).



As Built: The paper towel dispenser's operation mechanism is too high off the floor. Dispensers must have all operable parts a maximum of 48 inches above the floor.

Citation: 2010 ADAS Section 308.2.1

Where a forward reach is unobstructed, the high forward reach shall be 48 inches (1220 mm) maximum and the low forward reach shall be 15 inches (380 mm) minimum above the finish floor or ground.

Reception

Finding: 89

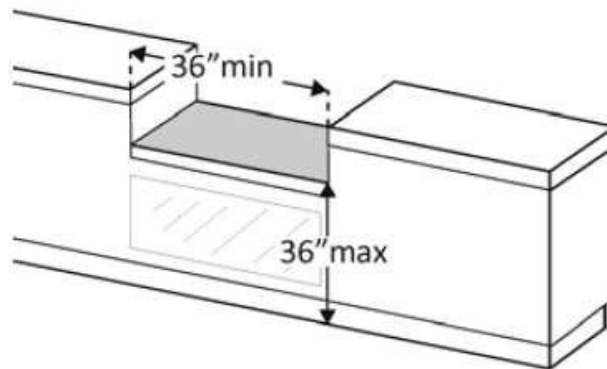

Budget Estimate: \$18,187.50

Recommendation:

Cut out 3' section with minimum 17" countertop overhang depth. Max height for counter to be 36".

Barrier Priority:

3 (Moderate): Should be completed as soon as possible, but there may be other items that will provide greater access to persons with disabilities. (Includes findings that have a high financial impact on the entity in relationship to the degree of access provided).



As Built: The counter is too high.

A portion of the counter surface that is 36 inches long minimum and 36 inches high maximum above the finish floor shall be provided. Knee and toe space must be provided for a forward approach. A 30-inch by 48-inch clear floor space on an accessible route must be provided for either a forward or parallel approach.

Citation: 2010 ADAS Section 904.4.2

A portion of the counter surface that is 30 inches (760 mm) long minimum and 36 inches (915 mm) high maximum shall be provided. Knee and toe space complying with 306 shall be provided under the counter. A clear floor or ground space complying with 305 shall be positioned for a forward approach to the counter.

2010 ADAS Section 904.4.1

A portion of the counter surface that is 36 inches (915 mm) long minimum and 36 inches (915 mm) high maximum above the finish floor shall be provided. A clear floor or ground space complying with 305 shall be positioned for a parallel approach adjacent to the 36 inch (915 mm) minimum length of counter.

Library

Finding: 90

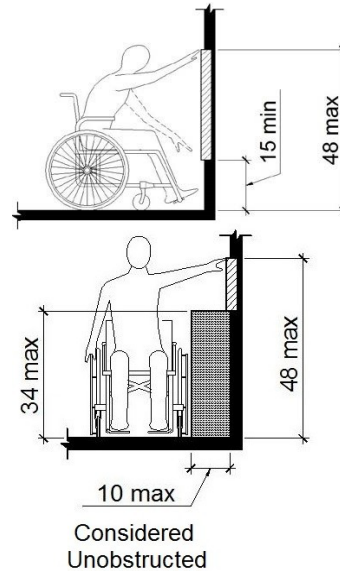
Budget Estimate: \$1,950.00

Recommendation:

Lower thermostat for all operable components to be 48" max AFF.

Barrier Priority:

3 (Moderate): Should be completed as soon as possible, but there may be other items that will provide greater access to persons with disabilities. (Includes findings that have a high financial impact on the entity in relationship to the degree of access provided).



As Built: The thermostat is not positioned correctly for either a side or front approach.

Where a clear floor or ground space allows a parallel or front approach and the side reach is unobstructed, the high side reach shall be 48 inches maximum above the finish floor or ground and the low side reach shall be 15 inches minimum above the finish floor or ground.

Citation: 2010 ADAS Section 308.2.1

Where a forward reach is unobstructed, the high forward reach shall be 48 inches (1220 mm) maximum and the low forward reach shall be 15 inches (380 mm) minimum above the finish floor or ground.

2010 ADAS Section 308.3.1

Where a clear floor or ground space allows a parallel approach to an element and the side reach is unobstructed, the high side reach shall be 48 inches (1220 mm) maximum and the low side reach shall be 15 inches (380 mm) minimum above the finish floor or ground.

Library

Finding: 91

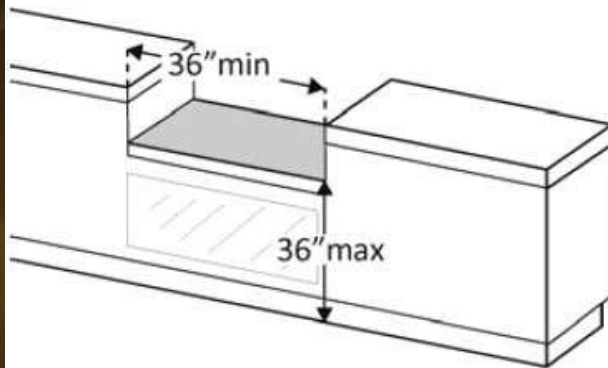
Budget Estimate: \$18,187.50

Recommendation:

Cut out 3' section with minimum 17" countertop overhang depth. Max height for counter to be 36".

Barrier Priority:

3 (Moderate): Should be completed as soon as possible, but there may be other items that will provide greater access to persons with disabilities. (Includes findings that have a high financial impact on the entity in relationship to the degree of access provided).



As Built: The counter is too high.

A portion of the counter surface that is 36 inches long minimum and 36 inches high maximum above the finish floor shall be provided. Knee and toe space must be provided for a forward approach. A 30 inch by 48 inch clear floor space on an accessible route must be provided for either a forward or parallel approach.

Citation: 2010 ADAS Section 904.4.2

A portion of the counter surface that is 30 inches (760 mm) long minimum and 36 inches (915 mm) high maximum shall be provided. Knee and toe space complying with 306 shall be provided under the counter. A clear floor or ground space complying with 305 shall be positioned for a forward approach to the counter.

2010 ADAS Section 904.4.1

A portion of the counter surface that is 36 inches (915 mm) long minimum and 36 inches (915 mm) high maximum above the finish floor shall be provided. A clear floor or ground space complying with 305 shall be positioned for a parallel approach adjacent to the 36 inch (915 mm) minimum length of counter.

Library

Finding: 92

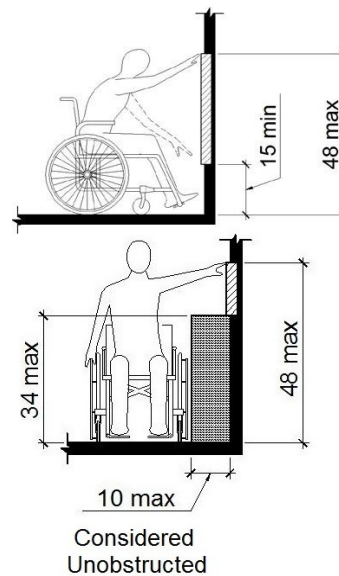
Budget Estimate: \$1,950.00

Recommendation:

Lower thermostat for all operable components to be 48" max AFF.

Barrier Priority:

3 (Moderate): Should be completed as soon as possible, but there may be other items that will provide greater access to persons with disabilities. (Includes findings that have a high financial impact on the entity in relationship to the degree of access provided).



As Built: The thermostat is not positioned correctly for either a side or front approach.

Where a clear floor or ground space allows a parallel or front approach and the side reach is unobstructed, the high side reach shall be 48 inches maximum above the finish floor or ground and the low side reach shall be 15 inches minimum above the finish floor or ground.

Citation: 2010 ADAS Section 308.2.1

Where a forward reach is unobstructed, the high forward reach shall be 48 inches (1220 mm) maximum and the low forward reach shall be 15 inches (380 mm) minimum above the finish floor or ground.

2010 ADAS Section 308.3.1

Where a clear floor or ground space allows a parallel approach to an element and the side reach is unobstructed, the high side reach shall be 48 inches (1220 mm) maximum and the low side reach shall be 15 inches (380 mm) minimum above the finish floor or ground.

Women's Restroom 4

Finding: 93


Budget Estimate: \$1,275.00

Recommendation:

Adjust side grab bar to be 54" from wall.

Barrier Priority:

3 (Moderate): Should be completed as soon as possible, but there may be other items that will provide greater access to persons with disabilities. (Includes findings that have a high financial impact on the entity in relationship to the degree of access provided).



As Built: The side grab bar does not extend far enough from the rear wall.

The side grab bar must extend at least 54 inches minimum beyond the rear wall and start a maximum of 12 inches from the rear wall. A 42 inch grab bar installed the maximum distance from the rear wall (12 inches) will leave the leading end 54 inches from the rear wall.

Grab bars shall be installed in a horizontal position, 33 inches minimum and 36 inches maximum above the finish floor measured to the top of the gripping surface.

Citation: 2010 ADAS Section 604.5.1

The side wall grab bar shall be 42 inches (1065 mm) long minimum, located 12 inches (305 mm) maximum from the rear wall and extending 54 inches (1370 mm) minimum from the rear wall.

Women's Restroom 4

Finding: 94

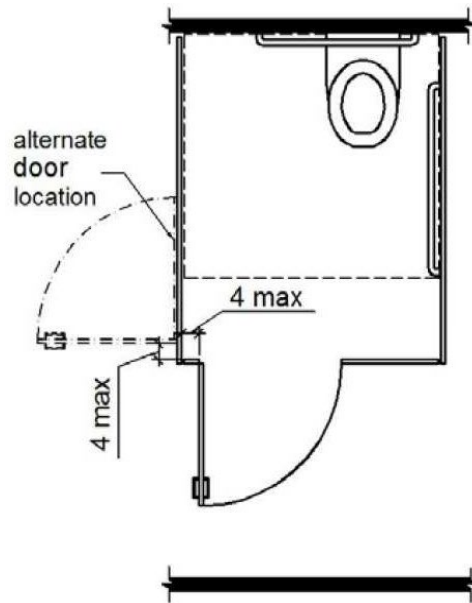
Budget Estimate: \$2,175.00

Recommendation:

Install new door partition for door to be on open side.

Barrier Priority:

3 (Moderate): Should be completed as soon as possible, but there may be other items that will provide greater access to persons with disabilities. (Includes findings that have a high financial impact on the entity in relationship to the degree of access provided).



As Built: The door encroaches into the minimum required compartment area.

Toilet compartment doors shall not swing into the minimum required compartment area.

Wheelchair accessible compartments shall be 60 inches wide minimum measured perpendicular to the side wall, and 56 inches deep minimum for wall hung water closets and 59 inches deep minimum for floor mounted water closets measured perpendicular to the rear wall.

Citation: 2010 ADAS Section 604.8.1.2

Toilet compartment doors, including door hardware, shall comply with 404 except that if the approach is to the latch side of the compartment door, clearance between the door side of the compartment and any obstruction shall be 42 inches (1065 mm) minimum. Doors shall be located in the front partition or in the side wall or partition farthest from the water closet. Where located in the front partition, the door opening shall be 4 inches (100 mm) maximum from the side wall or partition farthest from the water

closet. Where located in the side wall or partition, the door opening shall be 4 inches (100 mm) maximum from the front partition. The door shall be self-closing. A door pull complying with 404.2.7 shall be placed on both sides of the door near the latch. Toilet compartment doors shall not swing into the minimum required compartment area.

2010 ADAS Section 604.8.1.1

Wheelchair accessible compartments shall be 60 inches (1525 mm) wide minimum measured perpendicular to the side wall, and 56 inches (1420 mm) deep minimum for wall hung water closets and 59 inches (1500 mm) deep minimum for floor mounted water closets measured perpendicular to the rear wall. Wheelchair accessible compartments for children's use shall be 60 inches (1525 mm) wide minimum measured perpendicular to the side wall, and 59 inches (1500 mm) deep minimum for wall hung and floor mounted water closets measured perpendicular to the rear wall.

Men's Restroom 4

Finding: 95

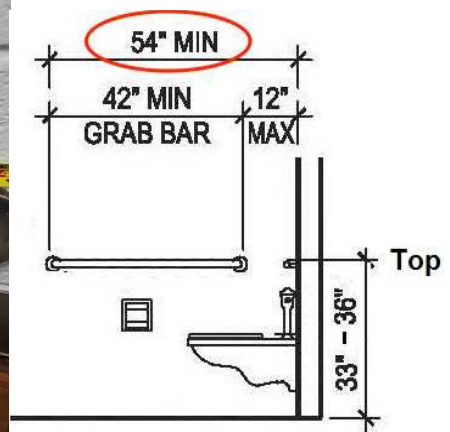
Budget Estimate: \$1,275.00

Recommendation:

Adjust side grab bar to be 54" from wall.

Barrier Priority:

3 (Moderate): Should be completed as soon as possible, but there may be other items that will provide greater access to persons with disabilities. (Includes findings that have a high financial impact on the entity in relationship to the degree of access provided).



As Built: The side grab bar does not extend far enough from the rear wall.

The side grab bar must extend at least 54 inches minimum beyond the rear wall and start a maximum of 12 inches from the rear wall. A 42 inch grab bar installed the maximum distance from the rear wall (12 inches) will leave the leading end 54 inches from the rear wall.

Grab bars shall be installed in a horizontal position, 33 inches minimum and 36 inches maximum above the finish floor measured to the top of the gripping surface.

Citation: 2010 ADAS Section 604.5.1

The side wall grab bar shall be 42 inches (1065 mm) long minimum, located 12 inches (305 mm) maximum from the rear wall and extending 54 inches (1370 mm) minimum from the rear wall.

Men's Restroom 4

Finding: 96

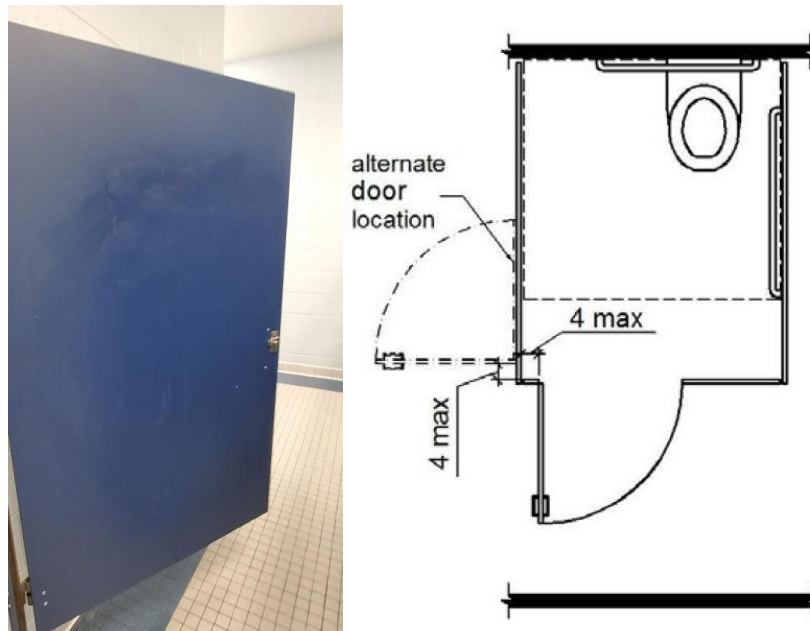
Budget Estimate: \$2,175.00

Recommendation:

Install new door partition for door to be on open side.

Barrier Priority:

3 (Moderate): Should be completed as soon as possible, but there may be other items that will provide greater access to persons with disabilities. (Includes findings that have a high financial impact on the entity in relationship to the degree of access provided).



As Built: The door encroaches into the minimum required compartment area.

Toilet compartment doors shall not swing into the minimum required compartment area.

Wheelchair accessible compartments shall be 60 inches wide minimum measured perpendicular to the side wall, and 56 inches deep minimum for wall hung water closets and 59 inches deep minimum for floor mounted water closets measured perpendicular to the rear wall.

Citation: 2010 ADAS Section 604.8.1.2

Toilet compartment doors, including door hardware, shall comply with 404 except that if the approach is to the latch side of the compartment door, clearance between the door side of the compartment and any obstruction shall be 42 inches (1065 mm) minimum. Doors shall be located in the front partition or in the side wall or partition farthest from the water closet. Where located in the front partition, the door opening shall be 4 inches (100 mm) maximum from the side wall or partition farthest from the water closet. Where located in the side wall or partition, the door opening shall be 4 inches (100 mm)

maximum from the front partition. The door shall be self-closing. A door pull complying with 404.2.7 shall be placed on both sides of the door near the latch. Toilet compartment doors shall not swing into the minimum required compartment area.

2010 ADAS Section 604.8.1.1

Wheelchair accessible compartments shall be 60 inches (1525 mm) wide minimum measured perpendicular to the side wall, and 56 inches (1420 mm) deep minimum for wall hung water closets and 59 inches (1500 mm) deep minimum for floor mounted water closets measured perpendicular to the rear wall. Wheelchair accessible compartments for children's use shall be 60 inches (1525 mm) wide minimum measured perpendicular to the side wall, and 59 inches (1500 mm) deep minimum for wall hung and floor mounted water closets measured perpendicular to the rear wall

Women's Restroom 5

Finding: 97

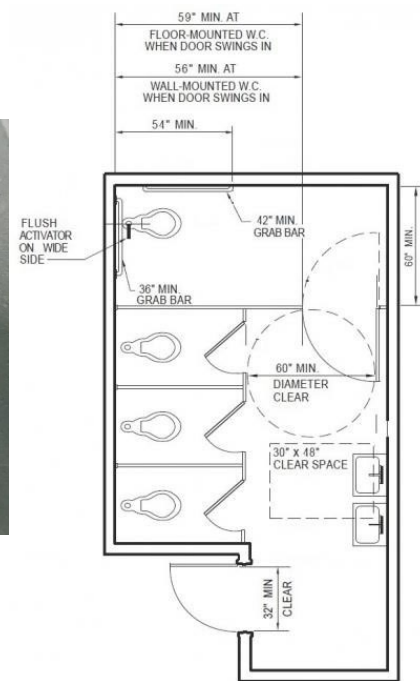
Budget Estimate: \$25,575.00

Recommendation:

Further design required to accommodate compliant toilet compartment.

Barrier Priority:

3 (Moderate): Should be completed as soon as possible, but there may be other items that will provide greater access to persons with disabilities. (Includes findings that have a high financial impact on the entity in relationship to the degree of access provided).



As Built: The toilet compartment does not have the required minimum clear floor space or maneuvering clearances for the toilet. Side grab bar installed incorrectly and rear grab bar missing.

Citation: 2010 ADAS Section 213.2

Where toilet rooms are provided, each toilet room shall comply with 603. Where bathing rooms are provided, each bathing room shall comply with 603.

Women's Restroom 5

Finding: 98

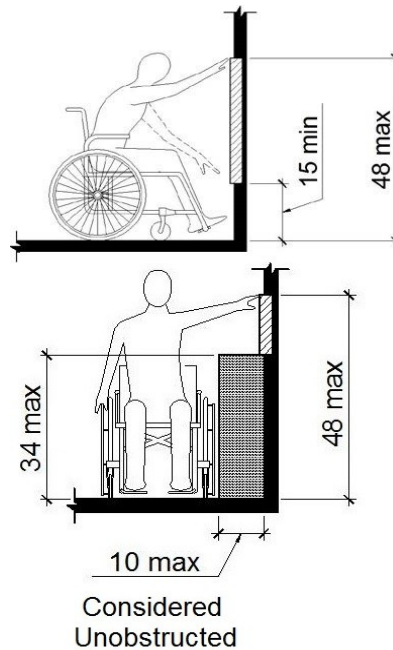
Budget Estimate: \$1,200.00

Recommendation:

Lower hygiene vending machine to 48" max AFF.

Barrier Priority:

3 (Moderate): Should be completed as soon as possible, but there may be other items that will provide greater access to persons with disabilities. (Includes findings that have a high financial impact on the entity in relationship to the degree of access provided).



As Built: The hygiene vending machine is not positioned correctly for either a side or front approach.

Where a clear floor or ground space allows a parallel or front approach and the side reach is unobstructed, the high side reach shall be 48 inches maximum above the finish floor or ground and the low side reach shall be 15 inches minimum above the finish floor or ground.

Citation: 2010 ADAS Section 308.2.1

Where a forward reach is unobstructed, the high forward reach shall be 48 inches (1220 mm) maximum and the low forward reach shall be 15 inches (380 mm) minimum above the finish floor or ground.

2010 ADAS Section 308.3.1

Where a clear floor or ground space allows a parallel approach to an element and the side reach is unobstructed, the high side reach shall be 48 inches (1220 mm) maximum and the low side reach shall be 15 inches (380 mm) minimum above the finish floor or ground.

Science Lab

Finding: 99

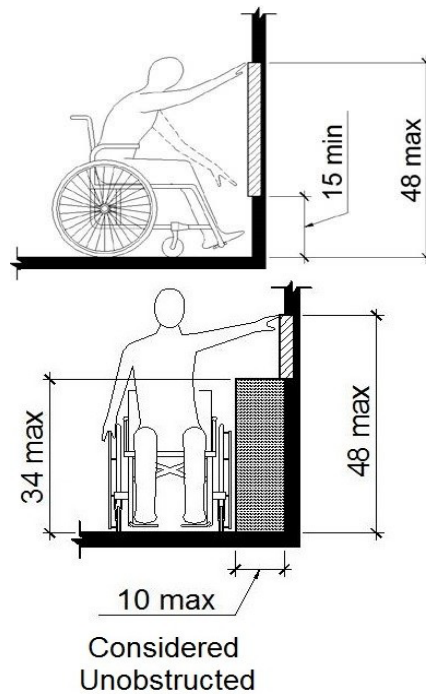
Budget Estimate: \$1,200.00

Recommendation:

Lower Fire Extinguisher for all operable components to be 48" max AFF.

Barrier Priority:

3 (Moderate): Should be completed as soon as possible, but there may be other items that will provide greater access to persons with disabilities. (Includes findings that have a high financial impact on the entity in relationship to the degree of access provided).



As Built: The Fire Extinguisher is not positioned correctly for either a side or front approach.

Where a clear floor or ground space allows a parallel or front approach and the side reach is unobstructed, the high side reach shall be 48 inches maximum above the finish floor or ground and the low side reach shall be 15 inches minimum above the finish floor or ground.

Citation: 2010 ADAS Section 308.2.1

Where a forward reach is unobstructed, the high forward reach shall be 48 inches (1220 mm) maximum and the low forward reach shall be 15 inches (380 mm) minimum above the finish floor or ground.

2010 ADAS Section 308.3.1

Where a clear floor or ground space allows a parallel approach to an element and the side reach is unobstructed, the high side reach shall be 48 inches (1220 mm) maximum and the low side reach shall be 15 inches (380 mm) minimum above the finish floor or ground.

Men's Restroom 5

Finding: 100

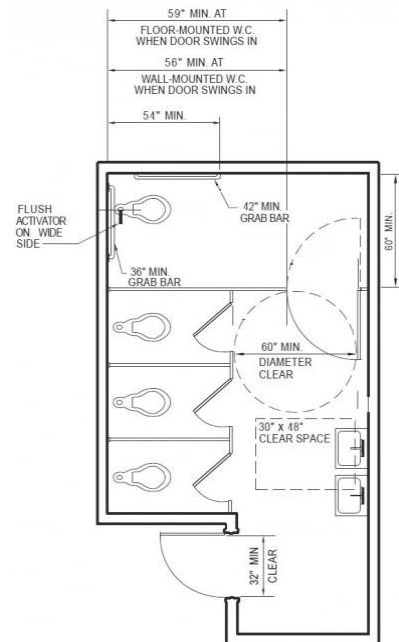

Budget Estimate: \$25,575.00

Recommendation:

Further design required to accommodate compliant toilet compartment.

Barrier Priority:

3 (Moderate): Should be completed as soon as possible, but there may be other items that will provide greater access to persons with disabilities. (Includes findings that have a high financial impact on the entity in relationship to the degree of access provided).



As Built: The toilet compartment does not have the required minimum clear floor space or maneuvering clearances for the toilet. Side grab bar installed incorrectly and rear grab bar missing.

Citation: 2010 ADAS Section 213.2

Where toilet rooms are provided, each toilet room shall comply with 603. Where bathing rooms are provided, each bathing room shall comply with 603.

Women's Restroom 6

Finding: 101

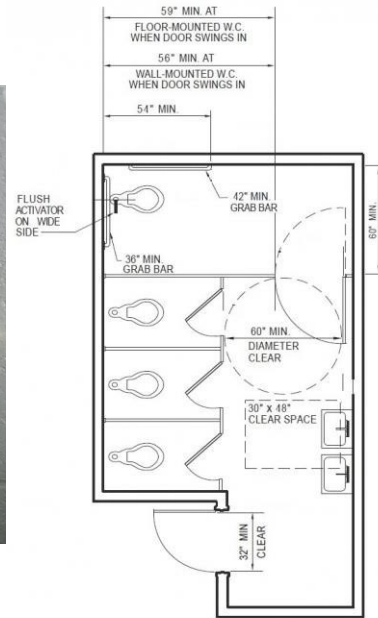
Budget Estimate: \$25,575.00

Recommendation:

Further design required to accommodate compliant toilet compartment.

Barrier Priority:

3 (Moderate): Should be completed as soon as possible, but there may be other items that will provide greater access to persons with disabilities. (Includes findings that have a high financial impact on the entity in relationship to the degree of access provided).



As Built: The toilet compartment does not have the required minimum clear floor space or maneuvering clearances for the toilet. Side grab bar installed incorrectly and rear grab bar missing.

Citation: 2010 ADAS Section 213.2

Where toilet rooms are provided, each toilet room shall comply with 603. Where bathing rooms are provided, each bathing room shall comply with 603.

Science Lab 2

Finding: 102

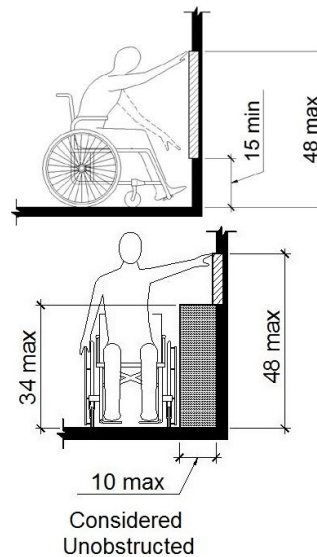
Budget Estimate: \$1,200.00

Recommendation:

Lower Fire Extinguisher for all operable components to be 48" max AFF.

Barrier Priority:

3 (Moderate): Should be completed as soon as possible, but there may be other items that will provide greater access to persons with disabilities. (Includes findings that have a high financial impact on the entity in relationship to the degree of access provided).



As Built: The Fire Extinguisher is not positioned correctly for either a side or front approach.

Where a clear floor or ground space allows a parallel or front approach and the side reach is unobstructed, the high side reach shall be 48 inches maximum above the finish floor or ground and the low side reach shall be 15 inches minimum above the finish floor or ground.

Citation: 2010 ADAS Section 308.2.1

Where a forward reach is unobstructed, the high forward reach shall be 48 inches (1220 mm) maximum and the low forward reach shall be 15 inches (380 mm) minimum above the finish floor or ground.

2010 ADAS Section 308.3.1

Where a clear floor or ground space allows a parallel approach to an element and the side reach is unobstructed, the high side reach shall be 48 inches (1220 mm) maximum and the low side reach shall be 15 inches (380 mm) minimum above the finish floor or ground.

Science Lab 2

Finding: 103

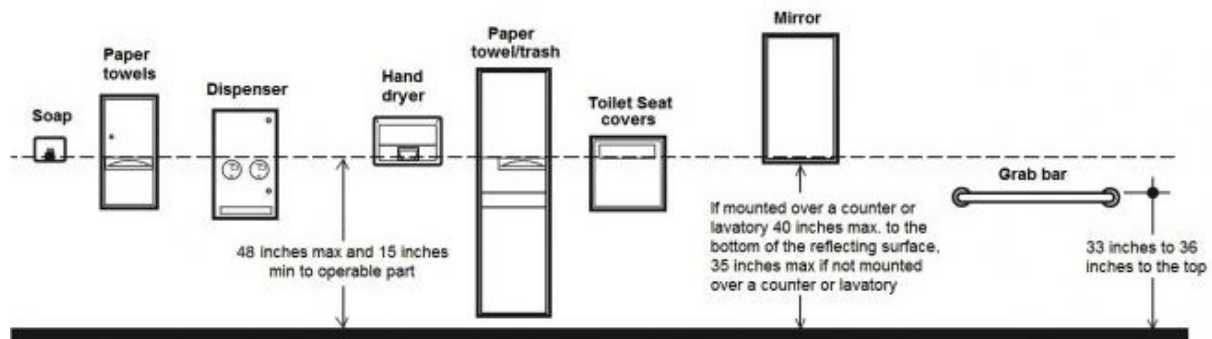

Budget Estimate: \$1,200.00

Recommendation:

Lower paper towel dispenser for all operable components to be 48" max AFF.

Barrier Priority:

3 (Moderate): Should be completed as soon as possible, but there may be other items that will provide greater access to persons with disabilities. (Includes findings that have a high financial impact on the entity in relationship to the degree of access provided).



As Built: The paper towel dispenser's operation mechanism is too high off the floor. Dispensers must have all operable parts a maximum of 48 inches above the floor.

Citation: 2010 ADAS Section 308.2.1

Where a forward reach is unobstructed, the high forward reach shall be 48 inches (1220 mm) maximum and the low forward reach shall be 15 inches (380 mm) minimum above the finish floor or ground.

Science Lab 2

Finding: 104

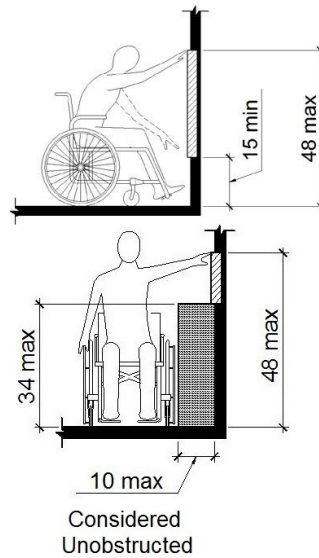
Budget Estimate: \$1,200.00

Recommendation:

Lower Fire Extinguisher for all operable components to be 48" max AFF.

Barrier Priority:

3 (Moderate): Should be completed as soon as possible, but there may be other items that will provide greater access to persons with disabilities. (Includes findings that have a high financial impact on the entity in relationship to the degree of access provided).



As Built: The Fire Extinguisher is not positioned correctly for either a side or front approach.

Where a clear floor or ground space allows a parallel or front approach and the side reach is unobstructed, the high side reach shall be 48 inches maximum above the finish floor or ground and the low side reach shall be 15 inches minimum above the finish floor or ground.

Citation: 2010 ADAS Section 308.2.1

Where a forward reach is unobstructed, the high forward reach shall be 48 inches (1220 mm) maximum and the low forward reach shall be 15 inches (380 mm) minimum above the finish floor or ground.

2010 ADAS Section 308.3.1

Where a clear floor or ground space allows a parallel approach to an element and the side reach is unobstructed, the high side reach shall be 48 inches (1220 mm) maximum and the low side reach shall be 15 inches (380 mm) minimum above the finish floor or ground.

Science Lab 2

Finding: 105

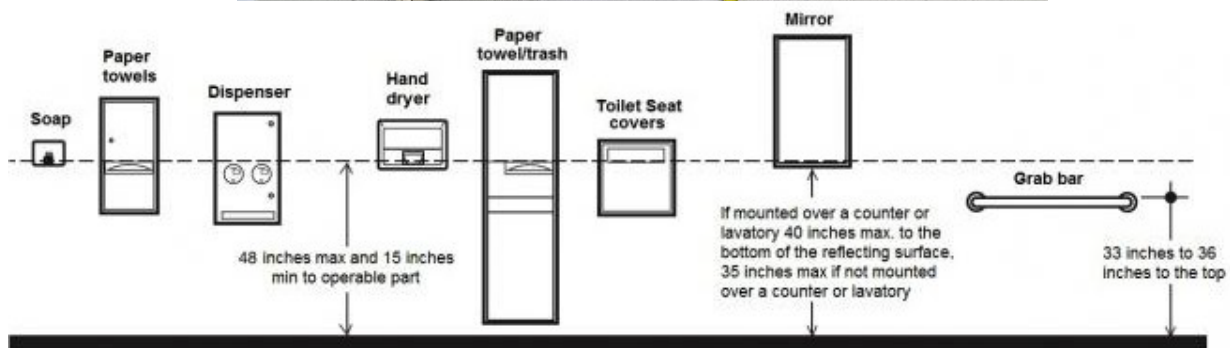
Budget Estimate: \$1,200.00

Recommendation:

Lower paper towel dispenser for all operable components to be 48" max AFF.

Barrier Priority:

3 (Moderate): Should be completed as soon as possible, but there may be other items that will provide greater access to persons with disabilities. (Includes findings that have a high financial impact on the entity in relationship to the degree of access provided).



As Built: The paper towel dispenser's operation mechanism is too high off the floor. Dispensers must have all operable parts a maximum of 48 inches above the floor.

Citation: 2010 ADAS Section 308.2.1

Where a forward reach is unobstructed, the high forward reach shall be 48 inches (1220 mm) maximum and the low forward reach shall be 15 inches (380 mm) minimum above the finish floor or ground.

Science Lab 2

Finding: 106


Budget Estimate: \$18,187.50

Recommendation:

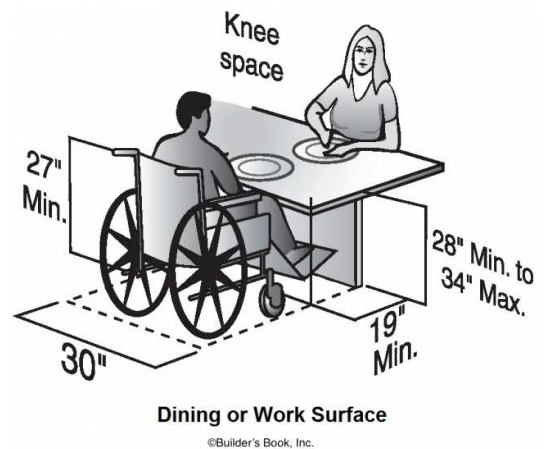
Lower a 3' section to 34" max AFF for wheelchair accessibility height requirement.

Barrier Priority:

3 (Moderate): Should be completed as soon as possible, but there may be other items that will provide greater access to persons with disabilities. (Includes findings that have a high financial impact on the entity in relationship to the degree of access provided).



As Built: The work surface is not within the allowable range.



The tops of work surfaces provided for public use or common use shall be 28 inches minimum and 34 inches maximum above the finish floor or ground.

Citation: 2010 ADAS Section 902.3

The tops of dining surfaces and work surfaces shall be 28 inches (710 mm) minimum and 34 inches (865 mm) maximum above the finish floor or ground.

Science Lab 2

Finding: 107

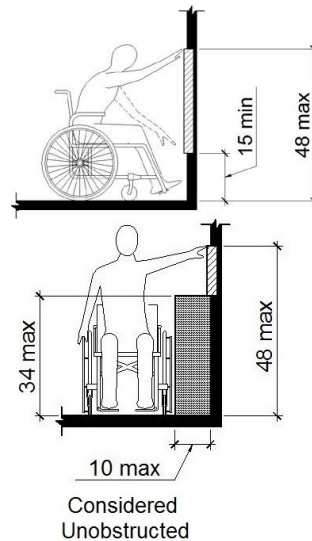
Budget Estimate: \$1,200.00

Recommendation:

Lower Fire Extinguisher for all operable components to be 48" max AFF.

Barrier Priority:

3 (Moderate): Should be completed as soon as possible, but there may be other items that will provide greater access to persons with disabilities. (Includes findings that have a high financial impact on the entity in relationship to the degree of access provided).



As Built: The Fire Extinguisher is not positioned correctly for either a side or front approach.

Where a clear floor or ground space allows a parallel or front approach and the side reach is unobstructed, the high side reach shall be 48 inches maximum above the finish floor or ground and the low side reach shall be 15 inches minimum above the finish floor or ground.

Citation: 2010 ADAS Section 308.2.1

Where a forward reach is unobstructed, the high forward reach shall be 48 inches (1220 mm) maximum and the low forward reach shall be 15 inches (380 mm) minimum above the finish floor or ground.

2010 ADAS Section 308.3.1

Where a clear floor or ground space allows a parallel approach to an element and the side reach is unobstructed, the high side reach shall be 48 inches (1220 mm) maximum and the low side reach shall be 15 inches (380 mm) minimum above the finish floor or ground.

Science Lab 2

Finding: 108

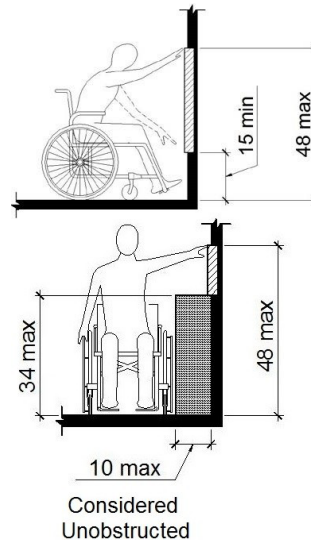
Budget Estimate: \$1,950.00

Recommendation:

Lower thermostat for all operable components to be 48" max AFF.

Barrier Priority:

3 (Moderate): Should be completed as soon as possible, but there may be other items that will provide greater access to persons with disabilities. (Includes findings that have a high financial impact on the entity in relationship to the degree of access provided).



As Built: The thermostat is not positioned correctly for either a side or front approach.

Where a clear floor or ground space allows a parallel or front approach and the side reach is unobstructed, the high side reach shall be 48 inches maximum above the finish floor or ground and the low side reach shall be 15 inches minimum above the finish floor or ground.

Citation: 2010 ADAS Section 308.2.1

Where a forward reach is unobstructed, the high forward reach shall be 48 inches (1220 mm) maximum and the low forward reach shall be 15 inches (380 mm) minimum above the finish floor or ground.

2010 ADAS Section 308.3.1

Where a clear floor or ground space allows a parallel approach to an element and the side reach is unobstructed, the high side reach shall be 48 inches (1220 mm) maximum and the low side reach shall be 15 inches (380 mm) minimum above the finish floor or ground.

Men's Restroom 6

Finding: 109

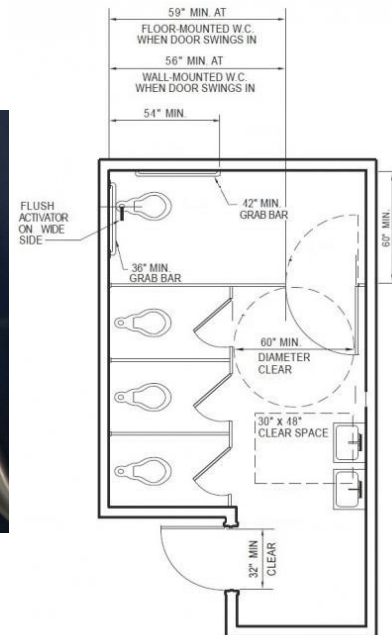
Budget Estimate: \$25,575.00

Recommendation:

Further design required to accommodate compliant toilet compartment.

Barrier Priority:

3 (Moderate): Should be completed as soon as possible, but there may be other items that will provide greater access to persons with disabilities. (Includes findings that have a high financial impact on the entity in relationship to the degree of access provided).



As Built: The toilet compartment does not have the required minimum clear floor space or maneuvering clearances for the toilet. Side grab bar installed incorrectly and rear grab bar missing.

Citation:

2010 ADAS Section 213.2

Where toilet rooms are provided, each toilet room shall comply with 603. Where bathing rooms are provided, each bathing room shall comply with 603.

Basketball Coach Restroom

Finding: 110

Budget Estimate: \$9,600.00

Recommendation:

Further design required to accommodate compliant restroom.

Barrier Priority:

3 (Moderate): Should be completed as soon as possible, but there may be other items that will provide greater access to persons with disabilities. (Includes findings that have a high financial impact on the entity in relationship to the degree of access provided).



As Built: The lavatory projects into the clear floor space required for the toilet. The clear floor space is 60 inches along the back wall by 56 inches.

The required clearance around the water closet shall be permitted to overlap the water closet, associated grab bars, dispensers, sanitary napkin disposal units, coat hooks, shelves, accessible routes, clear floor space and clearances required at other fixtures, and the turning space. No other fixtures or obstructions shall be located within the required water closet clearance.

Citation: 2010 ADAS Section 604.3.2

The required clearance around the water closet shall be permitted to overlap the water closet, associated grab bars, dispensers, sanitary napkin disposal units, coat hooks, shelves, accessible routes, clear floor space and clearances required at other fixtures, and the turning space. No other fixtures or obstructions shall be located within the required water closet clearance.

Basketball Locker Room

Finding: 111

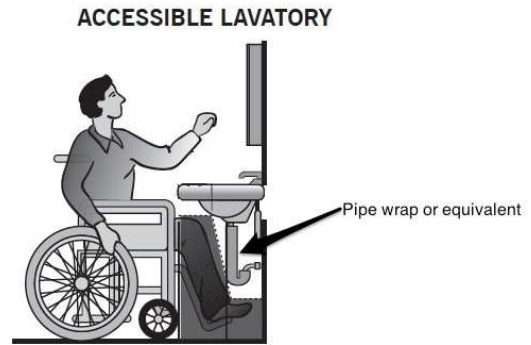
Budget Estimate: \$1,200.00

Recommendation:

Install new lavatory pipe insulation.

Barrier Priority:

3 (Moderate): Should be completed as soon as possible, but there may be other items that will provide greater access to persons with disabilities. (Includes findings that have a high financial impact on the entity in relationship to the degree of access provided).



As Built: The water and drainpipes under the lavatory are not adequately insulated.

Water supply and drainpipes under lavatories and sinks shall be insulated or otherwise configured to protect against contact. There shall be no sharp or abrasive surfaces under lavatories and sinks.

Citation: 2010 ADAS Section 606.5

Water supply and drain pipes under lavatories and sinks shall be insulated or otherwise configured to protect against contact. There shall be no sharp or abrasive surfaces under lavatories and sinks.

Basketball Locker Room

Finding: 112


Budget Estimate: \$1,275.00

Recommendation:

Adjust side grab bar to be 54" from wall.

Barrier Priority:

3 (Moderate): Should be completed as soon as possible, but there may be other items that will provide greater access to persons with disabilities. (Includes findings that have a high financial impact on the entity in relationship to the degree of access provided).



As Built: The side grab bar does not extend far enough from the rear wall.

The side grab bar must extend at least 54 inches minimum beyond the rear wall and start a maximum of 12 inches from the rear wall. A 42 inch grab bar installed the maximum distance from the rear wall (12 inches) will leave the leading end 54 inches from the rear wall.

Grab bars shall be installed in a horizontal position, 33 inches minimum and 36 inches maximum above the finish floor measured to the top of the gripping surface.

Citation: 2010 ADAS Section 604.5.1

The side wall grab bar shall be 42 inches (1065 mm) long minimum, located 12 inches (305 mm) maximum from the rear wall and extending 54 inches (1370 mm) minimum from the rear wall.

Basketball Locker Room

Finding: 113

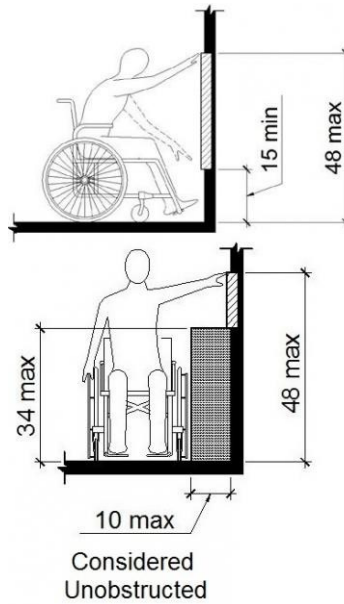
Budget Estimate: \$0.00

Recommendation:

Relocate coat hook to 48 inches AFF.

Barrier Priority:

3 (Moderate): Should be completed as soon as possible, but there may be other items that will provide greater access to persons with disabilities. (Includes findings that have a high financial impact on the entity in relationship to the degree of access provided).



As Built: The coat hook is installed greater than 48 inches above the finished floor.

Where a forward reach is unobstructed, the high forward reach shall be 48 inches maximum above the finished floor.

Citation: 2010 ADAS Section 308.2.1

Where a forward reach is unobstructed, the high forward reach shall be 48 inches (1220 mm) maximum and the low forward reach shall be 15 inches (380 mm) minimum above the finish floor or ground.

Home Locker Room

Finding: 114


Budget Estimate: \$1,275.00

Recommendation:

Adjust side grab bar to be 54" from wall.

Barrier Priority:

3 (Moderate): Should be completed as soon as possible, but there may be other items that will provide greater access to persons with disabilities. (Includes findings that have a high financial impact on the entity in relationship to the degree of access provided).



As Built: The side grab bar does not extend far enough from the rear wall.

The side grab bar must extend at least 54 inches minimum beyond the rear wall and start a maximum of 12 inches from the rear wall. A 42 inch grab bar installed the maximum distance from the rear wall (12 inches) will leave the leading end 54 inches from the rear wall.

Grab bars shall be installed in a horizontal position, 33 inches minimum and 36 inches maximum above the finish floor measured to the top of the gripping surface.

Citation: 2010 ADAS Section 604.5.1

The side wall grab bar shall be 42 inches (1065 mm) long minimum, located 12 inches (305 mm) maximum from the rear wall and extending 54 inches (1370 mm) minimum from the rear wall.

Home Locker Room

Finding: 115

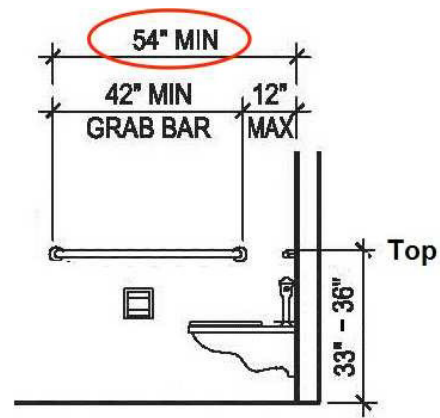
Budget Estimate: \$1,275.00

Recommendation:

Adjust side grab bar to be 54" from wall.

Barrier Priority:

3 (Moderate): Should be completed as soon as possible, but there may be other items that will provide greater access to persons with disabilities. (Includes findings that have a high financial impact on the entity in relationship to the degree of access provided).



As Built: The side grab bar does not extend far enough from the rear wall.

The side grab bar must extend at least 54 inches minimum beyond the rear wall and start a maximum of 12 inches from the rear wall. A 42 inch grab bar installed the maximum distance from the rear wall (12 inches) will leave the leading end 54 inches from the rear wall.

Grab bars shall be installed in a horizontal position, 33 inches minimum and 36 inches maximum above the finish floor measured to the top of the gripping surface.

Citation: 2010 ADAS Section 604.5.1

The side wall grab bar shall be 42 inches (1065 mm) long minimum, located 12 inches (305 mm) maximum from the rear wall and extending 54 inches (1370 mm) minimum from the rear wall.

Girls' Basketball Locker Room

Finding: 116

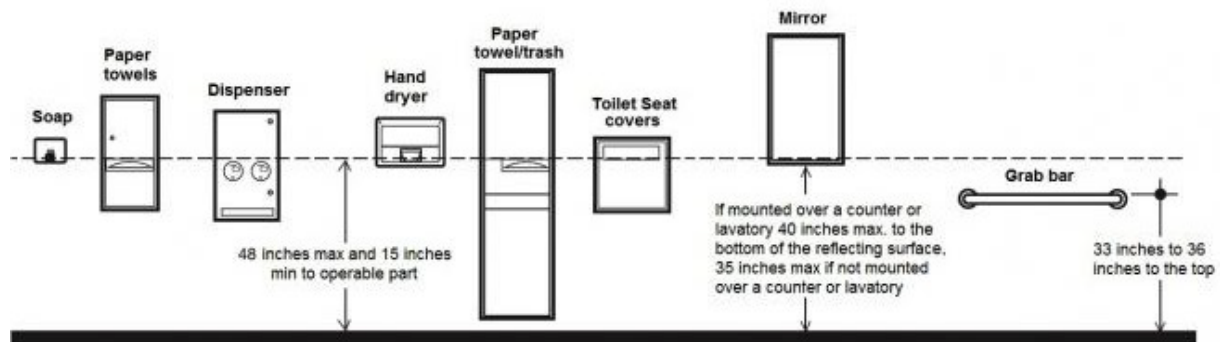
Budget Estimate: \$1,200.00

Recommendation:

Lower paper towel dispenser for all operable components to be 48" max AFF.

Barrier Priority:

3 (Moderate): Should be completed as soon as possible, but there may be other items that will provide greater access to persons with disabilities. (Includes findings that have a high financial impact on the entity in relationship to the degree of access provided).



As Built: The paper towel dispenser's operation mechanism is too high off the floor. Dispensers must have all operable parts a maximum of 48 inches above the floor.

Citation: 2010 ADAS Section 308.2.1

Where a forward reach is unobstructed, the high forward reach shall be 48 inches (1220 mm) maximum and the low forward reach shall be 15 inches (380 mm) minimum above the finish floor or ground.

Girls' Basketball Locker Room

Finding: 117

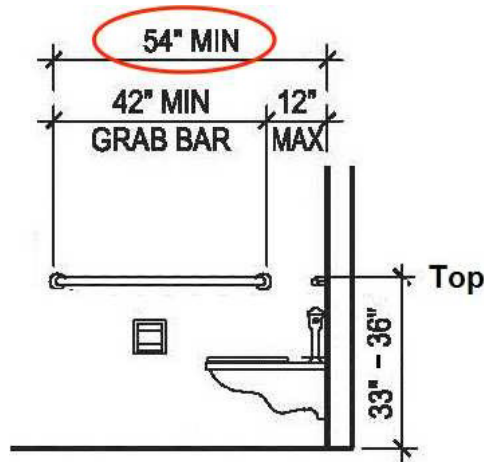
Budget Estimate: \$1,275.00

Recommendation:

Adjust side grab bar to be 54" from wall.

Barrier Priority:

3 (Moderate): Should be completed as soon as possible, but there may be other items that will provide greater access to persons with disabilities. (Includes findings that have a high financial impact on the entity in relationship to the degree of access provided).



As Built: The side grab bar does not extend far enough from the rear wall.

The side grab bar must extend at least 54 inches minimum beyond the rear wall and start a maximum of 12 inches from the rear wall. A 42 inch grab bar installed the maximum distance from the rear wall (12 inches) will leave the leading end 54 inches from the rear wall.

Grab bars shall be installed in a horizontal position, 33 inches minimum and 36 inches maximum above the finish floor measured to the top of the gripping surface.

Citation: 2010 ADAS Section 604.5.1

The side wall grab bar shall be 42 inches (1065 mm) long minimum, located 12 inches (305 mm) maximum from the rear wall and extending 54 inches (1370 mm) minimum from the rear wall.

Girls' Home Basketball Locker Room

Finding: 118

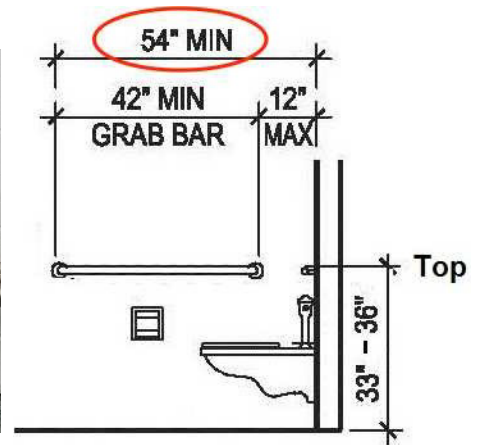
Budget Estimate: \$1,275.00

Recommendation:

Adjust side grab bar to be 54" from wall.

Barrier Priority:

3 (Moderate): Should be completed as soon as possible, but there may be other items that will provide greater access to persons with disabilities. (Includes findings that have a high financial impact on the entity in relationship to the degree of access provided).



As Built: The side grab bar does not extend far enough from the rear wall.

The side grab bar must extend at least 54 inches minimum beyond the rear wall and start a maximum of 12 inches from the rear wall. A 42 inch grab bar installed the maximum distance from the rear wall (12 inches) will leave the leading end 54 inches from the rear wall.

Grab bars shall be installed in a horizontal position, 33 inches minimum and 36 inches maximum above the finish floor measured to the top of the gripping surface.

Citation: 2010 ADAS Section 604.5.1

The side wall grab bar shall be 42 inches (1065 mm) long minimum, located 12 inches (305 mm) maximum from the rear wall and extending 54 inches (1370 mm) minimum from the rear wall

Girls' Home Basketball Locker Room

Finding: 119

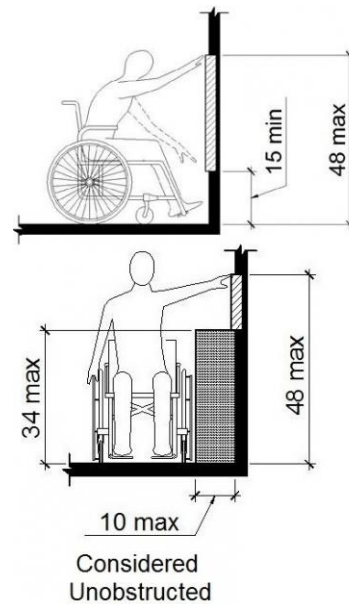
Budget Estimate: \$0.00

Recommendation:

Relocate hook to 48 inches AFF.

Barrier Priority:

3 (Moderate): Should be completed as soon as possible, but there may be other items that will provide greater access to persons with disabilities. (Includes findings that have a high financial impact on the entity in relationship to the degree of access provided).



As Built: The coat hook is installed greater than 48 inches above the finished floor.

Where a forward reach is unobstructed, the high forward reach shall be 48 inches maximum above the finished floor.

Citation: 2010 ADAS Section 308.2.1

Where a forward reach is unobstructed, the high forward reach shall be 48 inches (1220 mm) maximum and the low forward reach shall be 15 inches (380 mm) minimum above the finish floor or ground.

Girls' Home Basketball Locker Room

Finding: 120

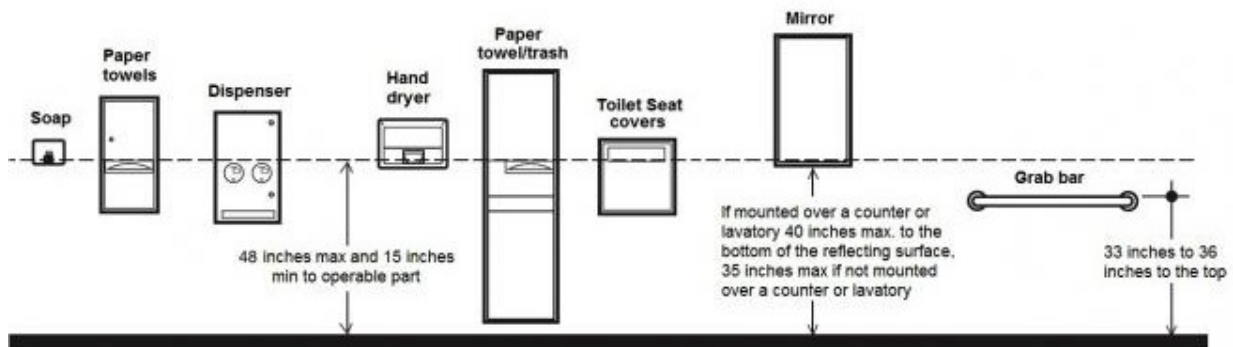
Budget Estimate: \$1,200.00

Recommendation:

Lower paper towel dispenser for all operable components to be 48" max AFF.

Barrier Priority:

3 (Moderate): Should be completed as soon as possible, but there may be other items that will provide greater access to persons with disabilities. (Includes findings that have a high financial impact on the entity in relationship to the degree of access provided).



As Built: The paper towel dispenser's operation mechanism is too high off the floor. Dispensers must have all operable parts a maximum of 48 inches above the floor.

Citation: 2010 ADAS Section 308.2.1

Where a forward reach is unobstructed, the high forward reach shall be 48 inches (1220 mm) maximum and the low forward reach shall be 15 inches (380 mm) minimum above the finish floor or ground.

Civil Findings

Front Parking

Finding: 1

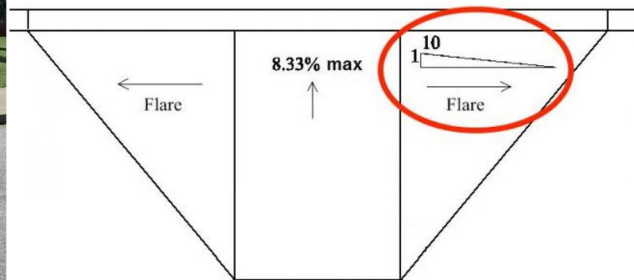
Budget Estimate: \$8,000.00

Recommendation:

Replace the curb ramp.

Barrier Priority:

3 (Moderate): Should be completed as soon as possible, but there may be other items that will provide greater access to persons with disabilities. (Includes findings that have a high financial impact on the entity in relationship to the degree of access provided).



As Built: The curb ramp side flares slope 13-14%, which are too steep.

The sides of curb ramps (curb ramp flares) where provided, shall not be steeper than 1:10.

Citation: 2010 ADAS Section 406.3

Where provided, curb ramp flares shall not be steeper than 1:10.

Front Parking

Finding: 2

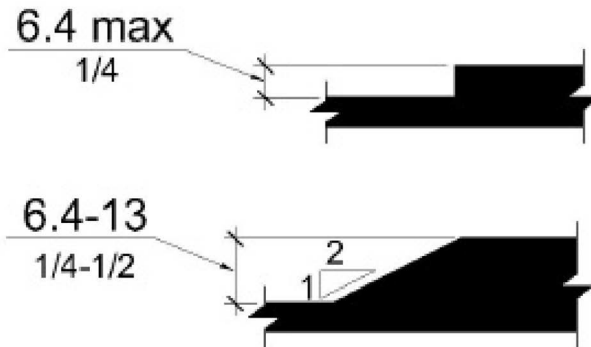
Budget Estimate: \$100.00

Recommendation:

Bevel transition or replace sidewalk panel.

Barrier Priority:

4 (Low): Should be completed as soon as possible due to being a technical violation but may not result in providing greater access to persons with disabilities. (Includes findings that are technical violations but provide a moderate to low increase in accessibility compared to the financial impact on the entity).



As Built: The surface of the pedestrian access route has vertical discontinuities greater than 1/2 inch or between 1/4 inch and 1/2 inch that are not beveled.

Citation: 2011 PROWAG Section R302.7.2

Vertical surface discontinuities shall be 13 mm (0.5 in) maximum. Vertical surface discontinuities between 6.4 mm (0.25 in) and 13 mm (0.5 in) shall be beveled with a slope not steeper than 50 percent. The bevel shall be applied across the entire vertical surface discontinuity. Advisory R302.7.2 Vertical Surface Discontinuities. The allowance for vertical surface discontinuities is for occasional expansion joints and objects such as utility covers, vault frames, and gratings that cannot be located in another portion of the sidewalk outside the pedestrian access route. However, objects such as utility covers, vault frames, and gratings should not be located on curb ramp runs, blended transitions, turning spaces, or gutter areas within the pedestrian access route. This may not always be possible in alterations but should be avoided wherever possible. Vertical surface discontinuities between unit pavers should be minimized.

Rear Parking

Finding: 3

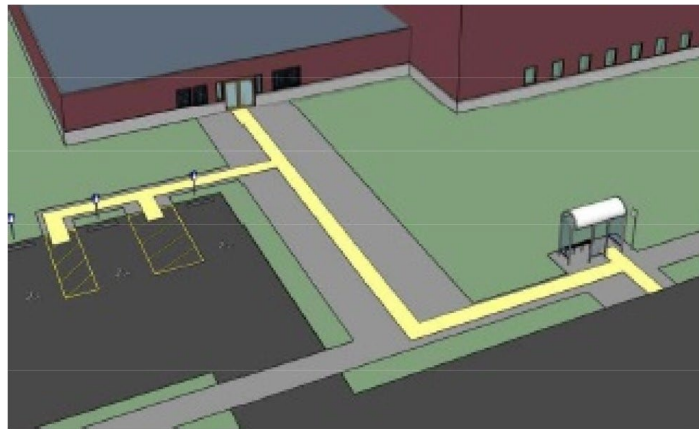

Budget Estimate: \$1,200.00

Recommendation:

Add a sidewalk from accessible parking to the nearest door.

Barrier Priority:

4 (Low): Should be completed as soon as possible due to being a technical violation but may not result in providing greater access to persons with disabilities. (Includes findings that are technical violations but provide a moderate to low increase in accessibility compared to the financial impact on the entity).



As Built: The current condition is forcing wheelchair users to go past the entrance and back to gain access to the building. The accessible parking space is not located on the shortest accessible route to the building.

Accessible parking spaces serving a particular building or facility entrance shall be located on the shortest accessible route of travel from the parking space to an accessible entrance.

Citation: 2010 ADAS Section 208.3.1

Parking spaces complying with 502 that serve a particular building or facility shall be located on the shortest accessible route from parking to an entrance complying with 206.4. Where parking serves more than one accessible entrance, parking spaces complying with 502 shall be dispersed and located on the shortest accessible route to the accessible entrances. In parking facilities that do not serve a particular building or facility, parking spaces complying with 502 shall be located on the shortest accessible route to an accessible pedestrian entrance of the parking facility.

Rear Parking

Finding: 4

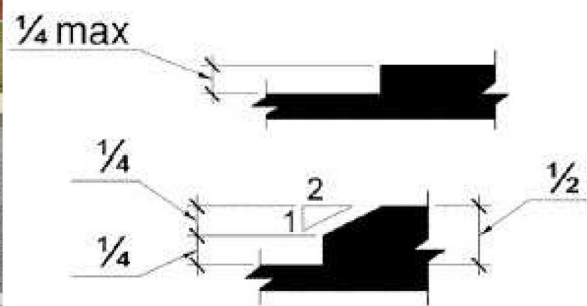
Budget Estimate: \$2,000.00

Recommendation:

Widen access aisle and install ramp.

Barrier Priority:

1 (High): Should be completed immediately. (Includes findings that have little or no cost, were in violation of the codes at the time of construction or pose an imminent safety threat).



As Built: The access aisle contains abrupt edges and surface irregularities over a 1/4 inch.

Parking spaces and access aisles serving them shall be stable, firm, and slip resistant. Access aisles shall be at the same level as the parking spaces they serve. Changes in level are not permitted and shall not be sloped steeper than 2% in any direction.

Citation: 2010 ADAS Section 502.4

Parking spaces and access aisles serving them shall comply with 302. Access aisles shall be at the same level as the parking spaces they serve. Changes in level are not permitted.

Field House

Finding: 5

Budget Estimate: \$4,000.00

Recommendation:

Replace approximately 6'x 60' total, in sections in front of doors.

Barrier Priority:

3 (Moderate): Should be completed as soon as possible, but there may be other items that will provide greater access to persons with disabilities. (Includes findings that have a high financial impact on the entity in relationship to the degree of access provided).



As Built: Replace approximately 6'x 60' total, in sections in front of doors. The cross slope of the pedestrian access route is excessive.

The cross slope of pedestrian access routes shall be 2 percent maximum.

Citation: 2011 PROWAG Section R302.6

Except as provided in R302.6.1 and R302.6.2 (Pedestrian Street Crossings Without Yield or Stop Control and Midblock Pedestrian Street Crossings), the cross slope of pedestrian access routes shall be 2 percent maximum.

Advisory R302.6 Cross Slope. The cross slope requirements in R302.6 apply to sidewalks and other pedestrian circulation paths, pedestrian street crossings and at-grade rail crossings, and pedestrian overpasses and underpasses and similar structures (see R302.2). The cross slope of the pedestrian access route is measured perpendicular to the direction of pedestrian travel. Cross slope requirements are contained in R304.5.3 for curb ramps and blended transitions, and in R407.3 for ramps.

Field House

Finding: 6

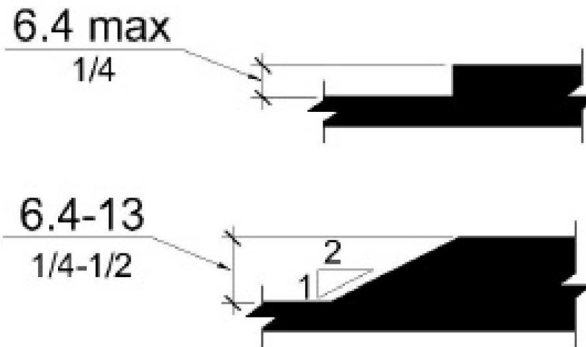
Budget Estimate: \$100.00

Recommendation:

Bevel the transition.

Barrier Priority:

4 (Low): Should be completed as soon as possible due to being a technical violation but may not result in providing greater access to persons with disabilities. (Includes findings that are technical violations but provide a moderate to low increase in accessibility compared to the financial impact on the entity).



As Built: The surface of the pedestrian access route has vertical discontinuities greater than 1/2 inch or between 1/4 inch and 1/2 inch that are not beveled.

Vertical surface discontinuities shall be 0.5 inch maximum. Vertical surface discontinuities between 0.25 inch and 0.5 inch shall be beveled with a slope not steeper than 50 percent. The bevel shall be applied across the entire vertical surface discontinuity.

Citation: 2011 PROWAG Section R302.7.2

Vertical surface discontinuities shall be 13 mm (0.5 in) maximum. Vertical surface discontinuities between 6.4 mm (0.25 in) and 13 mm (0.5 in) shall be beveled with a slope not steeper than 50 percent. The bevel shall be applied across the entire vertical surface discontinuity. Advisory R302.7.2 Vertical Surface Discontinuities. The allowance for vertical surface discontinuities is for occasional expansion joints and objects such as utility covers, vault frames, and gratings that cannot be located in another portion of the sidewalk outside the pedestrian access route. However, objects such as utility covers, vault frames, and gratings should not be located on curb ramp runs, blended transitions, turning spaces, or gutter areas within the pedestrian access route. This may not always be possible in alterations, but should be avoided wherever possible. Vertical surface discontinuities between unit pavers should be minimized.

Field House

Finding: 7

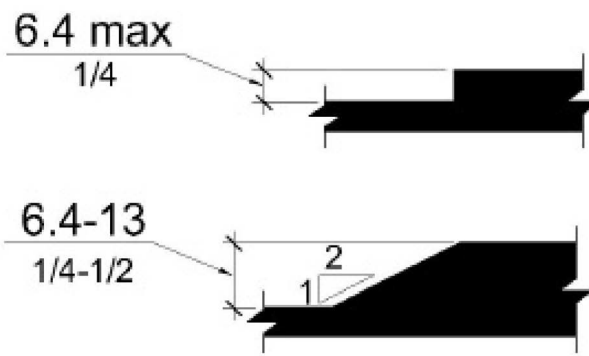
Budget Estimate: \$750.00

Recommendation:

Replace 6'x5' sidewalk.

Barrier Priority:

2 (Important): Should be completed as soon as possible. (Includes findings that would remove barriers to the greatest number of people to your goods and services).



As Built: The surface of the pedestrian access route has vertical discontinuities greater than 1/2 inch or between 1/4 inch and 1/2 inch that are not beveled.

Vertical surface discontinuities shall be 0.5 inch maximum. Vertical surface discontinuities between 0.25 inch and 0.5 inch shall be beveled with a slope not steeper than 50 percent. The bevel shall be applied across the entire vertical surface discontinuity.

Citation: 2011 PROWAG Section R302.7.2

Vertical surface discontinuities shall be 13 mm (0.5 in) maximum. Vertical surface discontinuities between 6.4 mm (0.25 in) and 13 mm (0.5 in) shall be beveled with a slope not steeper than 50 percent. The bevel shall be applied across the entire vertical surface discontinuity. Advisory R302.7.2 Vertical Surface Discontinuities. The allowance for vertical surface discontinuities is for occasional expansion joints and objects such as utility covers, vault frames, and gratings that cannot be located in another portion of the sidewalk outside the pedestrian access route. However, objects such as utility covers, vault frames, and gratings should not be located on curb ramp runs, blended transitions, turning spaces, or gutter areas within the pedestrian access route. This may not always be possible in alterations, but should be avoided wherever possible. Vertical surface discontinuities between unit pavers should be minimized.

North Parking and Entrance

Finding: 8

Budget Estimate: \$4,500.00

Recommendation:

Four (4) new accessible parking stalls and two (2) striped access aisles should be laid out in this parking lot. A new 5' wide sidewalk should be installed perpendicular to the spaces and extended to the building entrance.

Barrier Priority:

1 (High): Should be completed immediately. (Includes findings that have little or no cost, were in violation of the codes at the time of construction or pose an imminent safety threat).



Total Number of Parking Spaces Provided in Parking Facility	Minimum Number of Required Accessible Parking Spaces
1 to 25	1
26 to 50	2
51 to 75	3
76 to 100	4
101 to 150	5
151 to 200	6
201 to 300	7
301 to 400	8
401 to 500	9
501 to 1000	2 percent of total
1001 and over	20, plus 1 for each 100, or fraction thereof, over 1000

As Built: There are 4 total accessible parking spots provided, but no van signs. There should be a minimum of (4) accessible parking stalls including a minimum of (1) van accessible stalls.

Citation: 2010 ADAS Section 208.2

Parking spaces complying with 502 shall be provided in accordance with Table 208.2 except as required by 208.2.1, 208.2.2, and 208.2.3. Where more than one parking facility is provided on a site, the number of accessible spaces provided on the site shall be calculated according to the number of spaces required for each parking facility.

2010 ADAS Section 208.2.4

For every six or fraction of six parking spaces required by 208.2 to comply with 502, at least one shall be a van parking space complying with 502.

North Parking and Entrance

Finding: 9

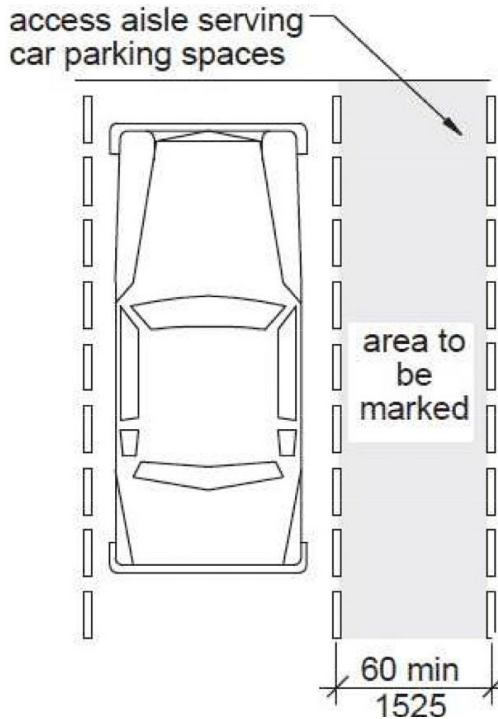
Budget Estimate: Included in finding #8.

Recommendation:

Refer to finding #8.

Barrier Priority:

1 (High): Should be completed immediately. (Includes findings that have little or no cost, were in violation of the codes at the time of construction or pose an imminent safety threat).



As Built: There are 4 signed spaces, 2 on one row, across from entrance and 2 two rows over. The access aisle is missing at the accessible parking stall.

Access aisles serving parking spaces shall adjoin an accessible route. Two parking spaces shall be permitted to share a common access aisle.

Citation: 2010 ADAS Section 502.2

Car parking spaces shall be 96 inches (2440 mm) wide minimum and van parking spaces shall be 132 inches (3350 mm) wide minimum, shall be marked to define the width, and shall have an adjacent access aisle complying with 502.3.

2010 ADAS Section 208.2.4

For every six or fraction of six parking spaces required by 208.2 to comply with 502, at least one shall be a van parking space complying with 502.

North Parking and Entrance

Finding: 10

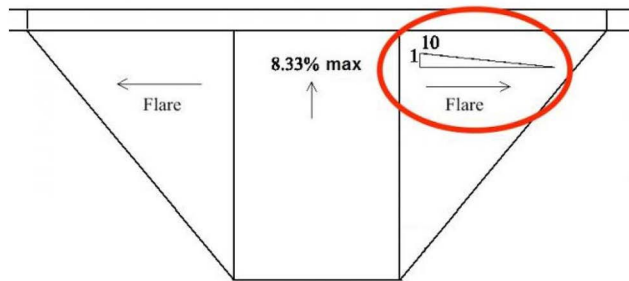

Budget Estimate: \$3,000.00

Recommendation:

Replace the curb ramp.

Barrier Priority:

3 (Moderate): Should be completed as soon as possible, but there may be other items that will provide greater access to persons with disabilities. (Includes findings that have a high financial impact on the entity in relationship to the degree of access provided).



As Built: The curb ramp side flares slope at 19%, which is too steep.

The sides of curb ramps (curb ramp flares) where provided, shall not be steeper than 1:10.

Citation: 2010 ADAS Section 406.3

Where provided, curb ramp flares shall not be steeper than 1:10.

North Parking and Entrance

Finding: 11

Budget Estimate: \$3,400.00

Recommendation:

Remove and replace asphalt and re-stripe crosswalk.

Barrier Priority:

3 (Moderate): Should be completed as soon as possible, but there may be other items that will provide greater access to persons with disabilities. (Includes findings that have a high financial impact on the entity in relationship to the degree of access provided).



As Built: There is loose gravel, patched, uneven pavement, dilapidated crosswalk striping. The surface of the pedestrian access route is not firm, stable and slip resistant.

The surfaces of pedestrian access routes and elements and spaces along the pedestrian access route that are required to be accessible that connect to pedestrian access routes shall be firm, stable, and slip resistant.

Citation: 2011 PROWAG Section R302. 7

The surfaces of pedestrian access routes and elements and spaces required to comply with R302. 7 that connect to pedestrian access routes shall be firm , stable, and slip resistant and shall comply with R302. 7.

North Parking and Entrance

Finding: 12

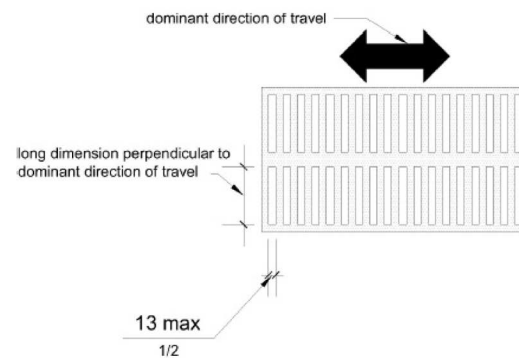
Budget Estimate: \$750.00

Recommendation:

Replace 10x5' sidewalk panels.

Barrier Priority:

4 (Low): Should be completed as soon as possible due to being a technical violation but may not result in providing greater access to persons with disabilities. (Includes findings that are technical violations but provide a moderate to low increase in accessibility compared to the financial impact on the entity).



As Built: The surface of the pedestrian access route has openings greater than 1/2 inch.

Horizontal openings in gratings and joints shall not permit passage of a sphere more than 13 mm (0.5 in) in diameter.

Citation: 2011 PROWAG Section R302.7.3

Horizontal openings in gratings and joints shall not permit passage of a sphere more than 13 mm (0.5 in) in diameter. Elongated openings in gratings shall be placed so that the long dimension is perpendicular to the dominant direction of travel.

PROJECT & BUDGET RECOMMENDATIONS

FINDINGS & RECOMMENDATIONS – WESTVIEW HIGH SCHOOL

The existing Weakley County Trustee Office has significant ADA compliance deficiencies. After discussion with the City, the decision was made to provide an accessible entry way and accessible parking spaces with appropriate signage, to provide compliant access to counters, to provide a compliant public restroom, and to lower specific fire extinguishers, fire alarm pulls, light switches, defibrillators, hygiene vending machines, drinking fountains, and thermostats throughout the building. The remainder of the facility will remain as currently designed.

PRIORITY 1 (High)			
Estimated Cost	Location	Finding	Distress / Description / Recommendation
\$4,500.00	Total		
\$2,000.00	Rear Parking	4	Widen access aisle and install ramp.
\$4,500.00	North Parking and Entrance	8	Four (4) new accessible parking stalls and two (2) striped access aisles should be laid out in this parking lot. A new 5' wide sidewalk should be installed perpendicular to the spaces and extended to the building entrance.
Included in Finding 8	North Parking and Entrance	9	Four (4) new accessible parking stalls and two (2) striped access aisles should be laid out in this parking lot. A new 5' wide sidewalk should be installed perpendicular to the spaces and extended to the building entrance.

PRIORITY 2 (Important)			
Estimated Cost	Location	Finding	Distress / Description / Recommendation
\$750.00	Total		
\$750.00	Field House	7	Replace 6'x5' sidewalk.

PRIORITY 3 (Moderate)			
Estimated Cost	Location	Finding	Distress / Description / Recommendation
\$483,226.00	Total		
\$1,950.00	Corridor	1	Lower Fire Alarm Annunciator for all operable components to be 48" max AFF.
\$1,950.00	Corridor	2	Lower thermostat for all operable components to be 48" max AFF.
\$20,725.00	Corridor	3	Re-locate both drinking fountains for proper clearance from wall.

PRIORITY 3 (Moderate)			
\$1,950.00	Corridor	4	Lower Fire Alarm Annunciator for all operable components to be 48" max AFF.
\$20,725.00	Corridor	5	Remove left drinking fountain and center wheelchair accessible drinking fountain on this wall.
\$20,725.00	Corridor	6	Remove left drinking fountain and center wheelchair accessible drinking fountain on this wall.
\$18,187.50	Corridor	7	Lower countertop with minimum 17" countertop overhang depth. Max height for counter to be 36".
\$20,725.00	Corridor	8	Remove left drinking fountain and center wheelchair accessible drinking fountain on this wall.
\$20,725.00	Corridor	9	Remove left drinking fountain and center wheelchair accessible drinking fountain on this wall.
\$1,950.00	Corridor	10	Lower thermostat for all operable components to be 48" max AFF.
\$1,950.00	Corridor	11	Lower Fire Alarm Annunciator for all operable components to be 48" max AFF.
\$1,950.00	Corridor	12	Lower thermostat for all operable components to be 48" max AFF.
\$1,950.00	Corridor	13	Lower fire alarm pull station for top to be 48" max AFF.
\$1,950.00	Corridor	14	Lower fire alarm pull station for top to be 48" max AFF.
\$1,950.00	Corridor	15	Lower fire alarm pull station for top to be 48" max AFF.
\$1,950.00	Corridor	16	Lower thermostat for all operable components to be 48" max AFF.
\$1,950.00	Corridor	17	Lower fire alarm pull station for top to be 48" max AFF.
\$1,950.00	Corridor	18	Lower fire alarm pull station for top to be 48" max AFF.
\$1,950.00	Corridor	19	Lower thermostat for all operable components to be 48" max AFF.
\$1,200.00	Corridor	20	Lower defibrillator for handle to be 48" max AFF.
\$20,725.00	Corridor	21	Remove left drinking fountain and center wheelchair accessible drinking fountain on this wall.
\$1,950.00	Corridor	22	Lower fire alarm pull station for top to be 48" max AFF.

PRIORITY 3 (Moderate)			
\$20,725.00	Corridor	23	Remove left drinking fountain and center wheelchair accessible drinking fountain on this wall.
\$1,200.00	Cafeteria	24	Lower Fire Extinguisher for all operable components to be 48" max AFF.
\$1,950.00	Cafeteria	25	Lower thermostat for all operable components to be 48" max AFF.
\$1,950.00	Cafeteria	26	Lower thermostat for all operable components to be 48" max AFF.
\$1,950.00	Kitchen	27	Lower Ansul Fire Alarm Pull Station for all operable components to be 48" max AFF.
\$1,950.00	Kitchen	28	Lower Fire Extinguisher for all operable components to be 48" max AFF.
\$25,575.00	Girl's Restroom	29	Further design required to accommodate compliant toilet compartment.
\$1,200.00	Girl's Restroom	30	Lower paper towel dispenser for all operable components to be 48" max AFF.
\$25,575.00	Boy's Restroom	31	Further design required to accommodate compliant toilet compartment.
\$1,950.00	General	32	Lower thermostat for all operable components to be 48" max AFF.
\$1,200.00	Home Econ 54	33	Lower Fire Extinguisher for all operable components to be 48" max AFF.
\$1,950.00	Home Econ 54	34	Lower fire alarm pull station for top to be 48" max AFF.
\$5,700.00	Home Econ 54	35	Remove sink base cabinet and install wall mounted with required knee clearance. Sink counter to be 34" max AFF.
\$3,450.00	Home Econ 54	36	Further design required to accommodate clearance.
\$1,275.00	Home Econ 54	37	Move side grab bar for end to be 54" from wall. Lavatory will obstruct proper sized rear grab bar, further design required to accommodate rear grab bar clearance.
\$1,950.00	Home Econ 43	38	Lower fire alarm pull station for top to be 48" max AFF.
\$1,950.00	Home Econ 43	39	Lower thermostat for all operable components to be 48" max AFF.
\$25,575.00	Home Econ 43	40	Further design required to accommodate compliant toilet compartment.
\$1,275.00	Boy's Restroom 2	41	Lower mirror for reflecting surface to be 40" max AFF.
\$5,700.00	Art Room	42	Remove existing base cabinet and install new wall mounted countertop with sink. Rim of sink to be 34" max AFF.

PRIORITY 3 (Moderate)			
\$1,950.00	Art Room	43	Lower fire alarm pull station for top to be 48" max AFF.
\$5,700.00	Teacher's Lounge	44	Remove existing base cabinet and install new wall mounted countertop with sink. Rim of sink to be 34" max AFF.
\$9,600.00	Teacher's Lounge	45	Further design required to accommodate compliant toilet compartment.
\$1,200.00	Teacher's Lounge	46	Lower paper towel dispenser for all operable components to be 48" max AFF.
\$25,575.00	Boy's Restroom 3	47	Further design required to accommodate compliant toilet compartment.
\$1,275.00	Boy's Restroom 3	48	Lower mirror for reflecting surface to be 40" max AFF.
\$9,600.00	TWA	49	Further design required to accommodate compliant toilet compartment.
\$1,200.00	TWA	50	Lower paper towel dispenser for all operable components to be 48" max AFF.
\$5,700.00	TWA	51	Remove sink base cabinet and install wall mounted with required knee clearance. Sink counter to be 34" max AFF.
\$1,950.00	Basketball Court Balcony	52	Lower thermostat for all operable components to be 48" max AFF.
\$1,950.00	Basketball Court Balcony	53	Lower thermostat for all operable components to be 48" max AFF.
\$1,275.00	Girls' Basketball Restroom	54	Adjust side grab bar to be 54" from wall.
\$1,200.00	Girls' Basketball Restroom	55	Lower paper towel dispenser for all operable components to be 48" max AFF.
\$1,200.00	Boys' Basketball Restroom	56	Lower paper towel dispenser for all operable components to be 48" max AFF.
\$1,275.00	Boys' Basketball Restroom	57	Adjust side grab bar to be 54" from wall.
\$1,950.00	Back Stage	58	Lower fire alarm pull station for top to be 48" max AFF.
\$1,950.00	Back Stage	59	Lower thermostat for all operable components to be 48" max AFF.
\$1,950.00	Back Stage	60	Lower curtain buttons for all operable components to be 48" max AFF.
\$1,875.00	Auditorium	61	Remove a couple to provide space for Wheelchair seating.
\$1,275.00	Women's Restroom	62	Lower mirror for reflecting surface to be 40" max AFF.
\$25,575.00	Women's Restroom	63	Further design required to accommodate compliant toilet compartment.

PRIORITY 3 (Moderate)			
\$1,200.00	Women's Restroom	64	Lower hygiene vending machine to 48" max AFF.
\$1,950.00	CDC	65	Lower fire alarm pull station for top to be 48" max AFF.
\$1,200.00	CDC	66	Lower Fire Extinguisher for all operable components to be 48" max AFF.
\$25,575.00	Men's Restroom	67	Further design required to accommodate compliant toilet compartment.
\$25,575.00	Women's Restroom 2	68	Further design required to accommodate compliant toilet compartment.
\$1,275.00	Women's Gym Restroom	69	Install new rear grab bar to extend 24" on open side.
\$1,800.00	Women's Gym Restroom	70	Change door to be on open side.
\$1,200.00	Women's Gym Restroom	71	Lower paper towel dispenser for all operable components to be 48" max AFF.
\$1,200.00	Women's Gym Restroom	72	Lower paper towel dispenser for all operable components to be 48" max AFF.
\$1,200.00	Women's Gym Restroom	73	Lower paper towel dispenser for all operable components to be 48" max AFF.
\$1,275.00	Men's Gym Restroom	74	Install new rear grab bar to extend 24" on open side.
\$1,200.00	Men's Gym Restroom	75	Lower paper towel dispenser for all operable components to be 48" max AFF.
\$1,950.00	Gymnasium	76	Lower thermostat for all operable components to be 48" max AFF.
\$1,950.00	Gymnasium	77	Lower fire alarm pull station for top to be 48" max AFF.
\$1,200.00	Gymnasium	78	Lower paper towel dispenser for all operable components to be 48" max AFF.
\$1,200.00	Gymnasium	79	Lower defibrillator for handle to be 48" max AFF.
\$1,200.00	Boy's Locker Room	80	Lower paper towel dispenser for all operable components to be 48" max AFF.
\$1,200.00	Girl's Locker Room	81	Lower paper towel dispenser for all operable components to be 48" max AFF.
\$3,300.00	Girl's Locker Room	82	Lower lavatory for top of lavatory to be 34"
\$1,200.00	Girl's Locker Room	83	Lower paper towel dispenser for all operable components to be 48" max AFF.
\$5,700.00	Staff Break Room	84	Remove sink base cabinet and install wall mounted with required knee clearance. Sink counter to be 34" max AFF.
\$1,200.00	Staff Break Room	85	Lower paper towel dispenser for all operable components to be 48" max AFF.


PRIORITY 3 (Moderate)			
\$9,600.00	Staff Toilet	86	Further design required to accommodate compliant restroom.
\$1,275.00	Staff Toilet	87	Adjust side grab bar to be 54" from wall.
\$1,200.00	Staff Toilet	88	Lower paper towel dispenser for all operable components to be 48" max AFF.
\$18,187.50	Reception	89	Cut out 3' section with minimum 17" countertop overhang depth. Max height for counter to be 36".
\$1,950.00	Library	90	Lower thermostat for all operable components to be 48" max AFF.
\$18,187.50	Library	91	Cut out 3' section with minimum 17" countertop overhang depth. Max height for counter to be 36".
\$1,950.00	Library	92	Lower thermostat for all operable components to be 48" max AFF.
\$1,275.00	Women's Restroom 4	93	Adjust side grab bar to be 54" from wall.
\$2,275.00	Women's Restroom 4	94	Install new door partition for door to be on open side.
\$1,275.00	Men's Restroom 4	95	Adjust side grab bar to be 54" from wall.
\$2,175.00	Men's Restroom 4	96	Install new door partition for door to be on open side.
\$25,575.00	Women's Restroom 5	97	Further design required to accommodate compliant toilet compartment.
\$1,200.00	Women's Restroom 5	98	Lower hygiene vending machine to 48" max AFF.
\$1,200.00	Science Lab	99	Lower Fire Extinguisher for all operable components to be 48" max AFF.
\$25,575.00	Men's Restroom 5	100	Further design required to accommodate compliant toilet compartment.
\$25,575.00	Women's Restroom 6	101	Further design required to accommodate compliant toilet compartment.
\$1,200.00	Science Lab 2	102	Lower Fire Extinguisher for all operable components to be 48" max AFF.
\$1,200.00	Science Lab 2	103	Lower paper towel dispenser for all operable components to be 48" max AFF.
\$1,200.00	Science Lab 2	104	Lower Fire Extinguisher for all operable components to be 48" max AFF.
\$1,200.00	Science Lab 2	105	Lower paper towel dispenser for all operable components to be 48" max AFF.
\$18,187.50	Science Lab 2	106	Lower a 3' section to 34" max AFF for wheelchair accessibility height requirement.
\$1,200.00	Science Lab 2	107	Lower Fire Extinguisher for all operable components to be 48" max AFF.

PRIORITY 3 (Moderate)			
\$1,950.00	Science Lab 2	108	Lower thermostat for all operable components to be 48" max AFF.
\$25,575.00	Men's Restroom 6	109	Further design required to accommodate compliant toilet compartment.
\$9,600.00	Basketball Coach Restroom	110	Further design required to accommodate compliant toilet compartment.
\$1,200.00	Basketball Locker Room	111	Install new lavatory pipe insulation.
\$1,275.00	Basketball Locker Room	112	Adjust side grab bar to be 54" from wall.
\$0.00	Basketball Locker Room	113	Relocate coat hook to 48 inches AFF.
\$1,275.00	Home Locker Room	114	Adjust side grab bar to be 54" from wall.
\$1,275.00	Home Locker Room	115	Adjust side grab bar to be 54" from wall.
\$1,200.00	Girls' Basketball Locker Room	116	Lower paper towel dispenser for all operable components to be 48" max AFF.
\$1,275.00	Girls' Basketball Locker Room	117	Adjust side grab bar to be 54" from wall.
\$1,275.00	Girls' Basketball Locker Room	118	Adjust side grab bar to be 54" from wall.
\$0.00	Girls' Basketball Locker Room	119	Relocate coat hook to 48 inches AFF.
\$1,200.00	Girls' Basketball Locker Room	120	Lower paper towel dispenser for all operable components to be 48" max AFF.
\$8,000.00	Front Parking	1	Replace curb ramp.
\$4,000.00	Field House	5	Replace approximately 6' x 60' total, in sections in front of doors.
\$3,000.00	North Parking and Entrance	10	Replace curb ramp.
\$3,400.00	North Parking and Entrance	11	Remove and replace asphalt and re-stripe crosswalk.

PRIORITY 4 (Low)			
Estimated Cost	Location	Finding	Distress / Description / Recommendation
\$2,150.00	Total		
\$100.00	Front Parking	2	Bevel transition or replace sidewalk panel.
\$1,200.00	Rear Parking	3	Add a sidewalk from accessible parking to the nearest door.
\$100.00	Field House	6	Bevel transition.
\$750.00	North Parking and Entrance	12	Replace 10x5' sidewalk panels.

Weakley County Courthouse

100 Court Square, Dresden, TN 38225



Architectural Findings

County Court Room

Finding: 1

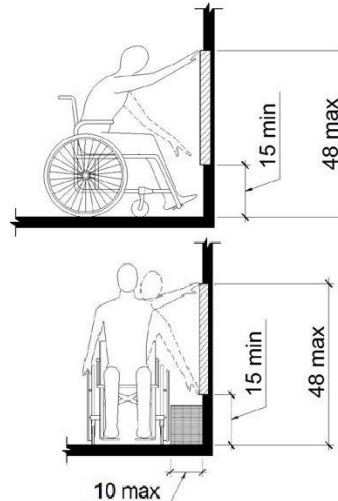
Budget Estimate: \$1,950.00

Recommendation:

Lower thermostat for all operable components to be 48" max AFF.

Barrier Priority:

3 (Moderate): Should be completed as soon as possible, but there may be other items that will provide greater access to persons with disabilities. (Includes findings that have a high financial impact on the entity in relationship to the degree of access provided).



As Built: The Thermostat is positioned too high for either a side or front approach.

Where a clear floor or ground space allows a parallel approach to an element and the side reach is unobstructed, the high side reach shall be 48 inches maximum, and the low side reach shall be 15 inches minimum above the finish floor or ground.

Citation: 2010 ADAS Section 308.1

Where a forward reach is unobstructed, the high forward reach shall be 48 inches (1220 mm) maximum and the low forward reach shall be 15 inches (380 mm) minimum above the finish floor or ground.

County Commission Room

Finding: 2

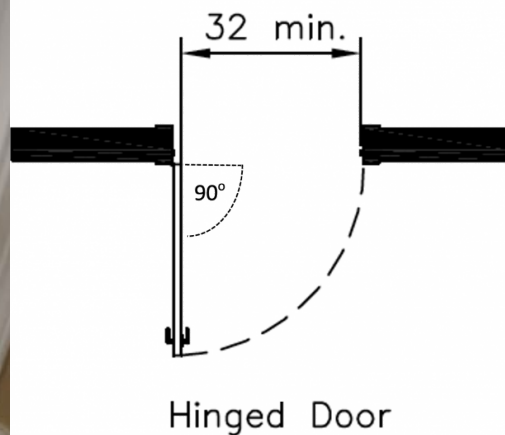
Budget Estimate: \$15,750.00

Recommendation:

Install interlocking push button to open door for access. Widen to 32" clear.

Barrier Priority:

3 (Moderate): Should be completed as soon as possible, but there may be other items that will provide greater access to persons with disabilities. (Includes findings that have a high financial impact on the entity in relationship to the degree of access provided).



As Built: The door opening does not provide at least 32 inches between the face of the door and the opposite stop.

Door openings shall provide a clear width of 32 inches minimum. Clear openings of doorways with swinging doors shall be measured between the face of the door and the stop, with the door open 90 degrees.

Citation: 2010 ADAS Section 404.2.3

Door openings shall provide a clear width of 32 inches (815 mm) minimum. Clear openings of doorways with swinging doors shall be measured between the face of the door and the stop, with the door open 90 degrees. Openings more than 24 inches (610 mm) deep shall provide a clear opening of 36 inches (915 mm) minimum. There shall be no projections into the required clear opening width lower than 34 inches (865 mm) above the finish floor or ground. Projections into the clear opening width between 34 inches (865 mm) and 80 inches (2030 mm) above the finish floor or ground shall not exceed 4 inches (100 mm).

County Commission Room

Finding: 3

Budget Estimate: See Finding 2

Recommendation:

Tie into door button for access.

Barrier Priority:

3 (Moderate): Should be completed as soon as possible, but there may be other items that will provide greater access to persons with disabilities. (Includes findings that have a high financial impact on the entity in relationship to the degree of access provided).



As Built: The door opening does not provide at least 32 inches between the face of the door and the opposite stop.

Door openings shall provide a clear width of 32 inches minimum. Clear openings of doorways with swinging doors shall be measured between the face of the door and the stop, with the door open 90 degrees.

Citation: 2010 ADAS Section 404.2.3

Door openings shall provide a clear width of 32 inches (815 mm) minimum. Clear openings of doorways with swinging doors shall be measured between the face of the door and the stop, with the door open 90 degrees. Openings more than 24 inches (610 mm) deep shall provide a clear opening of 36 inches (915 mm) minimum. There shall be no projections into the required clear opening width lower than 34 inches (865 mm) above the finish floor or ground. Projections into the clear opening width between 34 inches (865 mm) and 80 inches (2030 mm) above the finish floor or ground shall not exceed 4 inches (100 mm).

County Court Room

Finding: 4

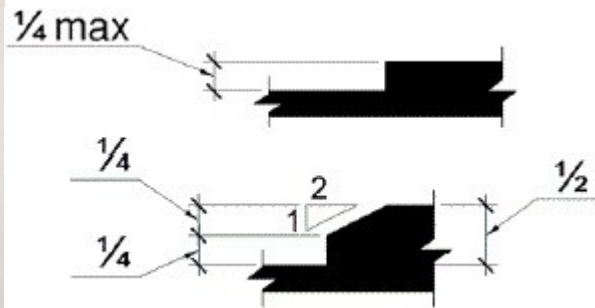
Budget Estimate: \$11,437.50

Recommendation:

Remove platform and redesign casework for direct access.

Barrier Priority:

3 (Moderate): Should be completed as soon as possible, but there may be other items that will provide greater access to persons with disabilities. (Includes findings that have a high financial impact on the entity in relationship to the degree of access provided).



As Built: There is a change in level greater than 1/4 inch.

1/4 inch is the maximum vertical rise. Changes in level between 1/4 inch and 1/2 inch must be beveled at 1:2 or less. Changes in level greater than 1/2 inch must be by way of a ramp.

Citation: 2010 ADAS Section 303.3

Changes in level between 1/4 inch (6.4 mm) high minimum and 1/2 inch (13 mm) high maximum shall be beveled with a slope not steeper than 1:2.

First Floor Corridor

Finding: 5


Budget Estimate: \$1,020.00

Recommendation:

Install new lock below 48" and cap off existing keylock hole.

Barrier Priority:

3 (Moderate): Should be completed as soon as possible, but there may be other items that will provide greater access to persons with disabilities. (Includes findings that have a high financial impact on the entity in relationship to the degree of access provided).



As Built: The door operating hardware exceeds maximum height requirements.

Hardware shall be 34 inches minimum and 48 inches maximum above the finish floor or ground.

Hand-activated door opening hardware, handles, pulls, latches, locks, and other operating devices on accessible doors shall have a shape that is easy to grasp with one hand and does not require tight grasping, pinching, or twisting of the wrist to operate.

Citation: 2010 ADAS Section 404.2.7

Handles, pulls, latches, locks, and other operable parts on doors and gates shall comply with 309.4. Operable parts of such hardware shall be 34 inches (865 mm) minimum and 48 inches (1220 mm) maximum above the finish floor or ground. Where sliding doors are in the fully open position, operating hardware shall be exposed and usable from both sides.

First Floor Corridor

Finding: 6

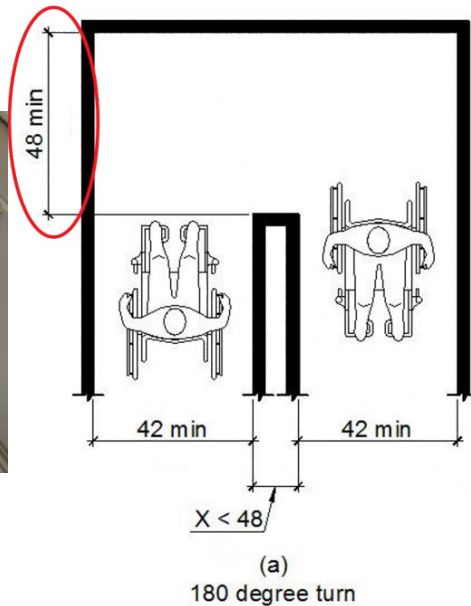
Budget Estimate: \$42,375.00

Recommendation:

Demo ramp and install chair lift.

Barrier Priority:

3 (Moderate): Should be completed as soon as possible, but there may be other items that will provide greater access to persons with disabilities. (Includes findings that have a high financial impact on the entity in relationship to the degree of access provided).



As Built: The queuing line is not a minimum 48 inches at the head of each turn with entry widths of 42 inches minimum.

Where the accessible route makes a 180 degree turn around an element which is less than 48 inches wide, clear width shall be 42 inches minimum approaching the turn, 48 inches minimum at the turn and 42 inches minimum leaving the turn. Where the clear width at the turn is 60 inches minimum a clear width 36 inches minimum approaching the turn and 36 inches minimum at the turn is acceptable.

Citation: 2010 ADAS Section 403.5.2

Where the accessible route makes a 180 degree turn around an element which is less than 48 inches (1220 mm) wide, clear width shall be 42 inches (1065 mm) minimum approaching the turn, 48 inches (1220 mm) minimum at the turn and 42 inches (1065 mm) minimum leaving the turn.

First Floor Corridor

Finding: 7

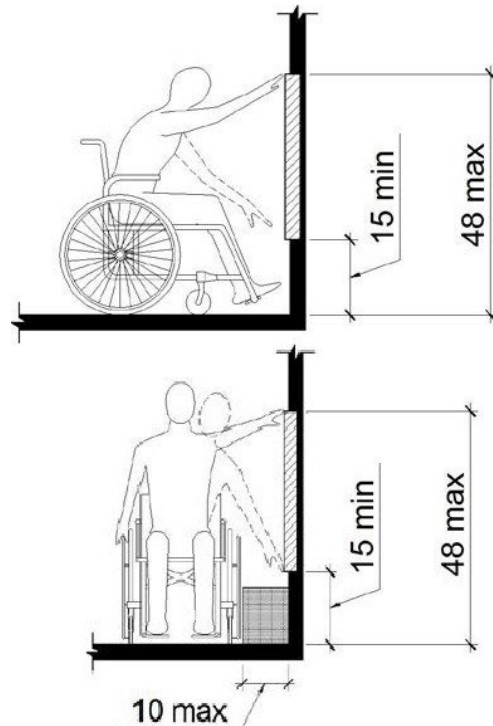
Budget Estimate: \$1,950.00

Recommendation:

Lower Fire Alarm pull for top of device to be 48" AFF.

Barrier Priority:

3 (Moderate): Should be completed as soon as possible, but there may be other items that will provide greater access to persons with disabilities. (Includes findings that have a high financial impact on the entity in relationship to the degree of access provided).



As Built: The fire alarm is positioned too high for either a side or front approach.

Where a clear floor or ground space allows a parallel approach to an element and the side reach is unobstructed, the high side reach shall be 48 inches maximum, and the low side reach shall be 15 inches minimum above the finish floor or ground.

Where a forward reach is unobstructed, the high forward reach shall be 48 inches maximum, and the low forward reach shall be 15 inches minimum above the finish floor or ground.

Citation: 2010 ADAS Section 308.1
Reach ranges shall comply with 308.

First Floor Corridor

Finding: 8

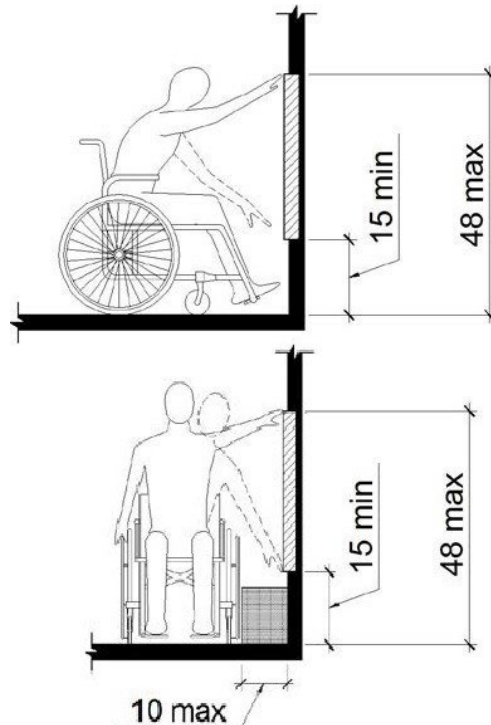
Budget Estimate: \$1,950.00

Recommendation:

Lower Fire Alarm Pad for top of buttons to be 48" AFF.

Barrier Priority:

3 (Moderate): Should be completed as soon as possible, but there may be other items that will provide greater access to persons with disabilities. (Includes findings that have a high financial impact on the entity in relationship to the degree of access provided).



As Built: The Fire Alarm Pad is positioned too high for either a side or front approach.

Where a clear floor or ground space allows a parallel approach to an element and the side reach is unobstructed, the high side reach shall be 48 inches maximum and the low side reach shall be 15 inches minimum above the finish floor or ground.

Where a forward reach is unobstructed, the high forward reach shall be 48 inches maximum and the low forward reach shall be 15 inches minimum above the finish floor or ground.

Citation: 2010 ADAS Section 308.1
Reach ranges shall comply with 308.

First Floor Corridor

Finding: 9

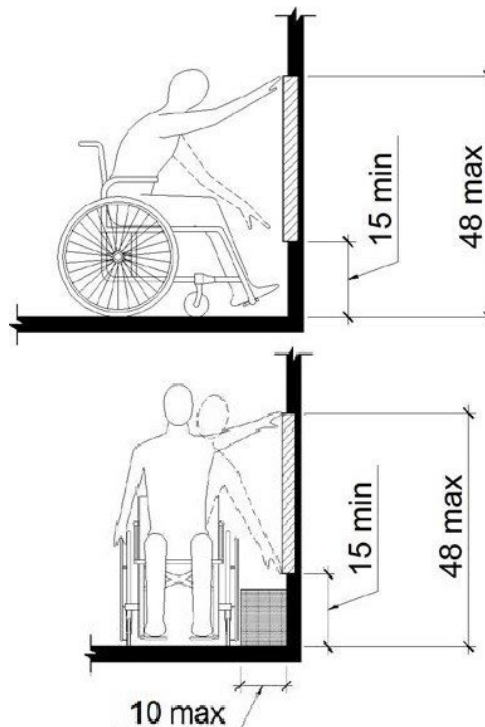
Budget Estimate: \$1,950.00

Recommendation:

Lower Fire Alarm Pull for top of pull to be 48" AFF.

Barrier Priority:

3 (Moderate): Should be completed as soon as possible, but there may be other items that will provide greater access to persons with disabilities. (Includes findings that have a high financial impact on the entity in relationship to the degree of access provided).



As Built: The Fire Alarm Pull is positioned too high for either a side or front approach.

Where a clear floor or ground space allows a parallel approach to an element and the side reach is unobstructed, the high side reach shall be 48 inches maximum, and the low side reach shall be 15 inches minimum above the finish floor or ground.

Where a forward reach is unobstructed, the high forward reach shall be 48 inches maximum, and the low forward reach shall be 15 inches minimum above the finish floor or ground.

Citation: 2010 ADAS Section 308.1
Reach ranges shall comply with 308.

First Floor Corridor

Finding: 10

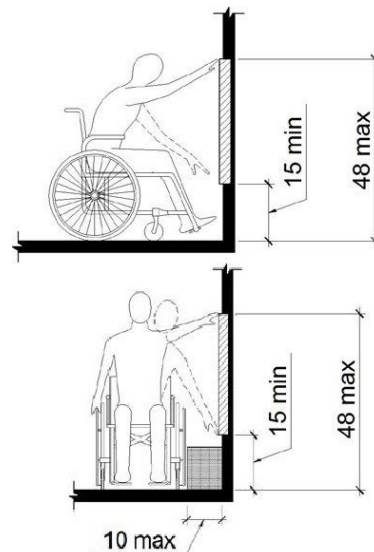
Budget Estimate: \$1,950.00

Recommendation:

Lower Fire Alarm Pull for top of pull to be 48" AFF.

Barrier Priority:

3 (Moderate): Should be completed as soon as possible, but there may be other items that will provide greater access to persons with disabilities. (Includes findings that have a high financial impact on the entity in relationship to the degree of access provided).



As Built: The Fire Alarm Pull is positioned too high for either a side or front approach.

Where a clear floor or ground space allows a parallel approach to an element and the side reach is unobstructed, the high side reach shall be 48 inches maximum, and the low side reach shall be 15 inches minimum above the finish floor or ground.

Where a forward reach is unobstructed, the high forward reach shall be 48 inches maximum, and the low forward reach shall be 15 inches minimum above the finish floor or ground.

Citation: 2010 ADAS Section 308.1
Reach ranges shall comply with 308.

First Floor Corridor

Finding: 11

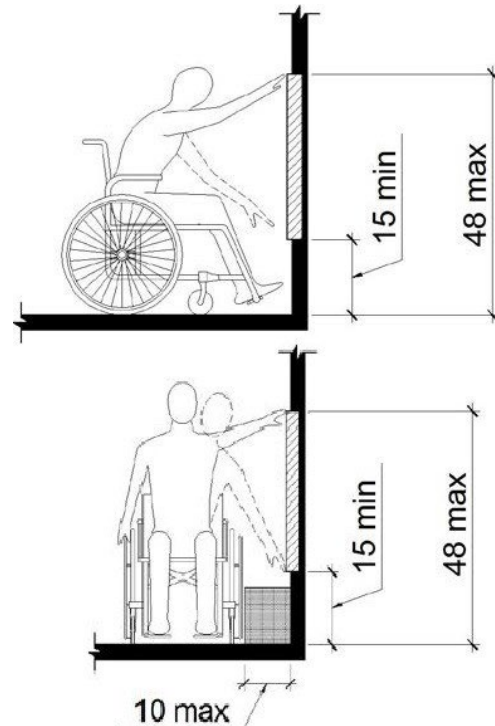

Budget Estimate: \$1,200.00

Recommendation:

Lower fire extinguisher for handle to be 48" max AFF.

Barrier Priority:

3 (Moderate): Should be completed as soon as possible, but there may be other items that will provide greater access to persons with disabilities. (Includes findings that have a high financial impact on the entity in relationship to the degree of access provided).



As Built: The fire extinguisher is positioned too high for either a side or front approach.

Where a clear floor or ground space allows a parallel approach to an element and the side reach is unobstructed, the high side reach shall be 48 inches maximum, and the low side reach shall be 15 inches minimum above the finish floor or ground.

Where a forward reach is unobstructed, the high forward reach shall be 48 inches maximum, and the low forward reach shall be 15 inches minimum above the finish floor or ground.

Citation: 2010 ADAS Section 308.1
Reach ranges shall comply with 308.

First Floor Corridor

Finding: 12

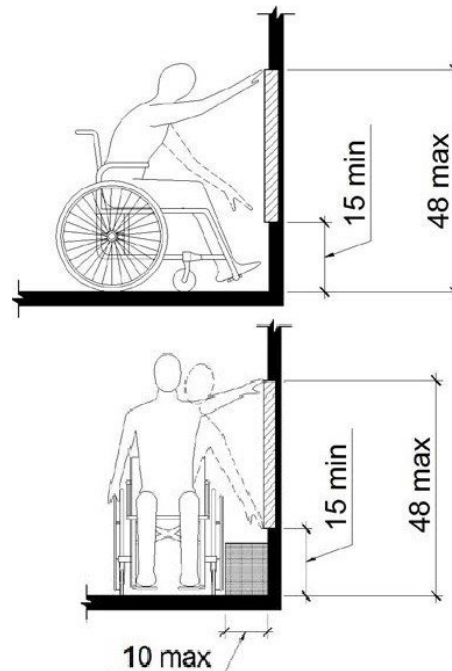
Budget Estimate: \$1,950.00

Recommendation:

Lower Fire Alarm Pull for top of pull to be 48" AFF.

Barrier Priority:

3 (Moderate): Should be completed as soon as possible, but there may be other items that will provide greater access to persons with disabilities. (Includes findings that have a high financial impact on the entity in relationship to the degree of access provided).



As Built: The Fire Alarm Pull is positioned too high for either a side or front approach.

Where a clear floor or ground space allows a parallel approach to an element and the side reach is unobstructed, the high side reach shall be 48 inches maximum, and the low side reach shall be 15 inches minimum above the finish floor or ground.

Where a forward reach is unobstructed, the high forward reach shall be 48 inches maximum, and the low forward reach shall be 15 inches minimum above the finish floor or ground.

Citation: 2010 ADAS Section 308.1
Reach ranges shall comply with 308.

General

Finding: 13

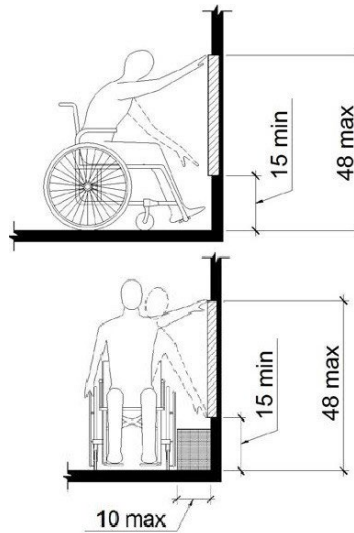
Budget Estimate: \$1,950.00

Recommendation:

Lower all switches for top of switches to be 48" max AFF.

Barrier Priority:

3 (Moderate): Should be completed as soon as possible, but there may be other items that will provide greater access to persons with disabilities. (Includes findings that have a high financial impact on the entity in relationship to the degree of access provided).



As Built: The switches throughout building are positioned too high for either a side or front approach.

Where a clear floor or ground space allows a parallel approach to an element and the side reach is unobstructed, the high side reach shall be 48 inches maximum, and the low side reach shall be 15 inches minimum above the finish floor or ground.

Where a forward reach is unobstructed, the high forward reach shall be 48 inches maximum, and the low forward reach shall be 15 inches minimum above the finish floor or ground.

Citation: 2010 ADAS Section 308.1
Reach ranges shall comply with 308.

Trustees Office

Finding: 14

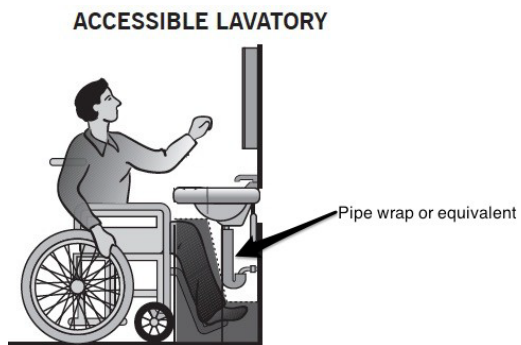
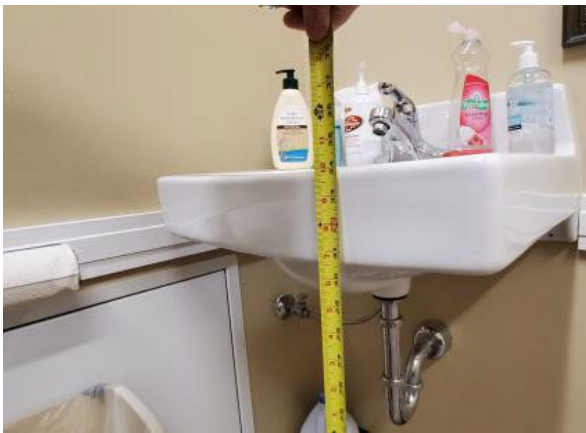
Budget Estimate: \$1,200.00

Recommendation:

Install New pipe insulation.

Barrier Priority:

3 (Moderate): Should be completed as soon as possible, but there may be other items that will provide greater access to persons with disabilities. (Includes findings that have a high financial impact on the entity in relationship to the degree of access provided).



As Built: The water and drainpipes under the lavatory are not adequately insulated.

Water supply and drainpipes under lavatories and sinks shall be insulated or otherwise configured to protect against contact. There shall be no sharp or abrasive surfaces under lavatories and sinks.

Citation: 2010 ADAS Section 606.5

Water supply and drainpipes under lavatories and sinks shall be insulated or otherwise configured to protect against contact. There shall be no sharp or abrasive surfaces under lavatories and sinks.

County Clerk

Finding: 15

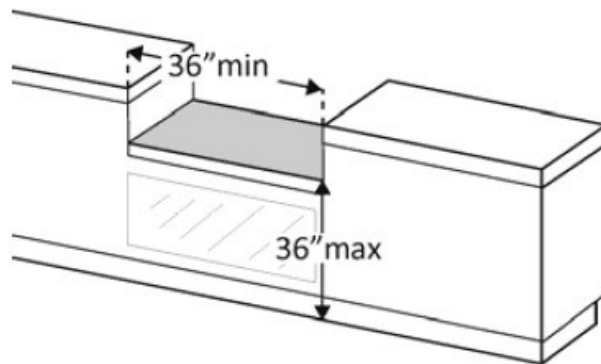
Budget Estimate: \$18,187.50

Recommendation:

Lower a 3' section of countertop to 36" max AFF.

Barrier Priority:

3 (Moderate): Should be completed as soon as possible, but there may be other items that will provide greater access to persons with disabilities. (Includes findings that have a high financial impact on the entity in relationship to the degree of access provided).



As Built: The counter is too high.

A portion of the counter surface that is 36 inches long minimum and 36 inches high maximum above the finish floor shall be provided. Knee and toe space must be provided for a forward approach. A 30 inch by 48 inch clear floor space on an accessible route must be provided for either a forward or parallel approach.

Citation: 2010 ADAS Section 904.4.1

A portion of the counter surface that is 36 inches (915 mm) long minimum and 36 inches (915 mm) high maximum above the finish floor shall be provided. A clear floor or ground space complying with 305 shall be positioned for a parallel approach adjacent to the 36 inch (915 mm) minimum length of counter.

County Clerk

Finding: 16

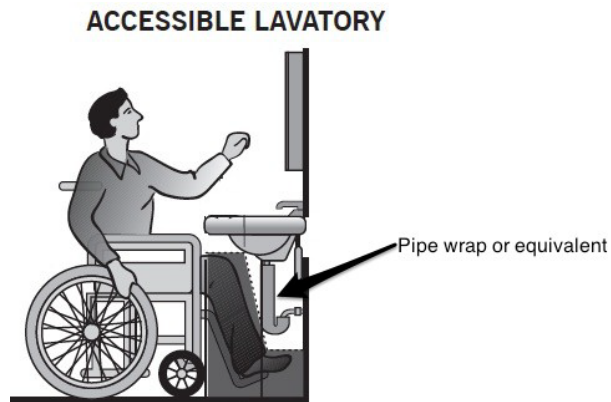
Budget Estimate: \$1,200.00

Recommendation:

Install new pipe insulation on lavatory.

Barrier Priority:

3 (Moderate): Should be completed as soon as possible, but there may be other items that will provide greater access to persons with disabilities. (Includes findings that have a high financial impact on the entity in relationship to the degree of access provided).



As Built: The water and drainpipes under the lavatory are not adequately insulated.

Water supply and drainpipes under lavatories and sinks shall be insulated or otherwise configured to protect against contact. There shall be no sharp or abrasive surfaces under lavatories and sinks.

Citation: 2010 ADAS Section 606.5

Water supply and drainpipes under lavatories and sinks shall be insulated or otherwise configured to protect against contact. There shall be no sharp or abrasive surfaces under lavatories and sinks.

Jury Room

Finding: 17

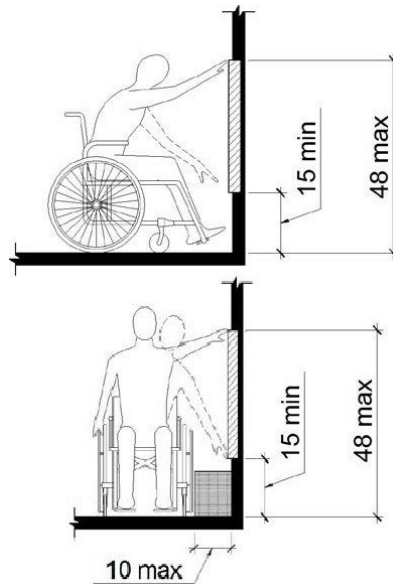
Budget Estimate: \$1,950.00

Recommendation:

Lower thermostat for all operable components to be 48" max AFF.

Barrier Priority:

3 (Moderate): Should be completed as soon as possible, but there may be other items that will provide greater access to persons with disabilities. (Includes findings that have a high financial impact on the entity in relationship to the degree of access provided).



As Built: The Thermostat is positioned too high for either a side or front approach.

Where a clear floor or ground space allows a parallel approach to an element and the side reach is unobstructed, the high side reach shall be 48 inches maximum, and the low side reach shall be 15 inches minimum above the finish floor or ground.

Where a forward reach is unobstructed, the high forward reach shall be 48 inches maximum, and the low forward reach shall be 15 inches minimum above the finish floor or ground.

Citation: 2010 ADAS Section 308.1
Reach ranges shall comply with 308.

Jury Room

Finding: 18

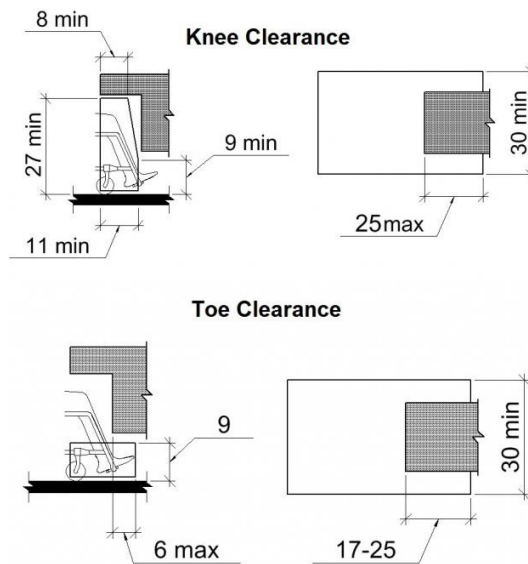
Budget Estimate: \$5,700.00

Recommendation:

Install new wall mounted countertop with sink and required knee and toe clearance.

Barrier Priority:

3 (Moderate): Should be completed as soon as possible, but there may be other items that will provide greater access to persons with disabilities. (Includes findings that have a high financial impact on the entity in relationship to the degree of access provided).



As Built: Knee and toe clearance has not been provided at the sink.

The knee clearance shall be 11 inches deep minimum at 9 inches above the finish floor or ground, and 8 inches deep minimum at 27 inches above the finish floor or ground.

The toe clearance is the space under the sink between the finish floor or ground and 9 inches above the finish floor 30 inches wide minimum. The toe clearance shall extend a minimum of 17 inches and a maximum of 25 inches underneath the sink.

Citation: 2010 ADAS Section 606.2

A clear floor space complying with 305, positioned for a forward approach, and knee and toe clearance complying with 306 shall be provided.

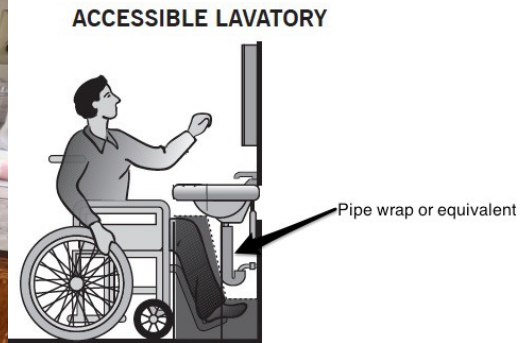
Jury Room
Finding: 19
Budget Estimate: Included in Finding 18.

Recommendation:

Install new wall mounted countertop to be 34" max AFF. See previous for budget.

Barrier Priority:

3 (Moderate): Should be completed as soon as possible, but there may be other items that will provide greater access to persons with disabilities. (Includes findings that have a high financial impact on the entity in relationship to the degree of access provided).



As Built: The top of the sink is above the allowable height requirement.

Sinks shall be installed with the front of the higher of the rim or counter surface 34 inches maximum above the finish floor or ground.

Citation: 2010 ADAS Section 606.3

Lavatories and sinks shall be installed with the front of the higher of the rim or counter surface 34 inches (865 mm) maximum above the finish floor or ground.

General Sessions

Finding: 20

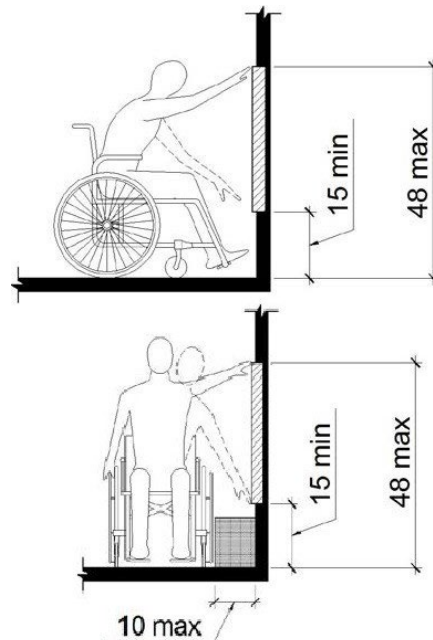
Budget Estimate: \$1,950.00

Recommendation:

Lower thermostat for all operable components to be 48" max AFF.

Barrier Priority:

3 (Moderate): Should be completed as soon as possible, but there may be other items that will provide greater access to persons with disabilities. (Includes findings that have a high financial impact on the entity in relationship to the degree of access provided).



As Built: The Thermostat is positioned too high for either a side or front approach.

Where a clear floor or ground space allows a parallel approach to an element and the side reach is unobstructed, the high side reach shall be 48 inches maximum, and the low side reach shall be 15 inches minimum above the finish floor or ground.

Where a forward reach is unobstructed, the high forward reach shall be 48 inches maximum, and the low forward reach shall be 15 inches minimum above the finish floor or ground.

Citation: 2010 ADAS Section 308.1
Reach ranges shall comply with 308.

General Sessions

Finding: 21

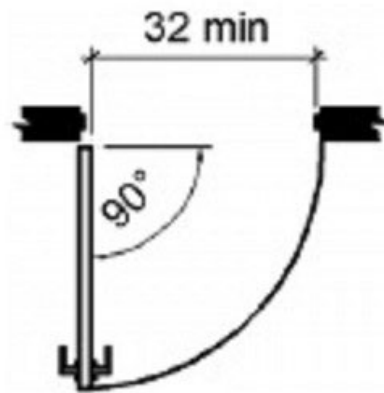
Budget Estimate: \$9,750.00

Recommendation:

Install new set of doors for each leaf to have 32" minimum clear width. Add ramp to Judges bench.

Barrier Priority:

2 (Important): Should be completed as soon as possible. (Includes findings that would remove barriers to the greatest number of people to your goods and services).



Hinged Door or Gate

As Built: Neither leaf of the doorway provides at least 32 inches between the face of the door and the opposite stop.

At least one of the active leaves of doorways with two leaves shall comply with clear width and maneuvering clearance.

Door openings shall provide a clear width of 32 inches minimum. Clear openings of doorways with swinging doors shall be measured between the face of the door and the stop, with the door open 90 degrees.

Citation: 2010 ADAS Section 404.2.3

Door openings shall provide a clear width of 32 inches (815 mm) minimum. Clear openings of doorways with swinging doors shall be measured between the face of the door and the stop, with the door open 90 degrees. Openings more than 24 inches (610 mm) deep shall provide a clear opening of 36 inches (915 mm) minimum. There shall be no projections into the required clear opening width lower than 34 inches (865 mm) above the finish floor or ground. Projections into the clear opening width between 34 inches (865 mm) and 80 inches (2030 mm) above the finish floor or ground shall not exceed 4 inches (100 mm).

2010 ADAS Section 404.2.2

At least one of the active leaves of doorways with two leaves shall comply with 404.2.3 and 404.2.4.

Courtroom

Finding: 22

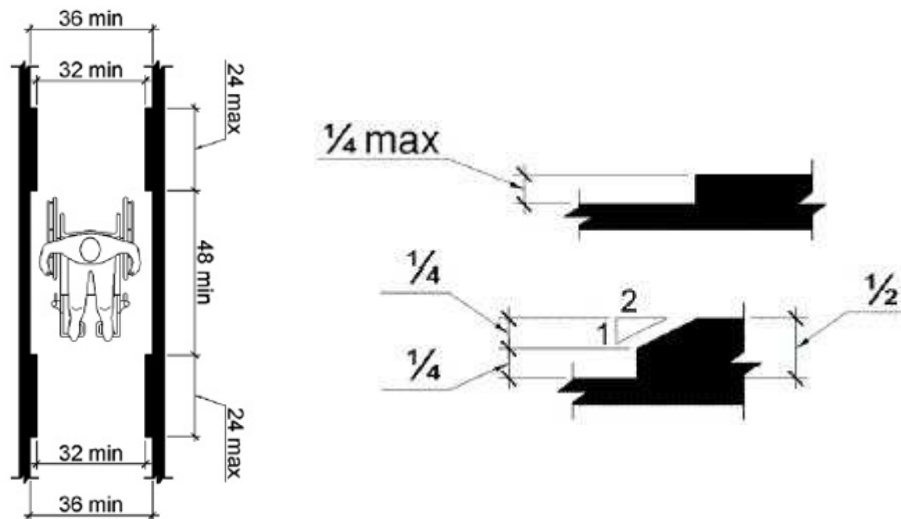
Budget Estimate: \$14,250.00

Recommendation:

Relocate judges' bench back wall and install new ramp for access.

Barrier Priority:

3 (Moderate): Should be completed as soon as possible, but there may be other items that will provide greater access to persons with disabilities. (Includes findings that have a high financial impact on the entity in relationship to the degree of access provided).



As Built: The route of travel does not provide a minimum width of 36 inches. The clear width shall be permitted to be reduced to 32 inches minimum for a length of 24 inches maximum provided that reduced width segments are separated by segments that are 48 inches long minimum and 36 inches wide minimum.

There is a change in level greater than 1/4 inch.
1/4 inch is the maximum vertical rise. Changes in level between 1/4 inch and 1/2 inch must be beveled at 1:2 or less. Changes in level greater than 1/2 inch must be by way of a ramp.

Citation: 2010 ADAS Section 303.3
Changes in level between 1/4 inch (6.4 mm) high minimum and 1/2 inch (13 mm) high maximum shall be beveled with a slope not steeper than 1:2.

Citation: 2010 ADAS Section 403.5.1
Except as provided in 403.5.2 and 403.5.3, the clear width of walking surfaces shall be 36 inches (915 mm) minimum.

Second Floor Corridor

Finding: 23

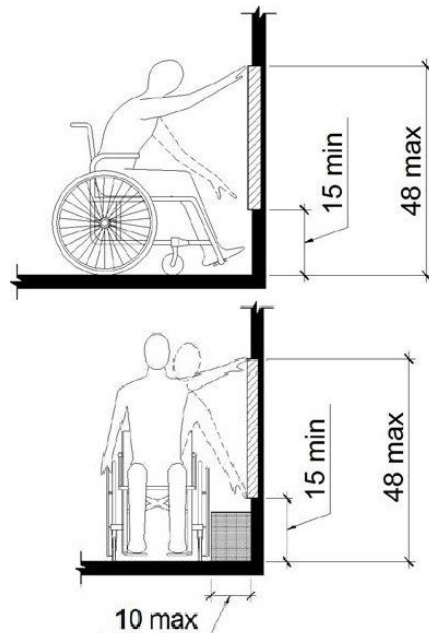
Budget Estimate: \$1,950.00

Recommendation:

Lower Fire Alarm Pull for top of pull to be 48" AFF.

Barrier Priority:

3 (Moderate): Should be completed as soon as possible, but there may be other items that will provide greater access to persons with disabilities. (Includes findings that have a high financial impact on the entity in relationship to the degree of access provided).



As Built: The Fire Alarm Pull is positioned too high for either a side or front approach.

Where a clear floor or ground space allows a parallel approach to an element and the side reach is unobstructed, the high side reach shall be 48 inches maximum, and the low side reach shall be 15 inches minimum above the finish floor or ground.

Where a forward reach is unobstructed, the high forward reach shall be 48 inches maximum, and the low forward reach shall be 15 inches minimum above the finish floor or ground.

Citation: 2010 ADAS Section 308.1
Reach ranges shall comply with 308.

Second Floor Corridor

Finding: 24

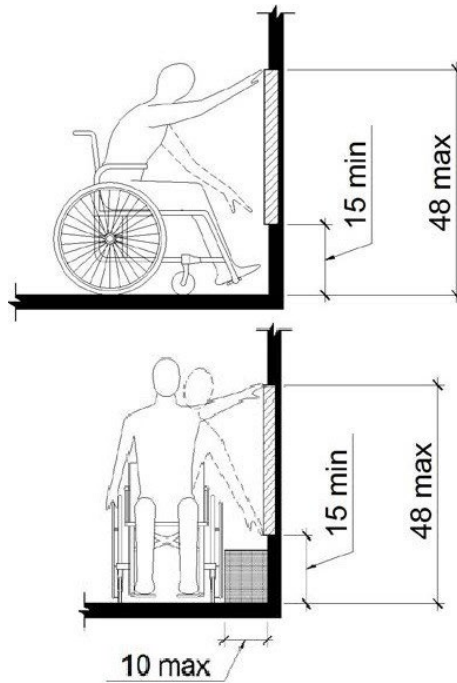

Budget Estimate: \$1,200.00

Recommendation:

Lower fire extinguisher for handle to be 48" max AFF.

Barrier Priority:

3 (Moderate): Should be completed as soon as possible, but there may be other items that will provide greater access to persons with disabilities. (Includes findings that have a high financial impact on the entity in relationship to the degree of access provided).



As Built: The fire extinguisher is positioned too high for either a side or front approach.

Where a clear floor or ground space allows a parallel approach to an element and the side reach is unobstructed, the high side reach shall be 48 inches maximum, and the low side reach shall be 15 inches minimum above the finish floor or ground.

Where a forward reach is unobstructed, the high forward reach shall be 48 inches maximum, and the low forward reach shall be 15 inches minimum above the finish floor or ground.

Citation: 2010 ADAS Section 308.1
Reach ranges shall comply with 308.

Second Floor Corridor

Finding: 25

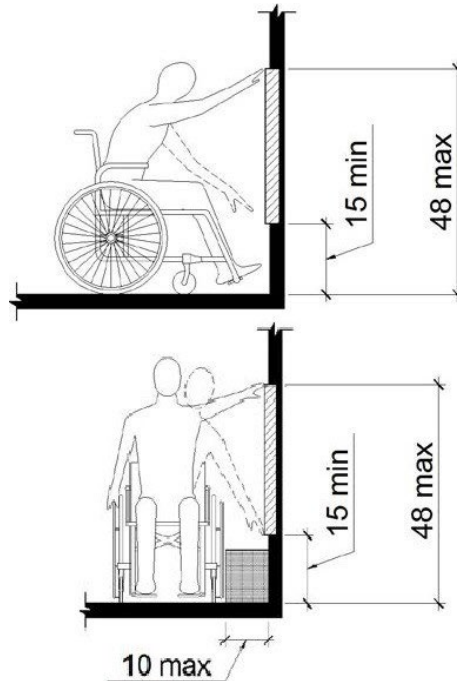
Budget Estimate: \$1,200.00

Recommendation:

Lower fire extinguisher for handle to be 48" max AFF.

Barrier Priority:

3 (Moderate): Should be completed as soon as possible, but there may be other items that will provide greater access to persons with disabilities. (Includes findings that have a high financial impact on the entity in relationship to the degree of access provided).



As Built: The fire extinguisher is positioned too high for either a side or front approach.

Where a clear floor or ground space allows a parallel approach to an element and the side reach is unobstructed, the high side reach shall be 48 inches maximum, and the low side reach shall be 15 inches minimum above the finish floor or ground.

Where a forward reach is unobstructed, the high forward reach shall be 48 inches maximum, and the low forward reach shall be 15 inches minimum above the finish floor or ground.

Citation: 2010 ADAS Section 308.1
Reach ranges shall comply with 308.

Second Floor Men's Restroom

Finding: 26

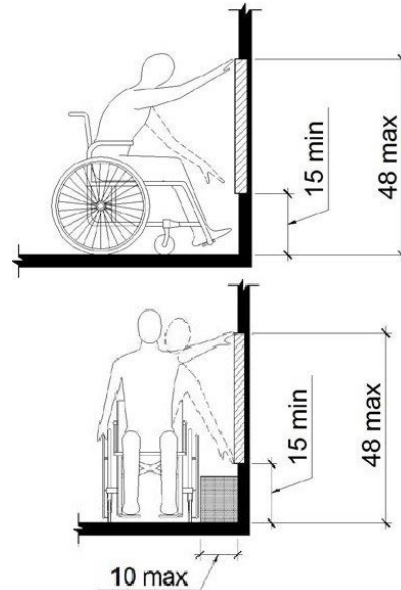
Budget Estimate: \$1,950.00

Recommendation:

Lower thermostat for all operable components to be 48" max AFF.

Barrier Priority:

3 (Moderate): Should be completed as soon as possible, but there may be other items that will provide greater access to persons with disabilities. (Includes findings that have a high financial impact on the entity in relationship to the degree of access provided).



As Built: The Thermostat is positioned too high for either a side or front approach.

Where a clear floor or ground space allows a parallel approach to an element and the side reach is unobstructed, the high side reach shall be 48 inches maximum, and the low side reach shall be 15 inches minimum above the finish floor or ground.

Where a forward reach is unobstructed, the high forward reach shall be 48 inches maximum, and the low forward reach shall be 15 inches minimum above the finish floor or ground.

Citation: 2010 ADAS Section 308.1
Reach ranges shall comply with 308.

Second Floor Men's Restroom

Finding: 27

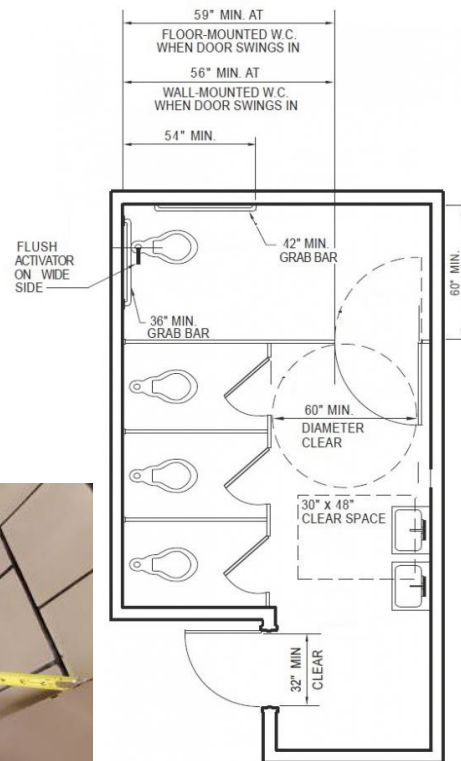


Budget Estimate: \$72,825.00

Recommendation:

Modify toilet room fixtures to provide a compliant toilet/urinal and sink.

Barrier Priority:

3 (Moderate): Should be completed as soon as possible, but there may be other items that will provide greater access to persons with disabilities. (Includes findings that have a high financial impact on the entity in relationship to the degree of access provided).



As Built: The stall does not have the required minimum clear floor space or maneuvering clearances for the toilet, grab bars are missing and/or incorrectly installed, flush handle on wrong side.

Citation: 2010 ADAS Section 603.1

Toilet and bathing rooms shall comply with 603.

Second Floor Men's Restroom

Finding: 28

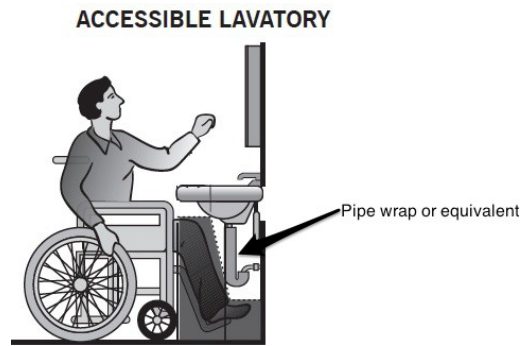
Budget Estimate: Included in Finding 27

Recommendation:

Install new pipe insulation.

Barrier Priority:

3 (Moderate): Should be completed as soon as possible, but there may be other items that will provide greater access to persons with disabilities. (Includes findings that have a high financial impact on the entity in relationship to the degree of access provided).



As Built: The water and drainpipes under the lavatory are not adequately insulated.

Water supply and drainpipes under lavatories and sinks shall be insulated or otherwise configured to protect against contact. There shall be no sharp or abrasive surfaces under lavatories and sinks.

Citation: 2010 ADAS Section 606.5

Water supply and drainpipes under lavatories and sinks shall be insulated or otherwise configured to protect against contact. There shall be no sharp or abrasive surfaces under lavatories and sinks.

Second Floor Men's Restroom

Finding: 29

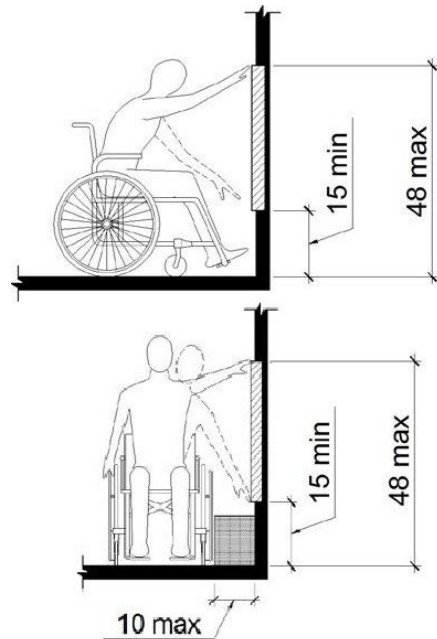
Budget Estimate Included in Finding 27

Recommendation:

Lower paper towel dispenser for all operable components to be 48" max AFF.

Barrier Priority:

3 (Moderate): Should be completed as soon as possible, but there may be other items that will provide greater access to persons with disabilities. (Includes findings that have a high financial impact on the entity in relationship to the degree of access provided).



As Built: The paper towel dispenser is positioned too high for either a side or front approach.

Where a clear floor or ground space allows a parallel approach to an element and the side reach is unobstructed, the high side reach shall be 48 inches maximum, and the low side reach shall be 15 inches minimum above the finish floor or ground.

Where a forward reach is unobstructed, the high forward reach shall be 48 inches maximum, and the low forward reach shall be 15 inches minimum above the finish floor or ground.

Citation: 2010 ADAS Section 308.1
Reach ranges shall comply with 308.

Second Floor Men's Restroom

Finding: 30

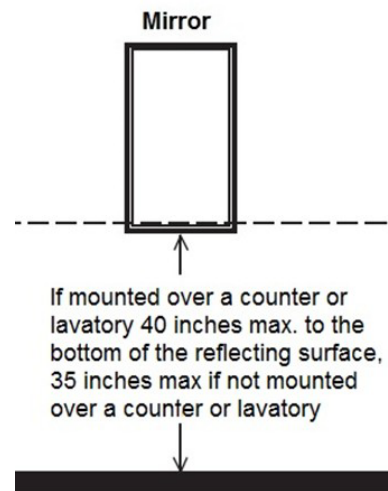
Budget Estimate: Included in Finding 27

Recommendation:

Lower mirror for reflecting surface to be 40" max AFF.

Barrier Priority:

3 (Moderate): Should be completed as soon as possible, but there may be other items that will provide greater access to persons with disabilities. (Includes findings that have a high financial impact on the entity in relationship to the degree of access provided).



As Built: The mirror is mounted too high.

Mirrors must have the bottom edge of the reflecting surface a maximum of 40 inches above the floor if above a sink or counter. Mirrors not located above lavatories or countertops shall be installed with the bottom edge of the reflecting surface 35 inches maximum above the finish floor or ground.

Citation: 2010 ADAS Section 603.3

Mirrors located above lavatories or countertops shall be installed with the bottom edge of the reflecting surface 40 inches (1015 mm) maximum above the finish floor or ground. Mirrors not located above lavatories or countertops shall be installed with the bottom edge of the reflecting surface 35 inches (890 mm) maximum above the finish floor or ground.

Second Floor Men's Restroom

Finding: 31

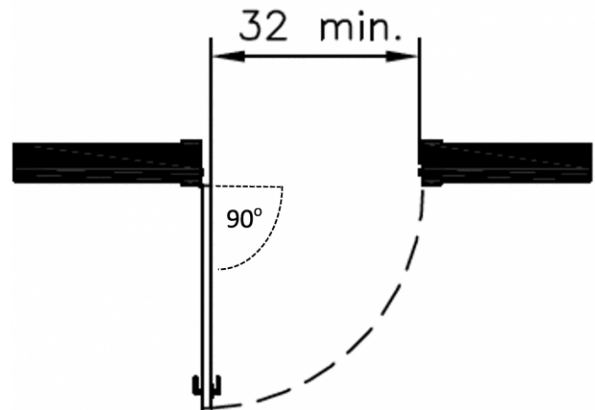
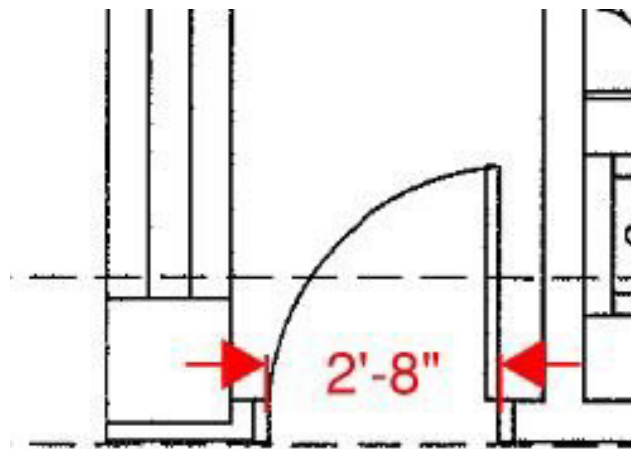
Budget Estimate: Included in Finding 27

Recommendation:

Install push button door control.

Barrier Priority:

3 (Moderate): Should be completed as soon as possible, but there may be other items that will provide greater access to persons with disabilities. (Includes findings that have a high financial impact on the entity in relationship to the degree of access provided).



Hinged Door

As Built: The door opening does not provide at least 32 inches between the face of the door and the opposite stop.

Door openings shall provide a clear width of 32 inches minimum. Clear openings of doorways with swinging doors shall be measured between the face of the door and the stop, with the door open 90 degrees.

Citation: 2010 ADAS Section 404.2.3

Door openings shall provide a clear width of 32 inches (815 mm) minimum. Clear openings of doorways with swinging doors shall be measured between the face of the door and the stop, with the door open 90 degrees. Openings more than 24 inches (610 mm) deep shall provide a clear opening of 36 inches (915 mm) minimum. There shall be no projections into the required clear opening width lower than 34 inches (865 mm) above the finish floor or ground. Projections into the clear opening width between 34 inches (865 mm) and 80 inches (2030 mm) above the finish floor or ground shall not exceed 4 inches (100 mm).

Second Floor Women's Restroom

Finding: 32

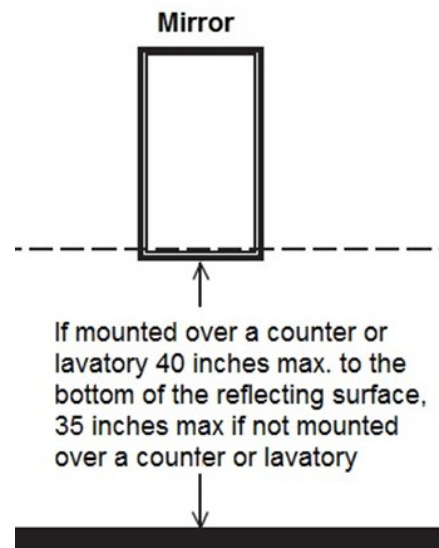
Budget Estimate: Included in Finding 27

Recommendation:

Lower mirror for reflecting surface to be 40" max AFF.

Barrier Priority:

3 (Moderate): Should be completed as soon as possible, but there may be other items that will provide greater access to persons with disabilities. (Includes findings that have a high financial impact on the entity in relationship to the degree of access provided).



As Built: The mirror is mounted too high.

Mirrors must have the bottom edge of the reflecting surface a maximum of 40 inches above the floor if above a sink or counter. Mirrors not located above lavatories or countertops shall be installed with the bottom edge of the reflecting surface 35 inches maximum above the finish floor or ground.

Citation: 2010 ADAS Section 603.3

Mirrors located above lavatories or countertops shall be installed with the bottom edge of the reflecting surface 40 inches (1015 mm) maximum above the finish floor or ground. Mirrors not located above lavatories or countertops shall be installed with the bottom edge of the reflecting surface 35 inches (890 mm) maximum above the finish floor or ground.

Second Floor Women's Restroom

Finding: 33

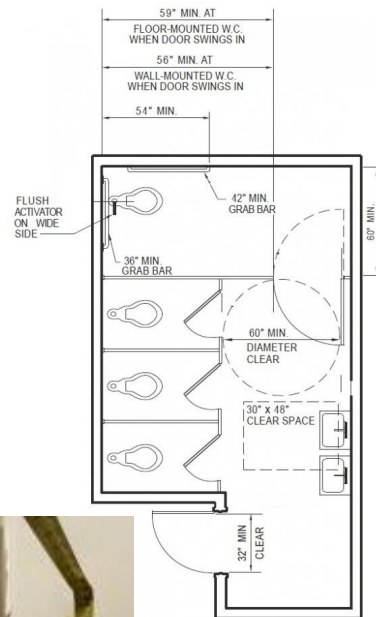
Budget Estimate: \$0.00

Recommendation:

Cannot make this compliant.

Barrier Priority:

3 (Moderate): Should be completed as soon as possible, but there may be other items that will provide greater access to persons with disabilities. (Includes findings that have a high financial impact on the entity in relationship to the degree of access provided).



As Built: The restroom does not have the required minimum clear floor or maneuvering clearances for the toilet. The restroom does not have the required minimum clear floor space or maneuvering clearances for the lavatory. The entry door does not contain the required minimum 60 inches maneuvering space on the pull side. The entry door encroaches into the required clear floor space for fixtures. Grab bars are not installed. Mirror is too high. The restroom contains floor level changes greater than a 1/2 inch at the floor drains.

Citation: 2010 ADAS Section 213.2

Where toilet rooms are provided, each toilet room shall comply with 603. Where bathing rooms are provided, each bathing room shall comply with 603.

Third Floor Corridor

Finding: 34

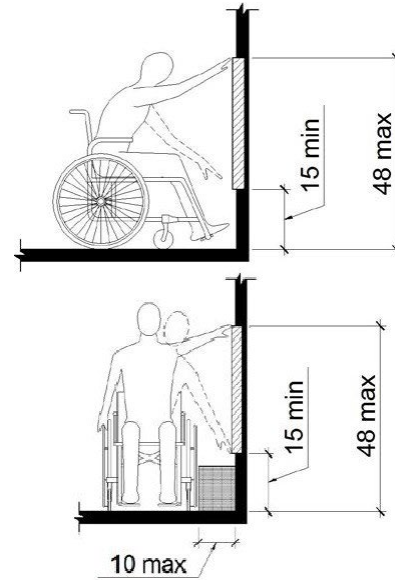
Budget Estimate: \$1,200.00

Recommendation:

Lower fire extinguisher for handle to be 48" max AFF.

Barrier Priority:

3 (Moderate): Should be completed as soon as possible, but there may be other items that will provide greater access to persons with disabilities. (Includes findings that have a high financial impact on the entity in relationship to the degree of access provided).



As Built: The fire extinguisher is positioned too high for either a side or front approach.

Where a clear floor or ground space allows a parallel approach to an element and the side reach is unobstructed, the high side reach shall be 48 inches maximum, and the low side reach shall be 15 inches minimum above the finish floor or ground.

Where a forward reach is unobstructed, the high forward reach shall be 48 inches maximum, and the low forward reach shall be 15 inches minimum above the finish floor or ground.

Citation: 2010 ADAS Section 308.1
Reach ranges shall comply with 308.

Third Floor Corridor

Finding: 35

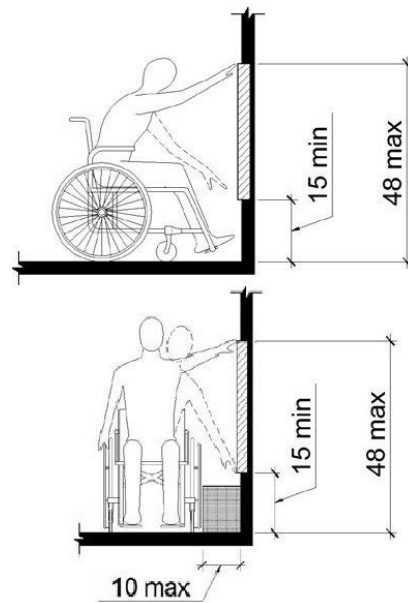
Budget Estimate: \$1,950.00

Recommendation:

Lower thermostat for all operable components to be 48" max AFF.

Barrier Priority:

3 (Moderate): Should be completed as soon as possible, but there may be other items that will provide greater access to persons with disabilities. (Includes findings that have a high financial impact on the entity in relationship to the degree of access provided).



As Built: The Thermostat is positioned too high for either a side or front approach.

Where a clear floor or ground space allows a parallel approach to an element and the side reach is unobstructed, the high side reach shall be 48 inches maximum, and the low side reach shall be 15 inches minimum above the finish floor or ground.

Where a forward reach is unobstructed, the high forward reach shall be 48 inches maximum, and the low forward reach shall be 15 inches minimum above the finish floor or ground.

Citation: 2010 ADAS Section 308.1
Reach ranges shall comply with 308.

Third Floor Corridor

Finding: 36

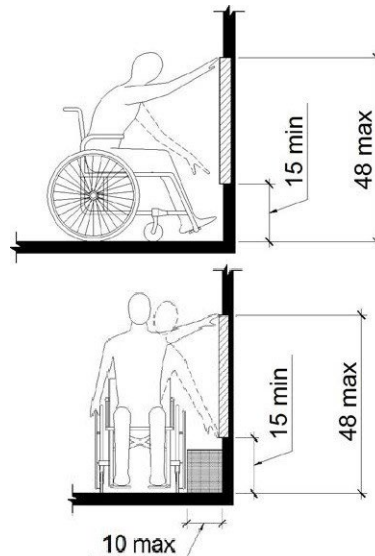
Budget Estimate: \$1,200.00

Recommendation:

Lower fire extinguisher for handle to be 48" max AFF.

Barrier Priority:

3 (Moderate): Should be completed as soon as possible, but there may be other items that will provide greater access to persons with disabilities. (Includes findings that have a high financial impact on the entity in relationship to the degree of access provided).



As Built: The fire extinguisher is positioned too high for either a side or front approach.

Where a clear floor or ground space allows a parallel approach to an element and the side reach is unobstructed, the high side reach shall be 48 inches maximum, and the low side reach shall be 15 inches minimum above the finish floor or ground.

Where a forward reach is unobstructed, the high forward reach shall be 48 inches maximum, and the low forward reach shall be 15 inches minimum above the finish floor or ground.

Citation: 2010 ADAS Section 308.1
Reach ranges shall comply with 308.

Third Floor Men's Restroom

Finding: 37

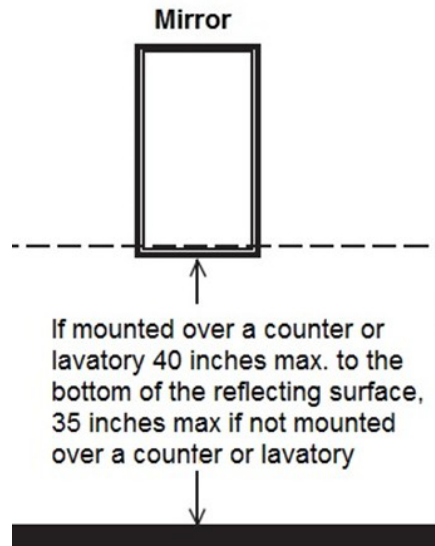
Budget Estimate: \$1,275.00

Recommendation:

Lower mirror for reflecting surface to be 40" max AFF.

Barrier Priority:

3 (Moderate): Should be completed as soon as possible, but there may be other items that will provide greater access to persons with disabilities. (Includes findings that have a high financial impact on the entity in relationship to the degree of access provided).



As Built: The mirror is mounted too high.

Mirrors must have the bottom edge of the reflecting surface a maximum of 40 inches above the floor if above a sink or counter. Mirrors not located above lavatories or countertops shall be installed with the bottom edge of the reflecting surface 35 inches maximum above the finish floor or ground.

Citation: 2010 ADAS Section 603.3

Mirrors located above lavatories or countertops shall be installed with the bottom edge of the reflecting surface

40 inches (1015 mm) maximum above the finish floor or ground. Mirrors not located above lavatories or countertops shall be installed with the bottom edge of the reflecting surface 35 inches (890 mm) maximum above the finish floor or ground.

Third Floor Men's Restroom

Finding: 38

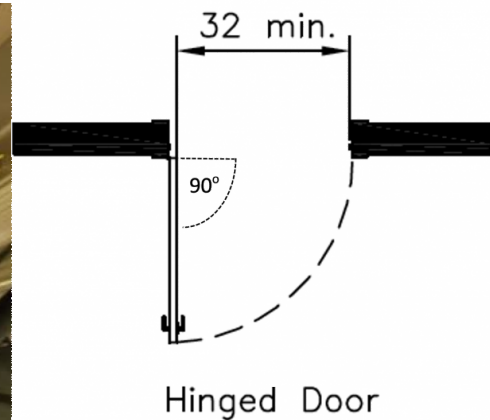
Budget Estimate: \$6,750.00

Recommendation:

Install new push button access.

Barrier Priority:

3 (Moderate): Should be completed as soon as possible, but there may be other items that will provide greater access to persons with disabilities. (Includes findings that have a high financial impact on the entity in relationship to the degree of access provided).



As Built: The door opening does not provide at least 32 inches between the face of the door and the opposite stop.

Door openings shall provide a clear width of 32 inches minimum. Clear openings of doorways with swinging doors shall be measured between the face of the door and the stop, with the door open 90 degrees.

Citation: 2010 ADAS Section 404.2.3

Door openings shall provide a clear width of 32 inches (815 mm) minimum. Clear openings of doorways with swinging doors shall be measured between the face of the door and the stop, with the door open 90 degrees. Openings more than 24 inches (610 mm) deep shall provide a clear opening of 36 inches (915 mm) minimum. There shall be no projections into the required clear opening width lower than 34 inches (865 mm) above the finish floor or ground. Projections into the clear opening width between 34 inches (865 mm) and 80 inches (2030 mm) above the finish floor or ground shall not exceed 4 inches (100 mm).

Third Floor Men's Restroom

Finding: 39

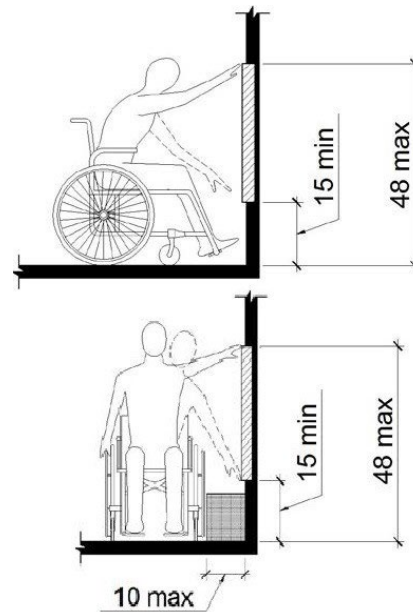
Budget Estimate: \$1,950.00

Recommendation:

Lower thermostat for all operable components to be 48" max AFF.

Barrier Priority:

3 (Moderate): Should be completed as soon as possible, but there may be other items that will provide greater access to persons with disabilities. (Includes findings that have a high financial impact on the entity in relationship to the degree of access provided).



As Built: The Thermostat is positioned too high for either a side or front approach.

Where a clear floor or ground space allows a parallel approach to an element and the side reach is unobstructed, the high side reach shall be 48 inches maximum, and the low side reach shall be 15 inches minimum above the finish floor or ground.

Where a forward reach is unobstructed, the high forward reach shall be 48 inches maximum, and the low forward reach shall be 15 inches minimum above the finish floor or ground.

Citation: 2010 ADAS Section 308.1
Reach ranges shall comply with 308.

Third Floor Men's Restroom

Finding: 40

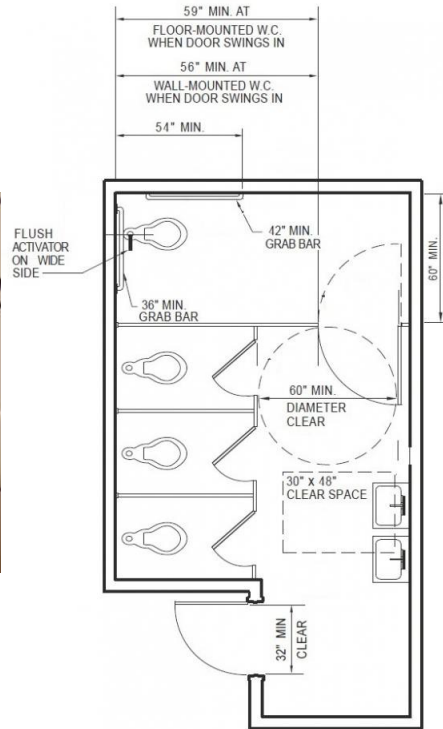
Budget Estimate: \$72,825.00

Recommendation:

Redesign restroom to accommodate compliant toilet, urinal, and sink.

Barrier Priority:

3 (Moderate): Should be completed as soon as possible, but there may be other items that will provide greater access to persons with disabilities. (Includes findings that have a high financial impact on the entity in relationship to the degree of access provided).



As Built: The stall does not have the required minimum clear floor space or maneuvering clearances for the toilet, grab bars are missing and/or incorrectly installed, flush handle on wrong side.

Citation: 2010 ADAS Section 603.1

Toilet and bathing rooms shall comply with 603.

Third Floor Men's Restroom

Finding: 41

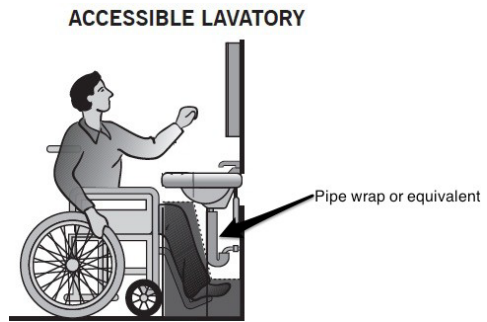
Budget Estimate: Included in Finding 39.

Recommendation:

Install new pipe insulation.

Barrier Priority:

3 (Moderate): Should be completed as soon as possible, but there may be other items that will provide greater access to persons with disabilities. (Includes findings that have a high financial impact on the entity in relationship to the degree of access provided).



As Built: The water and drainpipes under the lavatory are not adequately insulated.

The water supply and drainpipes under lavatories and sinks shall be insulated or otherwise configured to protect against contact. There shall be no sharp or abrasive surfaces under lavatories and sinks.

Citation: 2010 ADAS Section 606.5

The water supply and drainpipes under lavatories and sinks shall be insulated or otherwise configured to protect against contact. There shall be no sharp or abrasive surfaces under lavatories and sinks.

Third Floor Men's Restroom

Finding: 42

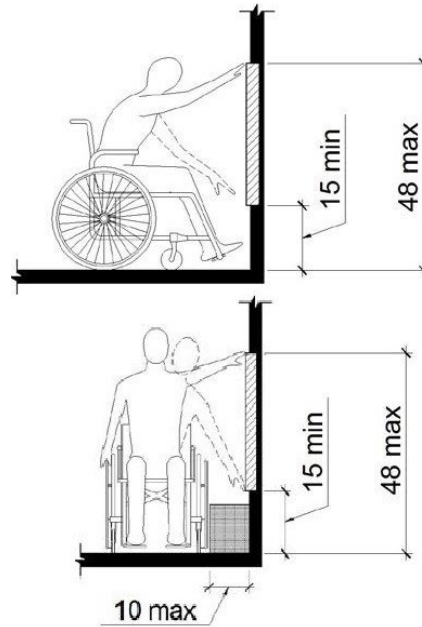
Budget Estimate: Included in Finding 39.

Recommendation:

Lower paper towel dispenser for all operable components to be 48" max AFF.

Barrier Priority:

3 (Moderate): Should be completed as soon as possible, but there may be other items that will provide greater access to persons with disabilities. (Includes findings that have a high financial impact on the entity in relationship to the degree of access provided).



As Built: The paper towel dispenser is positioned too high for either a side or front approach.

Where a clear floor or ground space allows a parallel approach to an element and the side reach is unobstructed, the high side reach shall be 48 inches maximum, and the low side reach shall be 15 inches minimum above the finish floor or ground.

Where a forward reach is unobstructed, the high forward reach shall be 48 inches maximum, and the low forward reach shall be 15 inches minimum above the finish floor or ground.

Citation: 2010 ADAS Section 308.1
Reach ranges shall comply with 308.

Third Floor Women's Restroom

Finding: 43

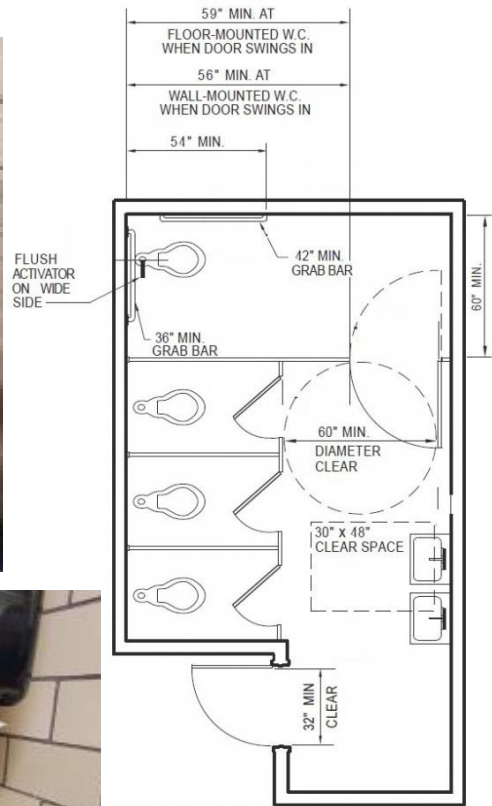
Budget Estimate: \$72,825.00

Recommendation:

Redesign restroom to accommodate new layout.

Barrier Priority:

3 (Moderate): Should be completed as soon as possible, but there may be other items that will provide greater access to persons with disabilities. (Includes findings that have a high financial impact on the entity in relationship to the degree of access provided).





As Built: The compartment stall is not nearly compliant.

The stall does not have the required minimum clear floor space or maneuvering clearances for the toilet, grab bars are missing and/or incorrectly installed, accessories, such as toilet seat covers, mirror and toilet paper towel dispenser too high, without clear floor space or both.

Citation: 2010 ADAS Section 603.1

Toilet and bathing rooms shall comply with 603.

Chancery Clerk and Master

Finding: 44

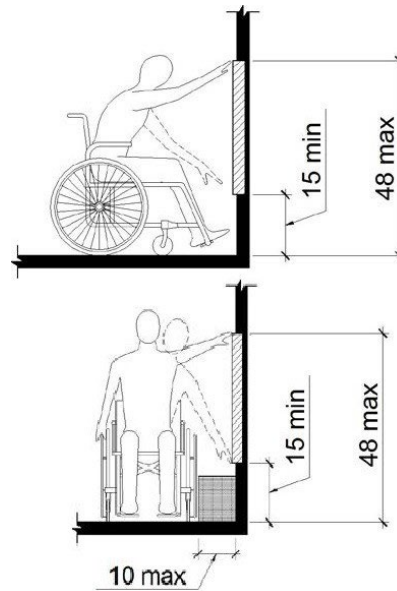
Budget Estimate: \$1,950.00

Recommendation:

Lower thermostat for all operable components to be 48" max AFF.

Barrier Priority:

3 (Moderate): Should be completed as soon as possible, but there may be other items that will provide greater access to persons with disabilities. (Includes findings that have a high financial impact on the entity in relationship to the degree of access provided).



As Built: The Thermostat is positioned too high for either a side or front approach.

Where a clear floor or ground space allows a parallel approach to an element and the side reach is unobstructed, the high side reach shall be 48 inches maximum, and the low side reach shall be 15 inches minimum above the finish floor or ground.

Where a forward reach is unobstructed, the high forward reach shall be 48 inches maximum, and the low forward reach shall be 15 inches minimum above the finish floor or ground.

Citation: 2010 ADAS Section 308.1
Reach ranges shall comply with 308.

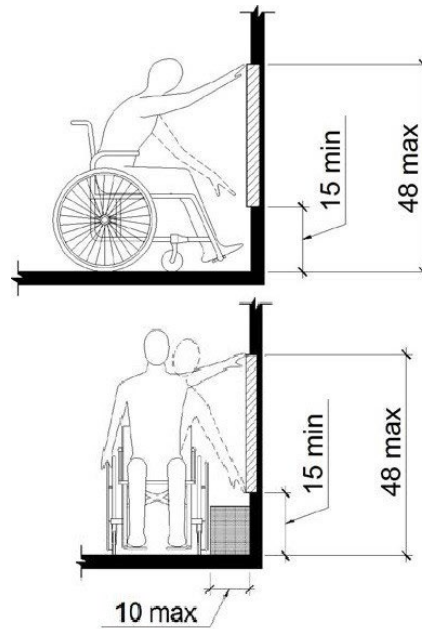
Chancery Clerk and Master
Finding: 45
Budget Estimate: \$1,950.00

Recommendation:

Lower thermostat for all operable components to be 48" max AFF.

Barrier Priority:

3 (Moderate): Should be completed as soon as possible, but there may be other items that will provide greater access to persons with disabilities. (Includes findings that have a high financial impact on the entity in relationship to the degree of access provided).



As Built: The Thermostat is positioned too high for either a side or front approach.

Where a clear floor or ground space allows a parallel approach to an element and the side reach is unobstructed, the high side reach shall be 48 inches maximum, and the low side reach shall be 15 inches minimum above the finish floor or ground.

Where a forward reach is unobstructed, the high forward reach shall be 48 inches maximum, and the low forward reach shall be 15 inches minimum above the finish floor or ground.

Citation: 2010 ADAS Section 308.1
Reach ranges shall comply with 308.

Chancery Clerk and Master

Finding: 46

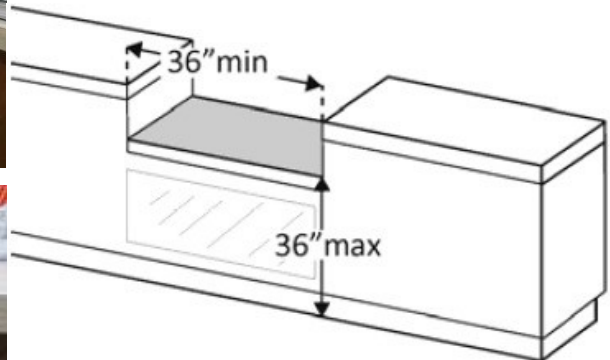
Budget Estimate: \$18,187.50

Recommendation:

Lower a 3' section of countertop to 36" max AFF.

Barrier Priority:

3 (Moderate): Should be completed as soon as possible, but there may be other items that will provide greater access to persons with disabilities. (Includes findings that have a high financial impact on the entity in relationship to the degree of access provided).



As Built: The counter is too high.

A portion of the counter surface that is 36 inches long minimum and 36 inches high maximum above the finish floor shall be provided. Knee and toe space must be provided for a forward approach. A 30 inch by 48-inch clear floor space on an accessible route must be provided for either a forward or parallel approach.

Citation: 2010 ADAS Section 904.4.1

A portion of the counter surface that is 36 inches (915 mm) long minimum and 36 inches (915 mm) high maximum above the finish floor shall be provided. A clear floor or ground space complying with 305 shall be positioned for a parallel approach adjacent to the 36 inch (915 mm) minimum length of counter.

Ground Floor ADA Restroom

Finding: 47

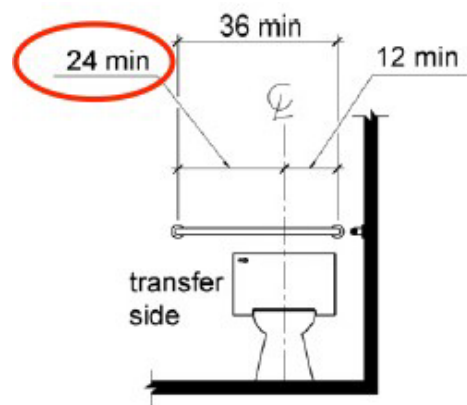
Budget Estimate: \$1,275.00

Recommendation:

Install new rear grab bar to extend 24" on open side.

Barrier Priority:

3 (Moderate): Should be completed as soon as possible, but there may be other items that will provide greater access to persons with disabilities. (Includes findings that have a high financial impact on the entity in relationship to the degree of access provided).



As Built: The rear grab bar does not extend adequately past the toilet on the wide side.

The rear grab bar must be a minimum of 36 inches long and extend from the centerline of the toilet 12 inches minimum on wall side and 24 inches minimum on the wide side.

Grab bars shall be installed in a horizontal position, 33 inches minimum and 36 inches maximum above the finish floor measured to the top of the gripping surface and the space between the grab bar and the top of the tank shall be 1-1/2 inches minimum.

Citation: 2010 ADAS Section 604.5.2

The rear wall grab bar shall be 36 inches (915 mm) long minimum and extend from the centerline of the water closet 12 inches (305 mm) minimum on one side and 24 inches (610 mm) minimum on the other side.

Ground Floor ADA Restroom

Finding: 48

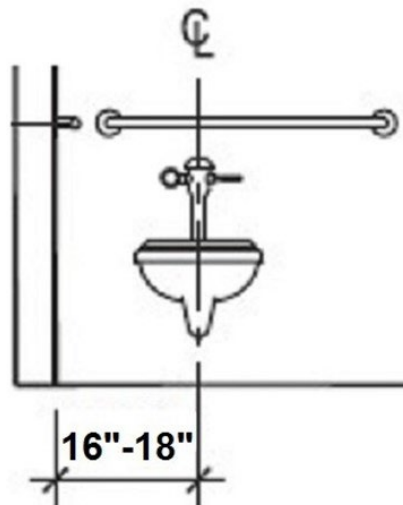
Budget Estimate: \$5,700.00

Recommendation:

Reinstall toilet to be within 16-18" from wall.

Barrier Priority:

3 (Moderate): Should be completed as soon as possible, but there may be other items that will provide greater access to persons with disabilities. (Includes findings that have a high financial impact on the entity in relationship to the degree of access provided).



As Built: The toilet is not located within the range allowed from the side wall or partition. The centerline of the toilet must be 16 to 18 inches from the side wall.

Citation: 2010 ADAS Section 604.2

The water closet shall be positioned with a wall or partition to the rear and to one side. The centerline of the water closet shall be 16 inches (405 mm) minimum to 18 inches (455 mm) maximum from the side wall or partition, except that the water closet shall be 17 inches (430 mm) minimum and 19 inches (485 mm) maximum from the side wall or partition in the ambulatory accessible toilet compartment specified in 604.8.2. Water closets shall be arranged for a left-hand or right-hand approach.

Ground Floor ADA Restroom

Finding: 49

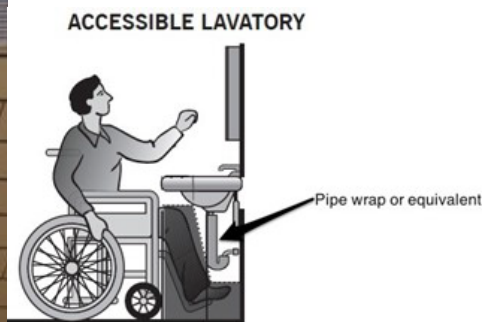
Budget Estimate: \$1,200.00

Recommendation:

Install new pipe insulation.

Barrier Priority:

3 (Moderate): Should be completed as soon as possible, but there may be other items that will provide greater access to persons with disabilities. (Includes findings that have a high financial impact on the entity in relationship to the degree of access provided).



As Built: The water and drainpipes under the lavatory are not adequately insulated.

Water supply and drainpipes under lavatories and sinks shall be insulated or otherwise configured to protect against contact. There shall be no sharp or abrasive surfaces under lavatories and sinks.

Citation: 2010 ADAS Section 606.5

Water supply and drainpipes under lavatories and sinks shall be insulated or otherwise configured to protect against contact. There shall be no sharp or abrasive surfaces under lavatories and sinks.

Ground Floor ADA Restroom

Finding: 50

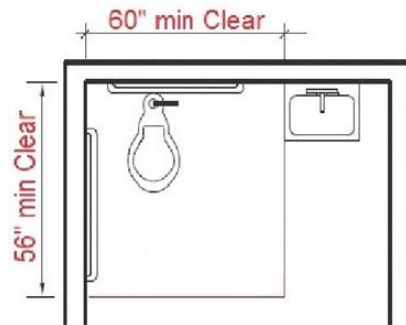
Budget Estimate: \$3,300.00

Recommendation:

Move lavatory on opposite side of wall.

Barrier Priority:

3 (Moderate): Should be completed as soon as possible, but there may be other items that will provide greater access to persons with disabilities. (Includes findings that have a high financial impact on the entity in relationship to the degree of access provided).



As Built: The lavatory projects into the clear floor space required for the toilet.

The clear floor space is 60 inches along the back wall by 56 inches.

The required clearance around the water closet shall be permitted to overlap the water closet, associated grab bars, dispensers, sanitary napkin disposal units, coat hooks, shelves, accessible routes, clear floor space and clearances required at other fixtures, and the turning space. No other fixtures or obstructions shall be located within the required water closet clearance.

Citation: 2010 ADAS Section 604.3.2

The required clearance around the water closet shall be permitted to overlap the water closet, associated grab bars, dispensers, sanitary napkin disposal units, coat hooks, shelves, accessible routes, clear floor space and clearances required at other fixtures, and the turning space. No other fixtures or obstructions shall be located within the required water closet clearance.

Ground Floor Corridor

Finding: 51

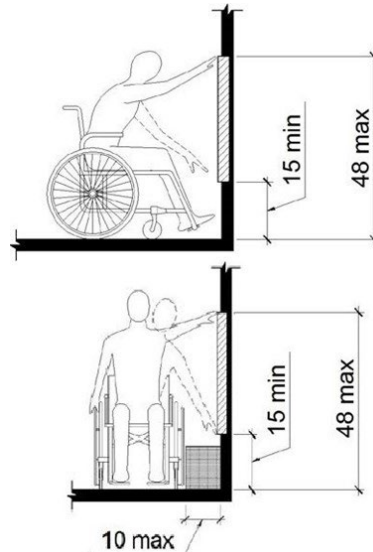
Budget Estimate: \$1,950.00

Recommendation:

Lower Fire Alarm Pull for top of pull to be 48" AFF.

Barrier Priority:

3 (Moderate): Should be completed as soon as possible, but there may be other items that will provide greater access to persons with disabilities. (Includes findings that have a high financial impact on the entity in relationship to the degree of access provided).



As Built: The Fire Alarm Pull is positioned too high for either a side or front approach.

Where a clear floor or ground space allows a parallel approach to an element and the side reach is unobstructed, the high side reach shall be 48 inches maximum, and the low side reach shall be 15 inches minimum above the finish floor or ground.

Where a forward reach is unobstructed, the high forward reach shall be 48 inches maximum, and the low forward reach shall be 15 inches minimum above the finish floor or ground.

Citation: 2010 ADAS Section 308.1
Reach ranges shall comply with 308.

Ground Floor Corridor

Finding: 52

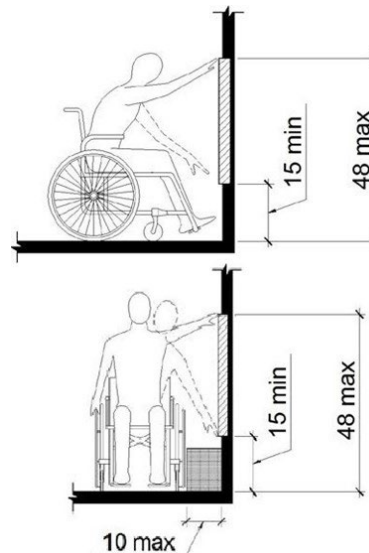
Budget Estimate: \$1,200.00

Recommendation:

Lower fire extinguisher for handle to be 48" max AFF.

Barrier Priority:

3 (Moderate): Should be completed as soon as possible, but there may be other items that will provide greater access to persons with disabilities. (Includes findings that have a high financial impact on the entity in relationship to the degree of access provided).



As Built: The fire extinguisher is positioned too high for either a side or front approach.

Where a clear floor or ground space allows a parallel approach to an element and the side reach is unobstructed, the high side reach shall be 48 inches maximum, and the low side reach shall be 15 inches minimum above the finish floor or ground.

Where a forward reach is unobstructed, the high forward reach shall be 48 inches maximum, and the low forward reach shall be 15 inches minimum above the finish floor or ground.

Citation: 2010 ADAS Section 308.1
Reach ranges shall comply with 308.

Ground Floor General

Finding: 53

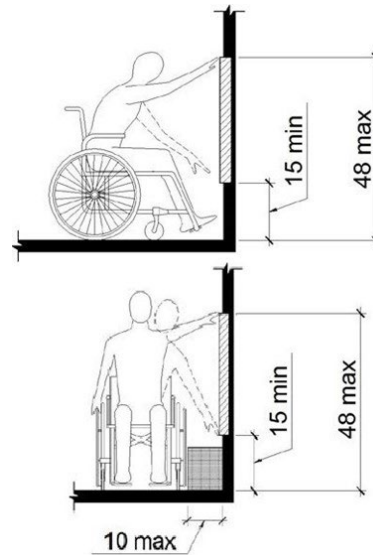
Budget Estimate: \$1,950.00

Recommendation:

Lower all thermostats for all operable components to be 48" max AFF.

Barrier Priority:

3 (Moderate): Should be completed as soon as possible, but there may be other items that will provide greater access to persons with disabilities. (Includes findings that have a high financial impact on the entity in relationship to the degree of access provided).



As Built: The Thermostat is positioned too high for either a side or front approach.

Where a clear floor or ground space allows a parallel approach to an element and the side reach is unobstructed, the high side reach shall be 48 inches maximum, and the low side reach shall be 15 inches minimum above the finish floor or ground.

Where a forward reach is unobstructed, the high forward reach shall be 48 inches maximum, and the low forward reach shall be 15 inches minimum above the finish floor or ground.

Citation: 2010 ADAS Section 308.1
Reach ranges shall comply with 308.

Civil Findings

Findings with No Area Description: Lat: 36.2914500000; Long: -88.7081100000

Finding: 1


Budget Estimate: \$750.00

Recommendation:

Add signage at all doors directing to accessible entrance.

Barrier Priority:

2 (Important): Should be completed as soon as possible. (Includes findings that would remove barriers to the greatest number of people to your goods and services).



As Built: The entrance is not accessible and is missing signage. An identification sign identifying that this entrance is not accessible and directional signage pointing to the accessible entrance is required.

When a directional sign is required, it should be located to minimize backtracking. In some cases, this could mean locating a sign at the beginning of a route, not just at the inaccessible entrances to a building.

Citation: 2010 ADAS Section 216.6

Where not all entrances comply with 404, entrances complying with 404 shall be identified by the International Symbol of Accessibility complying with 703.7.2.1. Directional signs complying with 703.5 that indicate the location of the nearest entrance complying with 404 shall be provided at entrances that do not comply with 404.

Findings with No Area Description: Lat: 36.2914512000; Long: -88.7081122000

Finding: 2

Budget Estimate: \$250.00


Recommendation:

Install van accessible signage, at 60" height, at accessible parking space.

Barrier Priority:

4 (Low): Should be completed as soon as possible due to being a technical violation but may not result in providing greater access to persons with disabilities. (Includes findings that are technically violations but provide a moderate to low increase in accessibility compared to the financial impact on the entity).

Total Number of Parking Spaces Provided in Parking Facility	Minimum Number of Required Accessible Parking Spaces
1 to 25	1
26 to 50	2
51 to 75	3
76 to 100	4
101 to 150	5
151 to 200	6
201 to 300	7
301 to 400	8
401 to 500	9
501 to 1000	2 percent of total
1001 and over	20, plus 1 for each 100, or fraction thereof, over 1000



As Built: There are no van accessible parking stalls.

1 in every 6, minimum of one, required accessible stalls must be a van accessible stall.

Citation: 2010 ADAS Section 208.2

Parking spaces complying with 502 shall be provided in accordance with Table 208.2 except as required by 208.2.1, 208.2.2, and 208.2.3. Where more than one parking facility is provided on a site, the number of accessible spaces provided on the site shall be calculated according to the number of spaces required for each parking facility.

2010 ADAS Section 208.2.4

For every six or fraction of six parking spaces required by 208.2 to comply with 502, at least one shall be a van parking space complying with 502.

Findings with No Area Description: Lat: 36.2914512000; Long: -88.7081122000

Finding: 3

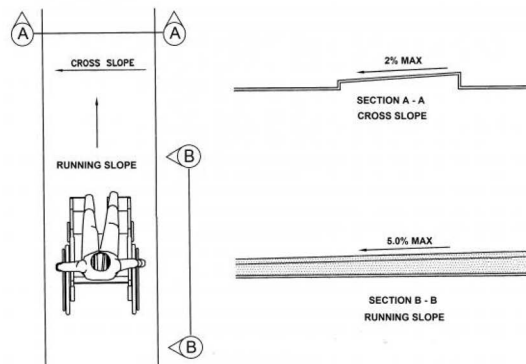
Budget Estimate: \$8,000.00

Recommendation:

Replace sidewalk exceeding 5%.

Barrier Priority:

2 (Important): Should be completed as soon as possible. (Includes findings that would remove barriers to the greatest number of people to your goods and services).



As Built: The accessible route between the building entrance and the accessible parking on the site contains running slopes at 11.2%, which is greater than 5% and has not been constructed as a ramp (i.e. handrails, wheel guides, etc.).

When the slope in the direction of travel of any walk exceeds 1 unit vertical in 20 units horizontal (5-percent slope), it must be constructed as ramp. Surface cross slopes must not exceed one unit vertical in 48 units. Horizontal (2-percent slope).

Citation: 2010 ADAS Section 404.1

Findings with No Area Description: Lat: 36.2914512000; Long: -88.7081122000

Finding: 4

Budget Estimate: \$7,000.00

Recommendation:

Replace to provide full width of sidewalk at less than 2%. (3 locations on north & east side).

Barrier Priority:

2 (Important): Should be completed as soon as possible. (Includes findings that would remove barriers to the greatest number of people to your goods and services).



As Built: The cross slope of the pedestrian access route is excessive.

The cross slope of pedestrian access routes shall be 2 percent maximum.

Citation: 2011 PROWAG Section R302.6

Except as provided in R302.6.1 and R302.6.2 (Pedestrian Street Crossings Without Yield or Stop Control and Midblock Pedestrian Street Crossings), the cross slope of pedestrian access routes shall be 2 percent maximum.

Advisory R302.6 Cross Slope. The cross slope requirements in R302.6 apply to sidewalks and other pedestrian circulation paths, pedestrian street crossings and at-grade rail crossings, and pedestrian overpasses and underpasses and similar structures (see R302.2). The cross slope of the pedestrian access route is measured perpendicular to the direction of pedestrian travel. Cross slope requirements are contained in R304.5.3 for curb ramps and blended transitions, and in R407.3 for ramps.

PROJECT & BUDGET RECOMMENDATIONS

FINDINGS & RECOMMENDATIONS – WEAKLEY COUNTY COURTHOUSE

The existing Weakley County Courthouse has significant ADA compliance deficiencies. After discussion with the City, the decision was made to provide an accessible entry way, to provide a compliant public restroom, and to lower specific fire extinguishers, fire alarm pulls, counters, and thermostats throughout the building as indicated. The remainder of the facility will remain as currently designed.

PRIORITY 2 (Important)			
Estimated Cost	Location	Finding	Distress / Description / Recommendation
\$25,450.00	Total		
\$9,750.00	General Sessions	21	Install new set of doors for each leaf to have 32" minimum clear width. Add ramp to Judges bench.
\$750.00	No Area Description	1	Add signage at all doors directing to accessible entrance.
\$8,000.00	No Area Description	3	Replace sidewalk exceeding 5%.
\$7,000.00	No Area Description	4	Replace to provide full width of sidewalk at less than 2%. (3 locations on north & east side).

PRIORITY 3 (Moderate)			
Estimated Cost	Location	Finding	Distress / Description / Recommendation
\$424,195.50	Total		
\$1,950.00	County Court Room	1	Lower thermostat for all operable components to be 48" max AFF.
\$15,750.00	County Commission Room	2	Install interlocking push button to open door for access. Widen to 32" clear.
Included in Finding 2	County Commission Room	3	Tie into door button for access.
\$11,437.50	County Court Room	4	Remove platform and redesign casework for direct access.
\$1,020.00	First Floor Corridor	5	Install new lock below 48" and cap off existing keylock hole.
\$42,375.00	First Floor Corridor	6	Demo ramp and install chair lift.
\$1,950.00	First Floor Corridor	7	Lower Fire Alarm pull for top of device to be 48" AFF.

PRIORITY 3 (Moderate)			
\$1,950.00	First Floor Corridor	8	Lower Fire Alarm Pad for top of buttons to be 48" AFF.
\$1,950.00	First Floor Corridor	9	Lower Fire Alarm pull for top of device to be 48" AFF.
\$1,950.00	First Floor Corridor	10	Lower Fire Alarm pull for top of device to be 48" AFF.
\$1,200.00	First Floor Corridor	11	Lower fire extinguisher for handle to be 48" max AFF.
\$1,950.00	First Floor Corridor	12	Lower Fire Alarm pull for top of device to be 48" AFF.
\$1,950.00	General	13	Lower all switches for top of switches to be 48" max AFF.
\$1,200.00	Trustees Office	14	Install new pipe insulation.
\$18,187.50	County Clerk	15	Lower a 3' section of countertop to 36" max AFF.
\$1,200.00	County Clerk	16	Install new pipe insulation on lavatory.
\$1,950.00	Jury Room	17	Lower thermostat for all operable components to be 48" max AFF.
\$5,700.00	Jury Room	18	Install new wall mounted countertop with sink and required knee and toe clearance.
Included in Finding 18	Jury Room	19	Install new wall mounted countertop to be 34" max AFF. See previous for budget.
\$1,950.00	General Sessions	20	Lower thermostat for all operable components to be 48" max AFF.
\$14,250.00	General Sessions	22	Provide access to judges bench.
\$1,950.00	Second Floor Corridor	23	Lower Fire Alarm Pull for top of pull to be 48" AFF.
\$1,200.00	Second Floor Corridor	24	Lower fire extinguisher for handle to be 48" max AFF.
\$1,200.00	Second Floor Corridor	25	Lower fire extinguisher for handle to be 48" max AFF.
\$1,950.00	Second Floor Men's Restroom	26	Lower thermostat for all operable components to be 48" max AFF.
\$72,825.00	Second Floor Men's Restroom	27	Modify toilet room fixtures to provide a compliant toilet/urinal and sink.
Included in Finding 27	Second Floor Men's Restroom	28	Install new pipe insulation.
Included in Finding 27	Second Floor Men's Restroom	29	Lower paper towel dispenser for all operable components to be 48" max AFF.
Included in Finding 27	Second Floor Men's Restroom	30	Lower mirror for reflecting surface to be 40" max AFF.
Included in Finding 27	Second Floor Men's Restroom	31	Install push button door control.

PRIORITY 3 (Moderate)			
Included in Finding 27	Second Floor Women's Restroom	32	Lower mirror for reflecting surface to be 40" max AFF.
\$0.00	Second Floor Women's Restroom	33	Cannot make this compliant.
\$1,200.00	Third Floor Corridor	34	Lower fire extinguisher for handle to be 48" max AFF.
\$1,950.00	Third Floor Corridor	35	Lower thermostat for all operable components to be 48" max AFF.
\$1,200.00	Third Floor Corridor	36	Lower fire extinguisher for handle to be 48" max AFF.
\$1,200.00	Third Floor Men's Restroom	36	Lower mirror for reflecting surface to be 40" max AFF.
\$6,750.00	Third Floor Men's Restroom	38	Install new push button.
\$1,950.00	Third Floor Men's Restroom	39	Lower thermostat for all operable components to be 48" max AFF.
\$72,825.00	Third Floor Men's Restroom	40	Redesign restroom to accommodate compliant toilet, urinal and sink.
Included in Finding 40	Third Floor Men's Restroom	41	Install new pipe insulation.
Included in Finding 40	Third Floor Men's Restroom	42	Lower paper towel dispenser for all operable components to be 48" max AFF.
\$72,825.00	Third Floor Women's Restroom	43	Redesign restroom to accommodate new layout.
\$1,950.00	Chancery Clerk and Master	44	Lower thermostat for all operable components to be 48" max AFF.
\$1,950.00	Chancery Clerk and Master	45	Lower thermostat for all operable components to be 48" max AFF.
\$18,175.50	Chancery Clerk and Master	46	Lower a 3' section of countertop to 36" max AFF.
\$1,275.00	Ground Floor ADA Restroom	46	Install new rear grab bar to extend 24" on open side
\$16,650.00	Ground Floor ADA Restroom	47	Reinstall toilet to be within 16-18" from wall.
\$5,700.00	Ground Floor ADA Restroom	48	Install new pipe insulation.
\$1,200.00	Ground Floor ADA Restroom	49	The lavatory projects into the clear floor space required for the toilet.
\$3,300.00	Ground Floor ADA Restroom	50	Move lavatory on opposite side of wall.
\$1,950.00	Ground Floor Corridor	51	Lower Fire Alarm Pull for top of pull to be 48" AFF.

PRIORITY 3 (Moderate)

\$1,200.00	Ground Floor Corridor	52	Lower fire extinguisher for handle to be 48" max AFF.
\$1,950.00	Ground Floor Corridor	53	Lower thermostat for all operable components to be 48" max AFF.

PRIORITY 4 (Low)

Estimated Cost	Location	Finding	Distress / Description / Recommendation
\$250.00	Total		
\$250.00	No Area Description	2	Install van accessible signage, at 60" height, at accessible parking space.

Weakley County Health Department

9852 TN-22, Dresden, TN 38225



Architectural Findings

Lobby

Finding: 1

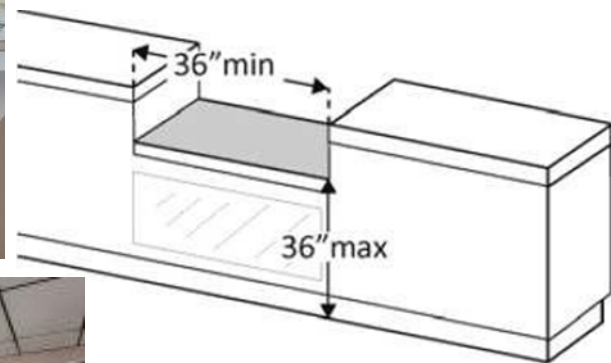
Budget Estimate: \$18,187.00

Recommendation:

Lower one of the 4 stations to 36" max AFF.

Barrier Priority:

2 (Important): Should be completed as soon as possible. (Includes findings that would remove barriers to the greatest number of people to your goods and services).



As Built: The counter is 41.5", which is too high. A portion of the counter surface that is 36 inches long minimum and 36 inches high maximum above the finish floor shall be provided. Knee and toe space must be provided for a forward approach. A 30 inch by 48 inch clear floor space on an accessible route must be provided for either a forward or parallel approach.

Citation: 2010 ADAS Section 904.4.2

A portion of the counter surface that is 30 inches (760 mm) long minimum and 36 inches (915 mm) high maximum shall be provided. Knee and toe space complying with 306 shall be provided under the counter. A clear floor or ground space complying with 305 shall be positioned for a forward approach to the counter.

2010 ADAS Section 904.4.1

A portion of the counter surface that is 36 inches (915 mm) long minimum and 36 inches (915 mm) high maximum above the finish floor shall be provided. A clear floor or ground space complying with 305 shall be positioned for a parallel approach adjacent to the 36 inch (915 mm) minimum length of counter.

Lobby

Finding: 2

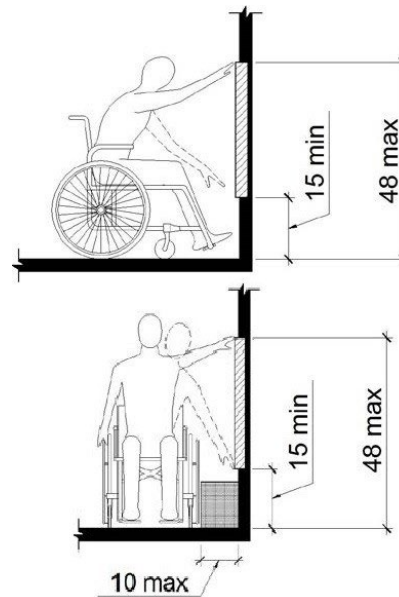
Budget Estimate: \$1,950.00

Recommendation:

Lower thermostat for all operable components to be 48" max AFF.

Barrier Priority:

3 (Moderate): Should be completed as soon as possible, but there may be other items that will provide greater access to persons with disabilities. (Includes findings that have a high financial impact on the entity in relationship to the degree of access provided).



As Built: The thermostat is positioned at 62" which is too high for either a side or front approach.

Where a clear floor or ground space allows a parallel approach to an element and the side reach is unobstructed, the high side reach shall be 48 inches maximum and the low side reach shall be 15 inches minimum above the finish floor or ground.

Where a forward reach is unobstructed, the high forward reach shall be 48 inches maximum and the low forward reach shall be 15 inches minimum above the finish floor or ground.

Citation: 2010 ADAS Section 308.1
Reach ranges shall comply with 308.

Women's Restroom

Finding: 3

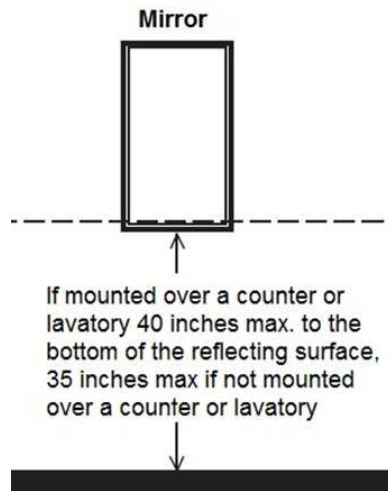
Budget Estimate: \$1,275.00

Recommendation:

Lower mirror for reflecting surface to be 40" max AFF.

Barrier Priority:

3 (Moderate): Should be completed as soon as possible, but there may be other items that will provide greater access to persons with disabilities. (Includes findings that have a high financial impact on the entity in relationship to the degree of access provided).



As Built: The mirror is mounted at 41" which is too high.

Mirrors must have the bottom edge of the reflecting surface a maximum of 40 inches above the floor if above a sink or counter. Mirrors not located above lavatories or countertops shall be installed with the bottom edge of the reflecting surface 35 inches maximum above the finish floor or ground.

Citation: 2010 ADAS Section 603.3

Mirrors located above lavatories or countertops shall be installed with the bottom edge of the reflecting surface 40 inches (1015 mm) maximum above the finish floor or ground. Mirrors not located above lavatories or countertops shall be installed with the bottom edge of the reflecting surface 35 inches (890 mm) maximum above the finish floor or ground.

Women's Restroom

Finding: 4

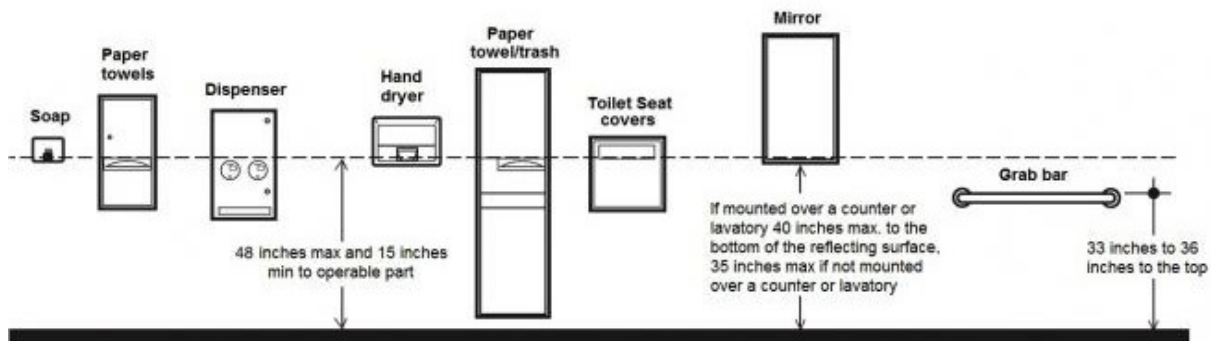
Budget Estimate: \$1,200.00

Recommendation:

Lower paper towel dispenser for max reach to be 48" max AFF.

Barrier Priority:

3 (Moderate): Should be completed as soon as possible, but there may be other items that will provide greater access to persons with disabilities. (Includes findings that have a high financial impact on the entity in relationship to the degree of access provided).



As Built: The paper towel dispenser's operation mechanism is too high off the floor. Dispensers must have all operable parts a maximum of 48 inches above the floor.

Citation: 2010 ADAS Section 308.2.1

Where a forward reach is unobstructed, the high forward reach shall be 48 inches (1220 mm) maximum and the low forward reach shall be 15 inches (380 mm) minimum above the finish floor or ground.

Women's Restroom

Finding: 5

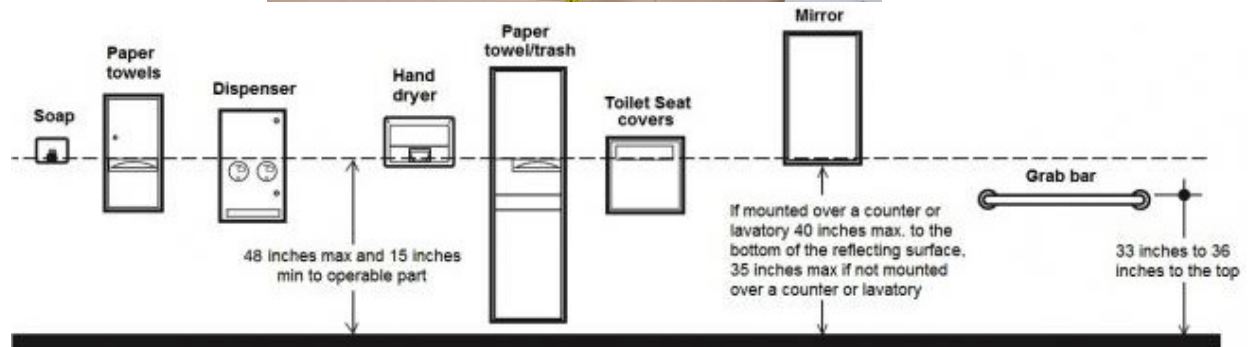
Budget Estimate: \$1,200.00

Recommendation:

Lower soap dispenser for all operable components to be 48" max AFF.

Barrier Priority:

3 (Moderate): Should be completed as soon as possible, but there may be other items that will provide greater access to persons with disabilities. (Includes findings that have a high financial impact on the entity in relationship to the degree of access provided).



As Built: The soap dispenser's operation mechanism is too high off the floor.

Dispensers must have all operable parts a maximum of 48 inches above the floor.

Citation: 2010 ADAS Section 308.2.1

Where a forward reach is unobstructed, the high forward reach shall be 48 inches (1220 mm) maximum and the low forward reach shall be 15 inches (380 mm) minimum above the finish floor or ground.

Women's Restroom

Finding: 6

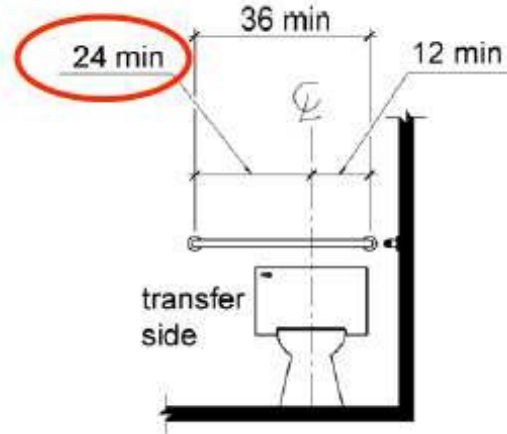
Budget Estimate: \$1,275.00

Recommendation:

Install new 3' rear grab bar for grab bar to extend 2' past centerline of toilet on transfer side. Replace tile where current grab bar is installed.

Barrier Priority:

3 (Moderate): Should be completed as soon as possible, but there may be other items that will provide greater access to persons with disabilities. (Includes findings that have a high financial impact on the entity in relationship to the degree of access provided).



As Built: The rear grab bar does not extend adequately past the toilet on the wide side.

The rear grab bar must be a minimum of 36 inches long and extend from the centerline of the toilet 12 inches minimum on wall side and 24 inches minimum on the wide side.

Grab bars shall be installed in a horizontal position, 33 inches minimum and 36 inches maximum above the finish floor measured to the top of the gripping surface and the space between the grab bar and the top of the tank shall be 1-1/2 inches minimum.

Citation: 2010 ADAS Section 604.5.2

The rear wall grab bar shall be 36 inches (915 mm) long minimum and extend from the centerline of the water closet 12 inches (305 mm) minimum on one side and 24 inches (610 mm) minimum on the other side.

Men's Restroom

Finding: 7

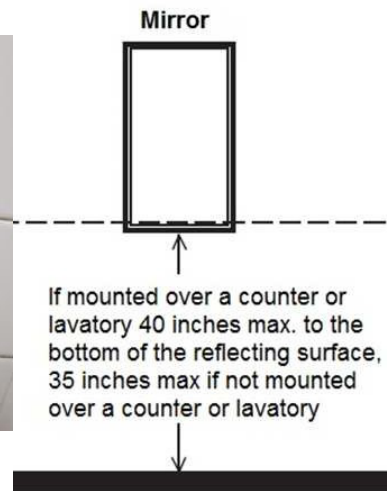
Budget Estimate: \$1,275.00

Recommendation:

Lower mirror for reflecting surface to be 40" max AFF.

Barrier Priority:

3 (Moderate): Should be completed as soon as possible, but there may be other items that will provide greater access to persons with disabilities. (Includes findings that have a high financial impact on the entity in relationship to the degree of access provided).



As Built: The mirror is mounted too high.

Mirrors must have the bottom edge of the reflecting surface a maximum of 40 inches above the floor if above a sink or counter. Mirrors not located above lavatories or countertops shall be installed with the bottom edge of the reflecting surface 35 inches maximum above the finish floor or ground.

Citation: 2010 ADAS Section 603.3

Mirrors located above lavatories or countertops shall be installed with the bottom edge of the reflecting surface 40 inches (1015 mm) maximum above the finish floor or ground. Mirrors not located above lavatories or countertops shall be installed with the bottom edge of the reflecting surface 35 inches (890 mm) maximum above the finish floor or ground.

Men's Restroom

Finding: 8

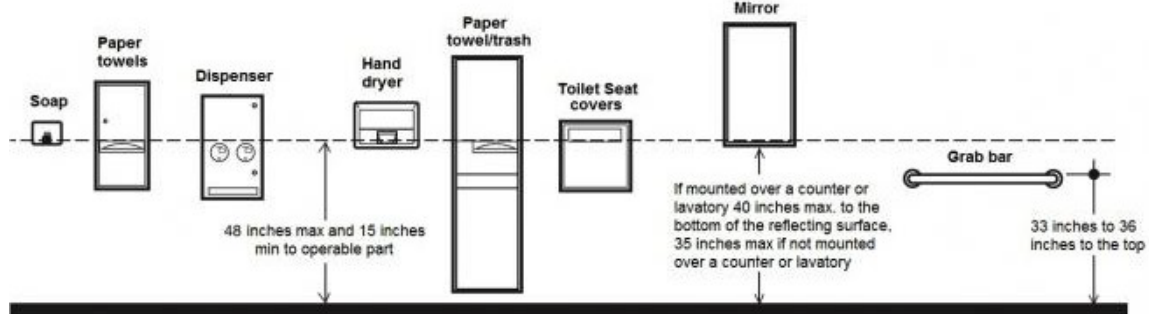
Budget Estimate: \$1,200.00

Recommendation:

Lower soap dispenser for all operable components to be 48" max AFF.

Barrier Priority:

3 (Moderate): Should be completed as soon as possible, but there may be other items that will provide greater access to persons with disabilities. (Includes findings that have a high financial impact on the entity in relationship to the degree of access provided).



As Built: The soap dispenser's operation mechanism is too high off the floor.

Dispensers must have all operable parts a maximum of 48 inches above the floor.

Citation: 2010 ADAS Section 308.2.1

Where a forward reach is unobstructed, the high forward reach shall be 48 inches (1220 mm) maximum and the low forward reach shall be 15 inches (380 mm) minimum above the finish floor or ground.

Men's Restroom

Finding: 9

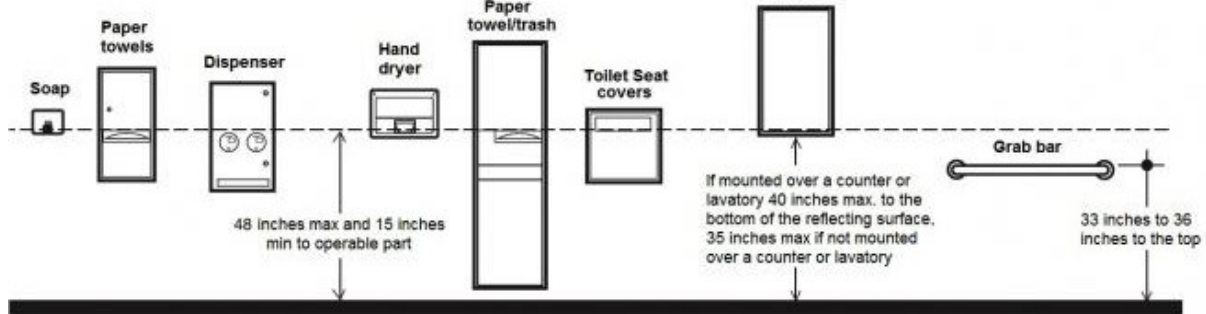
Budget Estimate: \$1,200.00

Recommendation:

Lower paper towel dispenser for release to be at 48" max AFF.

Barrier Priority:

3 (Moderate): Should be completed as soon as possible, but there may be other items that will provide greater access to persons with disabilities. (Includes findings that have a high financial impact on the entity in relationship to the degree of access provided).



As Built: The paper towel dispenser's operation mechanism is too high off the floor. Dispensers must have all operable parts a maximum of 48 inches above the floor.

Citation: 2010 ADAS Section 308.2.1

Where a forward reach is unobstructed, the high forward reach shall be 48 inches (1220 mm) maximum and the low forward reach shall be 15 inches (380 mm) minimum above the finish floor or ground.

Men's Restroom

Finding: 10

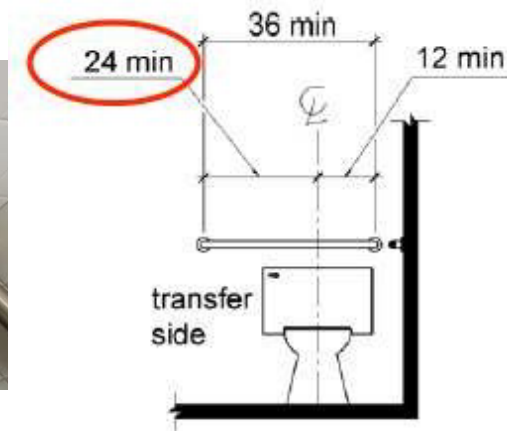
Budget Estimate: \$1,275.50

Recommendation:

Install new 3' rear grab bar for 2' to be on transfer side. Replace tile where current grab bar is installed.

Barrier Priority:

3 (Moderate): Should be completed as soon as possible, but there may be other items that will provide greater access to persons with disabilities. (Includes findings that have a high financial impact on the entity in relationship to the degree of access provided).



As Built: The rear grab bar does not extend adequately past the toilet on the wide side.

The rear grab bar must be a minimum of 36 inches long and extend from the centerline of the toilet 12 inches minimum on wall side and 24 inches minimum on the wide side.

Grab bars shall be installed in a horizontal position, 33 inches minimum and 36 inches maximum above the finish floor measured to the top of the gripping surface and the space between the grab bar and the top of the tank shall be 1-1/2 inches minimum.

Citation: 2010 ADAS Section 604.5.2

The rear wall grab bar shall be 36 inches (915 mm) long minimum and extend from the centerline of the water closet 12 inches (305 mm) minimum on one side and 24 inches (610 mm) minimum on the other side.

Men's Restroom

Finding: 11

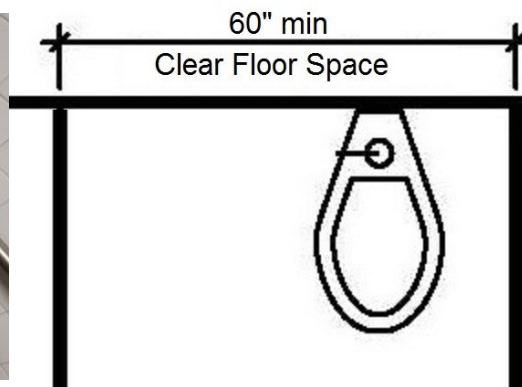
Budget Estimate: \$2,175.00

Recommendation:

Remove compartment partition for single user restroom.

Barrier Priority:

3 (Moderate): Should be completed as soon as possible, but there may be other items that will provide greater access to persons with disabilities. (Includes findings that have a high financial impact on the entity in relationship to the degree of access provided).



As Built: The toilet compartment is not wide enough.

Wheelchair accessible compartments shall be 60 inches wide minimum measured perpendicular to the side wall, and 56 inches deep minimum for wall hung water closets and 59 inches deep minimum for floor mounted water closets measured perpendicular to the rear wall.

Citation: 2010 ADAS Section 604.8.1.1

Wheelchair accessible compartments shall be 60 inches (1525 mm) wide minimum measured perpendicular to the side wall, and 56 inches (1420 mm) deep minimum for wall hung water closets and 59 inches (1500 mm) deep minimum for floor mounted water closets measured perpendicular to the rear wall. Wheelchair accessible compartments for children's use shall be 60 inches (1525 mm) wide minimum measured perpendicular to the side wall, and 59 inches (1500 mm) deep minimum for wall hung and floor mounted water closets measured perpendicular to the rear wall.

Reception Area

Finding: 12

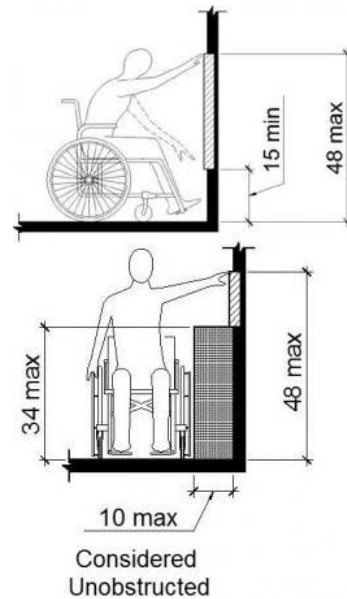
Budget Estimate: \$1,950.00

Recommendation:

Lower thermostat for all operable components to be 48" max AFF.

Barrier Priority:

3 (Moderate): Should be completed as soon as possible, but there may be other items that will provide greater access to persons with disabilities. (Includes findings that have a high financial impact on the entity in relationship to the degree of access provided).



As Built: The thermostat is not positioned correctly for either a side or front approach.

Where a clear floor or ground space allows a parallel or front approach and the side reach is unobstructed, the high side reach shall be 48 inches maximum above the finish floor or ground and the low side reach shall be 15 inches minimum above the finish floor or ground.

Citation: 2010 ADAS Section 308.2.1

Where a forward reach is unobstructed, the high forward reach shall be 48 inches (1220 mm) maximum and the low forward reach shall be 15 inches (380 mm) minimum above the finish floor or ground.

2010 ADAS Section 308.3.1

Where a clear floor or ground space allows a parallel approach to an element and the side reach is unobstructed, the high side reach shall be 48 inches (1220 mm) maximum and the low side reach shall be 15 inches (380 mm) minimum above the finish floor or ground.

Men's Restroom

Finding: 13

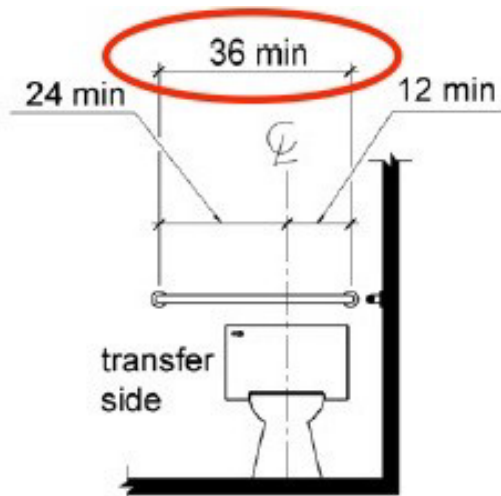
Budget Estimate: \$ 1,275.00

Recommendation:

Install new 36" grab bar for 24".

Barrier Priority:

3 (Moderate): Should be completed as soon as possible, but there may be other items that will provide greater access to persons with disabilities. (Includes findings that have a high financial impact on the entity in relationship to the degree of access provided).



As Built: The rear grab bar is not a minimum 36 inches in length.

Grab bars shall be installed in a horizontal position, 33 inches minimum and 36 inches maximum above the finish floor measured to the top of the gripping surface and the space between the grab bar and the top of the tank (any obstruction) shall be 1-1/2 inches minimum.

Citation: 2010 ADAS Section 604.5.2

The rear wall grab bar shall be 36 inches (915 mm) long minimum and extend from the centerline of the water closet 12 inches (305 mm) minimum on one side and 24 inches (610 mm) minimum on the other side.

Men's Restroom

Finding: 14

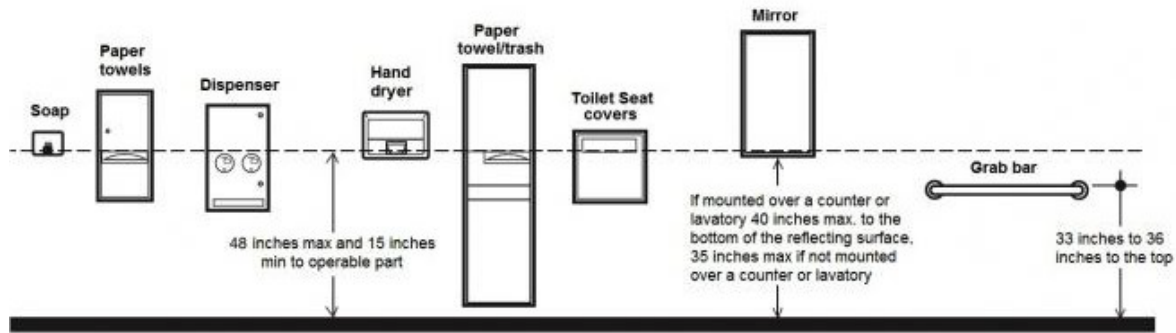
Budget Estimate: \$1,200.00

Recommendation:

Lower paper towel dispenser for all operable components to be 48" max AFF.

Barrier Priority:

3 (Moderate): Should be completed as soon as possible, but there may be other items that will provide greater access to persons with disabilities. (Includes findings that have a high financial impact on the entity in relationship to the degree of access provided).



As Built: The paper towel dispenser's operation mechanism is too high off the floor. Dispensers must have all operable parts a maximum of 48 inches above the floor.

Citation: 2010 ADAS Section 308.2.1

Where a forward reach is unobstructed, the high forward reach shall be 48 inches (1220 mm) maximum and the low forward reach shall be 15 inches (380 mm) minimum above the finish floor or ground.

Breakroom

Finding: 15

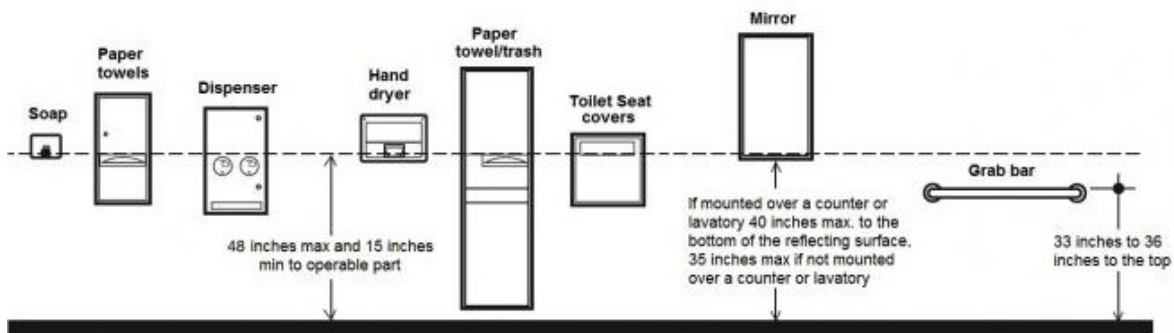
Budget Estimate: \$1,200.00

Recommendation:

Relocate paper towel dispenser for all operable components to be 48" max AFF.

Barrier Priority:

3 (Moderate): Should be completed as soon as possible, but there may be other items that will provide greater access to persons with disabilities. (Includes findings that have a high financial impact on the entity in relationship to the degree of access provided).



As Built: The paper towel dispenser's operation mechanism is too high off the floor. Dispensers must have all operable parts a maximum of 48 inches above the floor.

Citation: 2010 ADAS Section 308.2.1

Where a forward reach is unobstructed, the high forward reach shall be 48 inches (1220 mm) maximum and the low forward reach shall be 15 inches (380 mm) minimum above the finish floor or ground.

Breakroom

Finding: 16

Budget Estimate: \$4,500.00

Recommendation:

Install new wall mounted counter-top with sink. Rim of sink to be 34" max AFF.

Barrier Priority:

3 (Moderate): Should be completed as soon as possible, but there may be other items that will provide greater access to persons with disabilities. (Includes findings that have a high financial impact on the entity in relationship to the degree of access provided).



As Built: The top of the sink is too high.

Sinks that are required to be accessible shall be a minimum 17 inches in horizontal depth and mounted with the rim or counter edge no higher than 34 inches above the finished floor.

Citation: 2010 ADAS Section 606.3

Lavatories and sinks shall be installed with the front of the higher of the rim or counter surface 34 inches (865 mm) maximum above the finish floor or ground.

Women's Restroom

Finding: 17

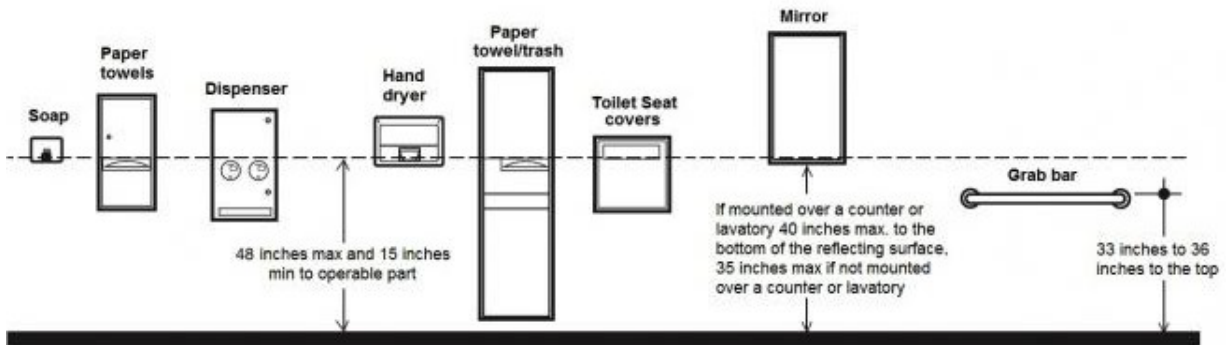
Budget Estimate: \$1,200.00

Recommendation:

Lower paper towel dispenser to 48" max AFF.

Barrier Priority:

3 (Moderate): Should be completed as soon as possible, but there may be other items that will provide greater access to persons with disabilities. (Includes findings that have a high financial impact on the entity in relationship to the degree of access provided).



As Built: The paper towel dispenser's operation mechanism is too high off the floor. Dispensers must have all operable parts a maximum of 48 inches above the floor.

Citation: 2010 ADAS Section 308.2.1

Where a forward reach is unobstructed, the high forward reach shall be 48 inches (1220 mm) maximum and the low forward reach shall be 15 inches (380 mm) minimum above the finish floor or ground.

Women's Restroom

Finding: 18

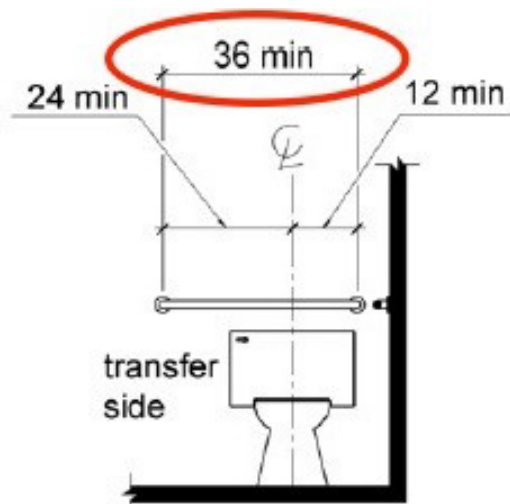
Budget Estimate: \$1,275.00

Recommendation:

Install new rear grab bar to extend 24" on open side.

Barrier Priority:

3 (Moderate): Should be completed as soon as possible, but there may be other items that will provide greater access to persons with disabilities. (Includes findings that have a high financial impact on the entity in relationship to the degree of access provided).



As Built: The rear grab bar is not a minimum 36 inches in length.

Grab bars shall be installed in a horizontal position, 33 inches minimum and 36 inches maximum above the finish floor measured to the top of the gripping surface and the space between the grab bar and the top of the tank (any obstruction) shall be 1-1/2 inches minimum.

Citation: 2010 ADAS Section 604.5.2

The rear wall grab bar shall be 36 inches (915 mm) long minimum and extend from the centerline of the water closet 12 inches (305 mm) minimum on one side and 24 inches (610 mm) minimum on the other side.

Civil Findings

Findings with No Area Description: Lat: 36.2935600000; Long: -88.7413700000

Finding: 1

Budget Estimate: \$1,500.00

Recommendation:

Provide curb ramp that does not obstruct parking or access aisle, restripe parking, replace signage.

Barrier Priority:

1 (High): Should be completed immediately. (Includes findings that have little or no cost, were in violation of the codes at the time of construction or pose an imminent safety threat).



As Built: The ramp projects into a prohibited area.

Ramps shall be located so that they do not project into vehicular traffic lanes, parking spaces, or parking access aisles.

Citation: 2010 ADAS Section 406.5

Curb ramps and the flared sides of curb ramps shall be located so that they do not project into vehicular traffic lanes, parking spaces, or parking access aisles. Curb ramps at marked crossings shall be wholly contained within the markings, excluding any flared sides.

Findings with No Area Description: Lat: 36.2935600000; Long: -88.7413700000

Finding: 2

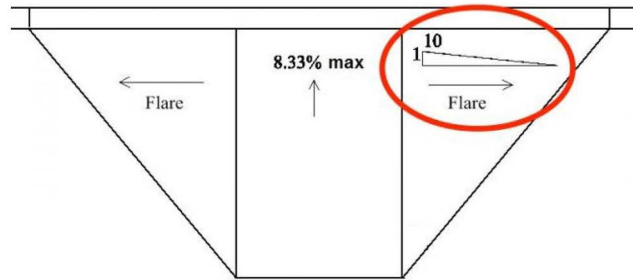
Budget Estimate: \$2,000.00

Recommendation:

Replace the ramp.

Barrier Priority:

2(Important): Should be completed as soon as possible. (Includes findings that would remove barriers to the greatest number of people to your goods and services).



As Built: The curb ramp side flares at 13-15% which is too steep.

The sides of curb ramps (curb ramp flares) where provided, shall not be steeper than 1:10.

Citation: 2010 ADAS Section 406.3

Where provided, curb ramp flares shall not be steeper than 1:10 .

PROJECT & BUDGET RECOMMENDATIONS

FINDINGS & RECOMMENDATIONS – WEAKLY COUNTY HEALTH DEPARTMENT

The existing Weakley County Health Department has significant ADA compliance deficiencies. After discussion with the City, the decision was made to provide an accessible entry way, to provide access to reception counters, to provide a compliant public restroom, and to lower specific thermostats throughout the building. The remainder of the facility will remain as currently designed.

PRIORITY 1 (High)			
Estimated Cost	Location	Finding	Distress / Description / Recommendation
\$1,500.00	Total		
\$1,500.00	No Area Description	1	Provide curb ramp that does not obstruct parking or access aisle, restripe parking, replace signage.

PRIORITY 2 (Important)			
Estimated Cost	Location	Finding	Distress / Description / Recommendation
\$20,187.00	Total		
\$18,187.00	Lobby	1	Lower one of the 4 stations to 36" max AFF.
\$2,000.00	No Area Description	2	Replace the ramp.

PRIORITY 3 (Moderate)			
Estimated Cost	Location	Finding	Distress / Description / Recommendation
\$26,175.00	Total		
\$1,950.00	Lobby	2	Lower thermostat for all operable components to be 48" max AFF.
\$1,275.00	Women's Restroom	3	Lower mirror for reflecting surface to be 40" max AFF.
\$1,200.00	Women's Restroom	4	Lower paper towel dispenser for max reach to be 48" max AFF.
\$1,200.00	Women's Restroom	5	Lower soap dispenser for all operable components to be 48" max AFF.
\$1,275.00	Women's Restroom	6	Install new 3' rear grab bar for grab bar to extend 2' past centerline of toilet on transfer side. Replace tile where current grab bar is installed.
\$1,275.00	Men's Restroom	7	Lower mirror for reflecting surface to be 40" max AFF.

PRIORITY 3 (Moderate)

\$1,200.00	Men's Restroom	8	Lower soap dispenser for all operable components to be 48" max AFF.
\$1,200.00	Men's Restroom	9	Lower paper towel dispenser for max reach to be 48" max AFF.
\$1,275.00	Men's Restroom	10	Install new 3' rear grab bar for grab bar to extend 2' past centerline of toilet on transfer side. Replace tile where current grab bar is installed.
\$2,175.00	Men's Restroom	11	Remove compartment partition for single user restroom.
\$1,950.00	Reception Area	12	Lower thermostat for all operable components to be 48" max AFF.
\$1,275.00	Men's Restroom	13	Install new 36" grab bar for 24"
\$1,200.00	Men's Restroom	14	Lower paper towel dispenser for max reach to be 48" max AFF.
\$1,200.00	Breakroom	15	Lower paper towel dispenser for max reach to be 48" max AFF.
\$4,050.00	Breakroom	16	Install new wall mounted counter-top with sink. Rim of sink to be 34" max AFF.
\$1,200.00	Women's Restroom	17	Lower paper towel dispenser for max reach to be 48" max AFF.
\$1,275.00	Women's Restroom	18	Install new rear grab bar to extend 24" on open side.

Weakley County Highway Department

608 County Maintenance Road, Dresden, TN 38225



Architectural Findings

Hall

Finding: 1

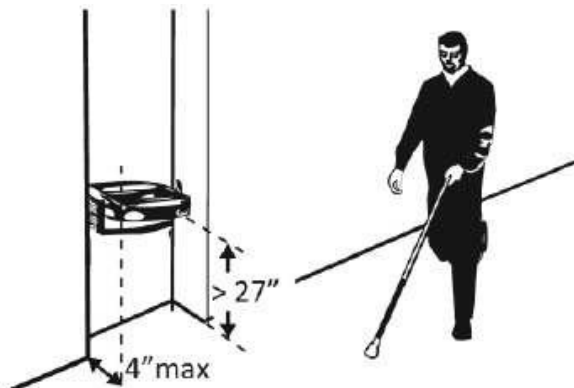
Budget Estimate: \$18,187.00

Recommendation:

Provide Alcove for drinking fountain for pedestrian protection.

Barrier Priority:

3 (Moderate): Should be completed as soon as possible, but there may be other items that will provide greater access to persons with disabilities. (Includes findings that have a high financial impact on the entity in relationship to the degree of access provided).



As Built: The protruding object is 17" into walking space.

Objects may protrude no more than 4 inches into walks, halls, corridors, passageways, or aisles when located between 27 and 80 inches above the floor. All drinking fountains shall be located completely within alcoves, positioned completely between wing walls, or otherwise positioned so as not to encroach into pedestrian ways. The alcove must not be less than 32 inches in width and 18 inches in depth. Wing walls must project out from the supporting wall at least as far as the drinking fountain.

Citation: 2010 ADAS Section 307.2

Objects with leading edges more than 27 inches (685 mm) and not more than 80 inches (2030 mm) above the finish floor or ground shall protrude 4 inches (100 mm) maximum horizontally into the circulation path.

Men's Restroom

Finding: 2

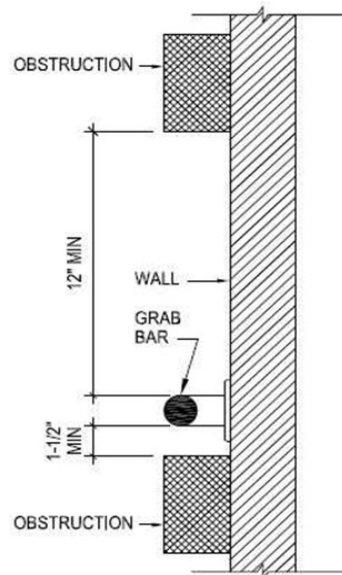
Budget Estimate: \$1,200.00

Recommendation:

Remount toilet paper dispenser so that it does not block the gripping surface.

Barrier Priority:

3 (Moderate): Should be completed as soon as possible, but there may be other items that will provide greater access to persons with disabilities. (Includes findings that have a high financial impact on the entity in relationship to the degree of access provided).



As Built: The toilet paper dispenser is mounted too close to the top of the grab bar, minimizing the gripping surface.

Adjacent elements shall be positioned to provide unobstructed use of grab bars. The space between the grab bar and projecting objects above shall be 12 inches minimum.

Citation: 2010 ADAS Section 609.3

The space between the wall and the grab bar shall be 1 1/2 inches (38 mm). The space between the grab bar and projecting objects below and at the ends shall be 1 1/2 inches (38 mm) minimum. The space between the grab bar and projecting objects above shall be 12 inches (305 mm) minimum.

Men's Restroom

Finding: 3

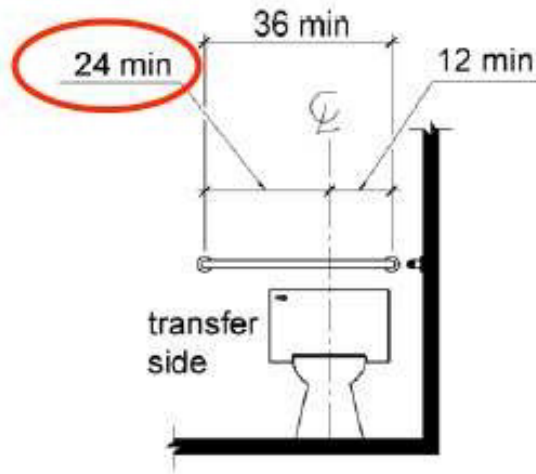
Budget Estimate: \$1,275.00

Recommendation:

Install new 3' rear grab bar for 2' to be on transfer side. Replace tile where current grab bar is installed.

Barrier Priority:

3 (Moderate): Should be completed as soon as possible, but there may be other items that will provide greater access to persons with disabilities. (Includes findings that have a high financial impact on the entity in relationship to the degree of access provided).



As Built: The rear grab bar does not extend adequately past the toilet on the wide side.

The rear grab bar must be a minimum of 36 inches long and extend from the centerline of the toilet 12 inches minimum on wall side and 24 inches minimum on the wide side.

Grab bars shall be installed in a horizontal position, 33 inches minimum and 36 inches maximum above the finish floor measured to the top of the gripping surface and the space between the grab bar and the top of the tank shall be 1-1/2 inches minimum.

Citation: 2010 ADAS Section 604.5.2

The rear wall grab bar shall be 36 inches (915 mm) long minimum and extend from the centerline of the water closet 12 inches (305 mm) minimum on one side and 24 inches (610 mm) minimum on the other side.

Breakroom 2

Finding: 4

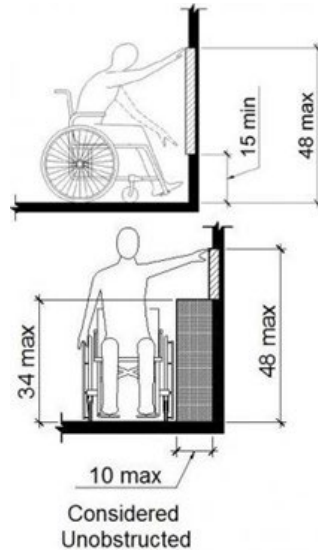
Budget Estimate: \$1,950.00

Recommendation:

Lower receptacle/switch for all operable components to be 48" max AFF.

Barrier Priority:

3 (Moderate): Should be completed as soon as possible, but there may be other items that will provide greater access to persons with disabilities. (Includes findings that have a high financial impact on the entity in relationship to the degree of access provided).



As Built: The receptacle/switch is not positioned correctly for either a side or front approach.

Where a clear floor or ground space allows a parallel or front approach to a switch or receptacle and the side reach is unobstructed, the high side reach shall be 48 inches maximum above the finish floor or ground and the low side reach shall be 15 inches minimum above the finish floor or ground.

Citation: 2010 ADAS Section 308.2.1

Where a forward reach is unobstructed, the high forward reach shall be 48 inches (1220 mm) maximum and the low forward reach shall be 15 inches (380 mm) minimum above the finish floor or ground.

Breakroom 2

Finding: 5

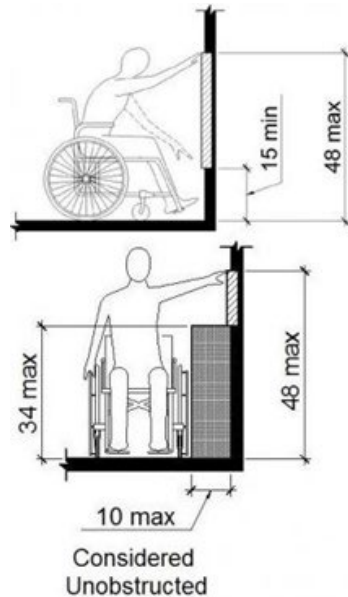
Budget Estimate: \$1,950.00

Recommendation:

Lower receptacle/switch for all operable components to be 48" max AFF.

Barrier Priority:

3 (Moderate): Should be completed as soon as possible, but there may be other items that will provide greater access to persons with disabilities. (Includes findings that have a high financial impact on the entity in relationship to the degree of access provided).



As Built: The receptacle/switch is not positioned correctly for either a side or front approach.

Where a clear floor or ground space allows a parallel or front approach to a switch or receptacle and the side reach is unobstructed, the high side reach shall be 48 inches maximum above the finish floor or ground and the low side reach shall be 15 inches minimum above the finish floor or ground.

Citation: 2010 ADAS Section 308.2.1

Where a forward reach is unobstructed, the high forward reach shall be 48 inches (1220 mm) maximum and the low forward reach shall be 15 inches (380 mm) minimum above the finish floor or ground.

Hallway 2

Finding: 6

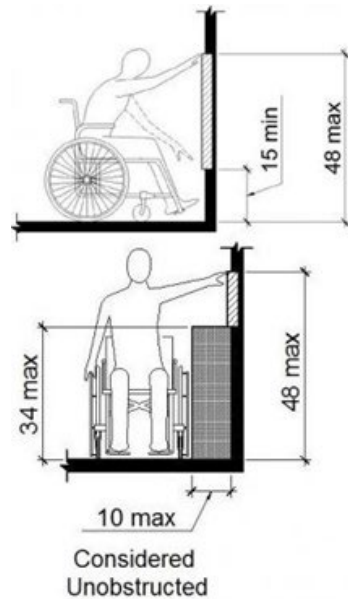
Budget Estimate: \$1,950.00

Recommendation:

Lower receptacle/switch for all operable components to be 48" max AFF.

Barrier Priority:

3 (Moderate): Should be completed as soon as possible, but there may be other items that will provide greater access to persons with disabilities. (Includes findings that have a high financial impact on the entity in relationship to the degree of access provided).



As Built: The receptacle/switch is not positioned correctly for either a side or front approach.

Where a clear floor or ground space allows a parallel or front approach to a switch or receptacle and the side reach is unobstructed, the high side reach shall be 48 inches maximum above the finish floor or ground and the low side reach shall be 15 inches minimum above the finish floor or ground.

Citation: 2010 ADAS Section 308.2.1

Where a forward reach is unobstructed, the high forward reach shall be 48 inches (1220 mm) maximum and the low forward reach shall be 15 inches (380 mm) minimum above the finish floor or ground.

Women's Restroom

Finding: 7

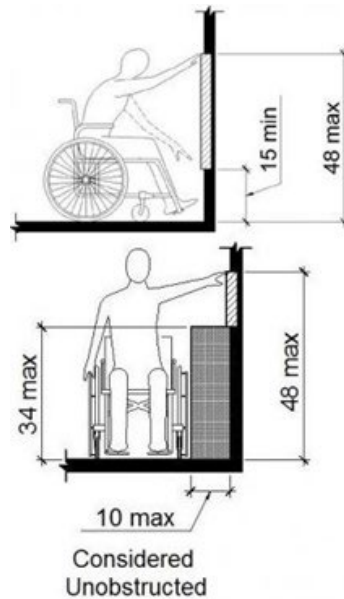
Budget Estimate: \$1,950.00

Recommendation:

Lower receptacle/switch for all operable components to be 48" max AFF.

Barrier Priority:

3 (Moderate): Should be completed as soon as possible, but there may be other items that will provide greater access to persons with disabilities. (Includes findings that have a high financial impact on the entity in relationship to the degree of access provided).



As Built: The receptacle/switch is not positioned correctly for either a side or front approach.

Where a clear floor or ground space allows a parallel or front approach to a switch or receptacle and the side reach is unobstructed, the high side reach shall be 48 inches maximum above the finish floor or ground and the low side reach shall be 15 inches minimum above the finish floor or ground.

Citation: 2010 ADAS Section 308.2.1

Where a forward reach is unobstructed, the high forward reach shall be 48 inches (1220 mm) maximum and the low forward reach shall be 15 inches (380 mm) minimum above the finish floor or ground.

Storage

Finding: 8

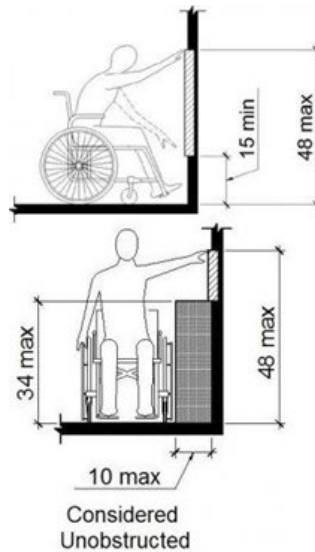

Budget Estimate: \$1,950.00

Recommendation:

Lower receptacle/switch for all operable components to be 48" max AFF.

Barrier Priority:

3 (Moderate): Should be completed as soon as possible, but there may be other items that will provide greater access to persons with disabilities. (Includes findings that have a high financial impact on the entity in relationship to the degree of access provided).



As Built: The receptacle/switch is not positioned correctly for either a side or front approach.

Where a clear floor or ground space allows a parallel or front approach to a switch or receptacle and the side reach is unobstructed, the high side reach shall be 48 inches maximum above the finish floor or ground and the low side reach shall be 15 inches minimum above the finish floor or ground.

Citation: 2010 ADAS Section 308.2.1

Where a forward reach is unobstructed, the high forward reach shall be 48 inches (1220 mm) maximum and the low forward reach shall be 15 inches (380 mm) minimum above the finish floor or ground.

Storage

Finding: 9

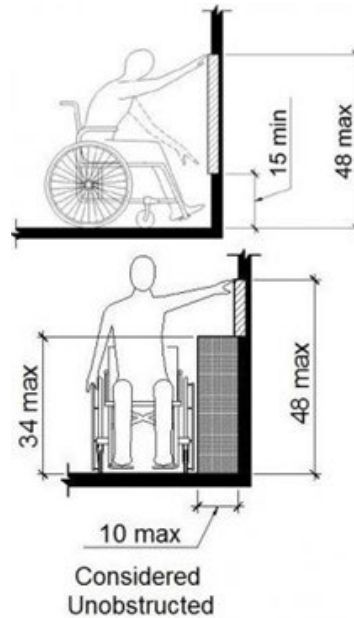
Budget Estimate: \$1,950.00

Recommendation:

Lower receptacle/switch for all operable components to be 48" max AFF.

Barrier Priority:

3 (Moderate): Should be completed as soon as possible, but there may be other items that will provide greater access to persons with disabilities. (Includes findings that have a high financial impact on the entity in relationship to the degree of access provided).



As Built: The receptacle/switch is not positioned correctly for either a side or front approach.

Where a clear floor or ground space allows a parallel or front approach to a switch or receptacle and the side reach is unobstructed, the high side reach shall be 48 inches maximum above the finish floor or ground and the low side reach shall be 15 inches minimum above the finish floor or ground.

Citation: 2010 ADAS Section 308.2.1

Where a forward reach is unobstructed, the high forward reach shall be 48 inches (1220 mm) maximum and the low forward reach shall be 15 inches (380 mm) minimum above the finish floor or ground.

Supply Room

Finding: 10

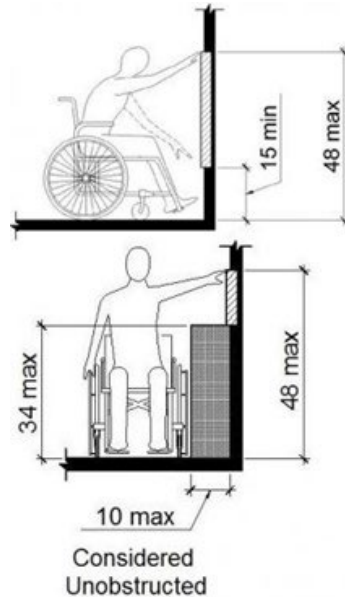

Budget Estimate: \$1,950.00

Recommendation:

Lower receptacle/switch for all operable components to be 48" max AFF.

Barrier Priority:

3 (Moderate): Should be completed as soon as possible, but there may be other items that will provide greater access to persons with disabilities. (Includes findings that have a high financial impact on the entity in relationship to the degree of access provided).



As Built: The receptacle/switch is not positioned correctly for either a side or front approach.

Where a clear floor or ground space allows a parallel or front approach to a switch or receptacle and the side reach is unobstructed, the high side reach shall be 48 inches maximum above the finish floor or ground and the low side reach shall be 15 inches minimum above the finish floor or ground.

Citation: 2010 ADAS Section 308.2.1

Where a forward reach is unobstructed, the high forward reach shall be 48 inches (1220 mm) maximum and the low forward reach shall be 15 inches (380 mm) minimum above the finish floor or ground.

Supply Room

Finding: 11

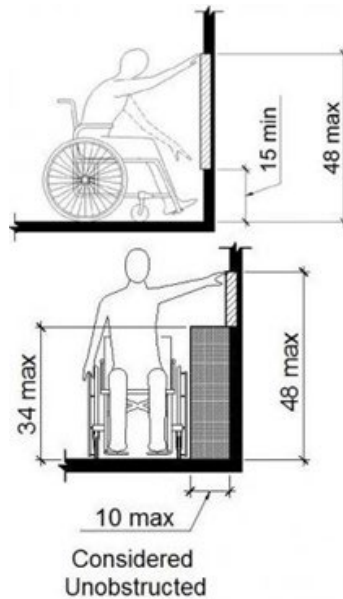
Budget Estimate: \$1,950.00

Recommendation:

Lower receptacle/switch for all operable components to be 48" max AFF.

Barrier Priority:

3 (Moderate): Should be completed as soon as possible, but there may be other items that will provide greater access to persons with disabilities. (Includes findings that have a high financial impact on the entity in relationship to the degree of access provided).



As Built: The receptacle/switch is not positioned correctly for either a side or front approach.

Where a clear floor or ground space allows a parallel or front approach to a switch or receptacle and the side reach is unobstructed, the high side reach shall be 48 inches maximum above the finish floor or ground and the low side reach shall be 15 inches minimum above the finish floor or ground.

Citation: 2010 ADAS Section 308.2.1

Where a forward reach is unobstructed, the high forward reach shall be 48 inches (1220 mm) maximum and the low forward reach shall be 15 inches (380 mm) minimum above the finish floor or ground.

Sign Room

Finding: 12

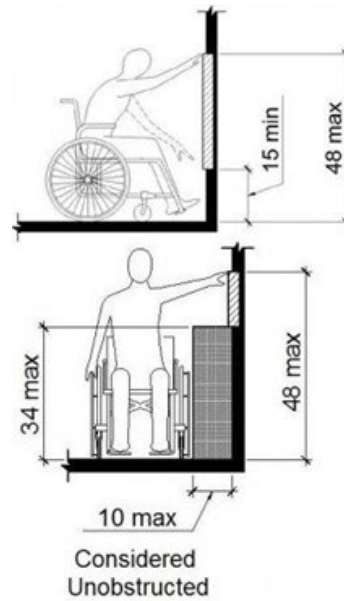
Budget Estimate: \$1,950.00

Recommendation:

Lower receptacle/switch for all operable components to be 48" max AFF.

Barrier Priority:

3 (Moderate): Should be completed as soon as possible, but there may be other items that will provide greater access to persons with disabilities. (Includes findings that have a high financial impact on the entity in relationship to the degree of access provided).



As Built: The receptacle/switch is not positioned correctly for either a side or front approach.

Where a clear floor or ground space allows a parallel or front approach to a switch or receptacle and the side reach is unobstructed, the high side reach shall be 48 inches maximum above the finish floor or ground and the low side reach shall be 15 inches minimum above the finish floor or ground.

Citation: 2010 ADAS Section 308.2.1

Where a forward reach is unobstructed, the high forward reach shall be 48 inches (1220 mm) maximum and the low forward reach shall be 15 inches (380 mm) minimum above the finish floor or ground.

Supply Room 2

Finding: 13

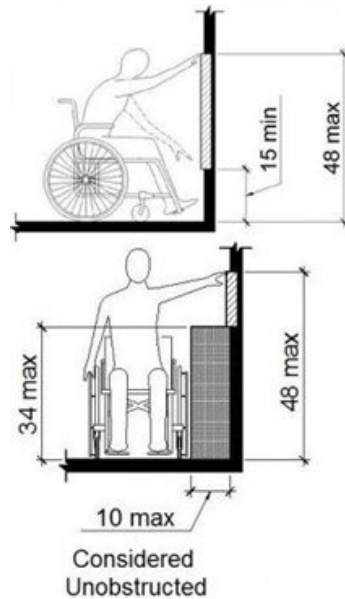

Budget Estimate: \$1,950.00

Recommendation:

Lower receptacle/switch for all operable components to be 48" max AFF.

Barrier Priority:

3 (Moderate): Should be completed as soon as possible, but there may be other items that will provide greater access to persons with disabilities. (Includes findings that have a high financial impact on the entity in relationship to the degree of access provided).



As Built: The receptacle/switch is not positioned correctly for either a side or front approach.

Where a clear floor or ground space allows a parallel or front approach to a switch or receptacle and the side reach is unobstructed, the high side reach shall be 48 inches maximum above the finish floor or ground and the low side reach shall be 15 inches minimum above the finish floor or ground.

Citation: 2010 ADAS Section 308.2.1

Where a forward reach is unobstructed, the high forward reach shall be 48 inches (1220 mm) maximum and the low forward reach shall be 15 inches (380 mm) minimum above the finish floor or ground.

Supply Room 2

Finding: 14

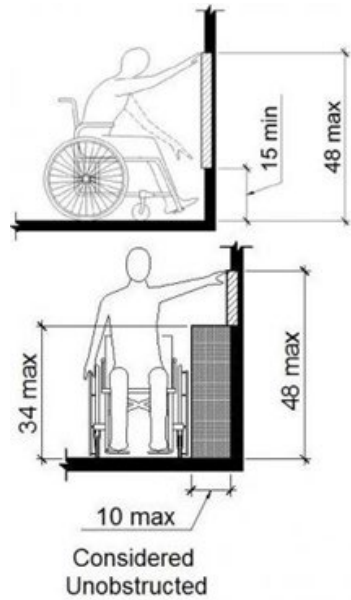
Budget Estimate: \$1,950.00

Recommendation:

Lower receptacle/switch for all operable components to be 48" max AFF.

Barrier Priority:

3 (Moderate): Should be completed as soon as possible, but there may be other items that will provide greater access to persons with disabilities. (Includes findings that have a high financial impact on the entity in relationship to the degree of access provided).



As Built: The receptacle/switch is not positioned correctly for either a side or front approach.

Where a clear floor or ground space allows a parallel or front approach to a switch or receptacle and the side reach is unobstructed, the high side reach shall be 48 inches maximum above the finish floor or ground and the low side reach shall be 15 inches minimum above the finish floor or ground.

Citation: 2010 ADAS Section 308.2.1

Where a forward reach is unobstructed, the high forward reach shall be 48 inches (1220 mm) maximum and the low forward reach shall be 15 inches (380 mm) minimum above the finish floor or ground.

Garage

Finding: 15

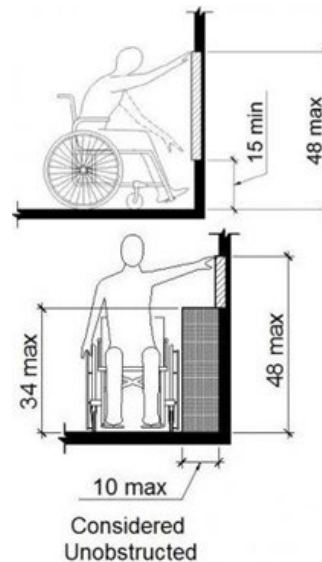
Budget Estimate: \$1,950.00

Recommendation:

Lower receptacle/switch for all operable components to be 48" max AFF.

Barrier Priority:

3 (Moderate): Should be completed as soon as possible, but there may be other items that will provide greater access to persons with disabilities. (Includes findings that have a high financial impact on the entity in relationship to the degree of access provided).



As Built: The receptacle/switch is not positioned correctly for either a side or front approach.

Where a clear floor or ground space allows a parallel or front approach to a switch or receptacle and the side reach is unobstructed, the high side reach shall be 48 inches maximum above the finish floor or ground and the low side reach shall be 15 inches minimum above the finish floor or ground.

Citation: 2010 ADAS Section 308.2.1

Where a forward reach is unobstructed, the high forward reach shall be 48 inches (1220 mm) maximum and the low forward reach shall be 15 inches (380 mm) minimum above the finish floor or ground.

Garage

Finding: 16

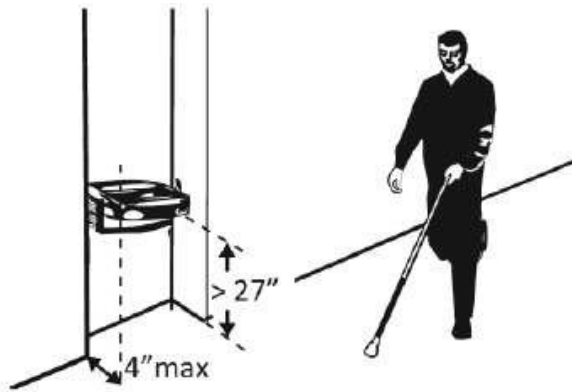
Budget Estimate: \$20,725.00

Recommendation:

Provide Alcove for drinking fountain for pedestrian protection.

Barrier Priority:

3 (Moderate): Should be completed as soon as possible, but there may be other items that will provide greater access to persons with disabilities. (Includes findings that have a high financial impact on the entity in relationship to the degree of access provided).



As Built: Fountain protrudes more than 4" into walk space.

Objects may protrude no more than 4 inches into walks, halls, corridors, passageways, or aisles when located between 27 and 80 inches above the floor. All drinking fountains shall be located completely within alcoves, positioned completely between wing walls, or otherwise positioned so as not to encroach into pedestrian ways. The alcove must not be less than 32 inches in width and 18 inches in depth. Wing walls must project out from the supporting wall at least as far as the drinking fountain.

Citation: 2010 ADAS Section 307.2

Objects with leading edges more than 27 inches (685 mm) and not more than 80 inches (2030 mm) above the finish floor or ground shall protrude 4 inches (100 mm) maximum horizontally into the circulation path.

Garage

Finding: 17

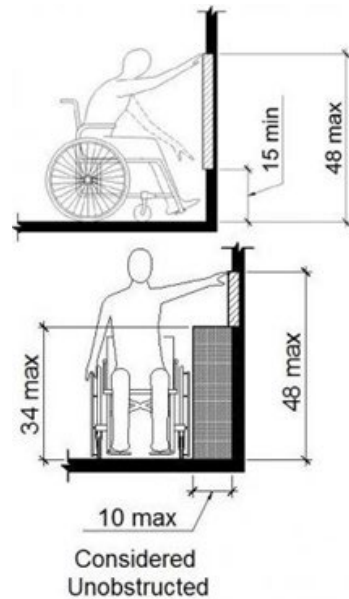
Budget Estimate: \$1,950.00

Recommendation:

Lower receptacle/switch for all operable components to be 48" max AFF.

Barrier Priority:

3 (Moderate): Should be completed as soon as possible, but there may be other items that will provide greater access to persons with disabilities. (Includes findings that have a high financial impact on the entity in relationship to the degree of access provided).



As Built: The receptacle/switch is not positioned correctly for either a side or front approach.

Where a clear floor or ground space allows a parallel or front approach to a switch or receptacle and the side reach is unobstructed, the high side reach shall be 48 inches maximum above the finish floor or ground and the low side reach shall be 15 inches minimum above the finish floor or ground.

Citation: 2010 ADAS Section 308.2.1

Where a forward reach is unobstructed, the high forward reach shall be 48 inches (1220 mm) maximum and the low forward reach shall be 15 inches (380 mm) minimum above the finish floor or ground.

Garage

Finding: 18

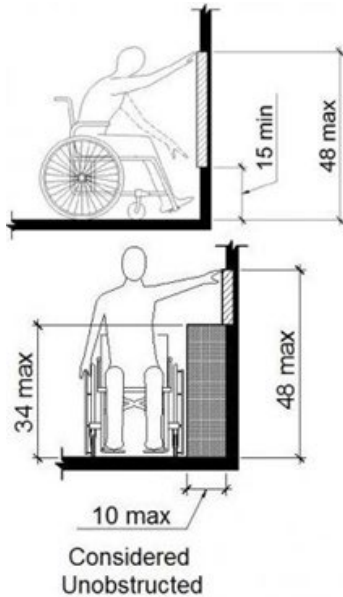
Budget Estimate: \$1,950.00

Recommendation:

Lower receptacle/switch for all operable components to be 48" max AFF.

Barrier Priority:

3 (Moderate): Should be completed as soon as possible, but there may be other items that will provide greater access to persons with disabilities. (Includes findings that have a high financial impact on the entity in relationship to the degree of access provided).



As Built: The receptacle/switch is not positioned correctly for either a side or front approach.

Where a clear floor or ground space allows a parallel or front approach to a switch or receptacle and the side reach is unobstructed, the high side reach shall be 48 inches maximum above the finish floor or ground and the low side reach shall be 15 inches minimum above the finish floor or ground.

Citation: 2010 ADAS Section 308.2.1

Where a forward reach is unobstructed, the high forward reach shall be 48 inches (1220 mm) maximum and the low forward reach shall be 15 inches (380 mm) minimum above the finish floor or ground.

General

Finding: 19

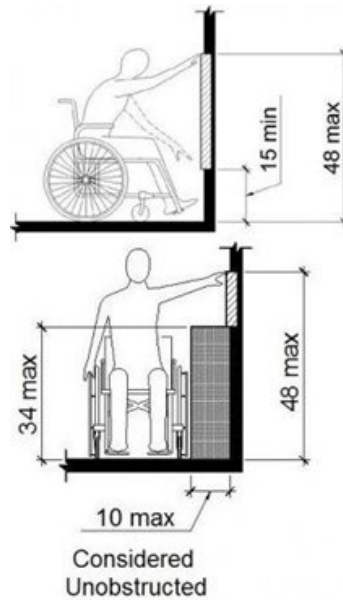
Budget Estimate: \$1,950.00

Recommendation:

Lower receptacle/switch for all operable components to be 48" max AFF.

Barrier Priority:

3 (Moderate): Should be completed as soon as possible, but there may be other items that will provide greater access to persons with disabilities. (Includes findings that have a high financial impact on the entity in relationship to the degree of access provided).



As Built: The receptacle/switch is not positioned correctly for either a side or front approach.

Where a clear floor or ground space allows a parallel or front approach to a switch or receptacle and the side reach is unobstructed, the high side reach shall be 48 inches maximum above the finish floor or ground and the low side reach shall be 15 inches minimum above the finish floor or ground.

Citation: 2010 ADAS Section 308.2.1

Where a forward reach is unobstructed, the high forward reach shall be 48 inches (1220 mm) maximum and the low forward reach shall be 15 inches (380 mm) minimum above the finish floor or ground.

General

Finding: 20

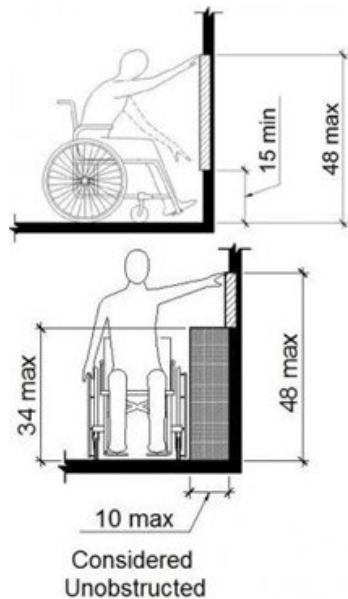

Budget Estimate: \$1,950.00

Recommendation:

Lower receptacle/switch for all operable components to be 48" max AFF.

Barrier Priority:

3 (Moderate): Should be completed as soon as possible, but there may be other items that will provide greater access to persons with disabilities. (Includes findings that have a high financial impact on the entity in relationship to the degree of access provided).



As Built: The receptacle/switch is not positioned correctly for either a side or front approach.

Where a clear floor or ground space allows a parallel or front approach to a switch or receptacle and the side reach is unobstructed, the high side reach shall be 48 inches maximum above the finish floor or ground and the low side reach shall be 15 inches minimum above the finish floor or ground.

Citation: 2010 ADAS Section 308.2.1

Where a forward reach is unobstructed, the high forward reach shall be 48 inches (1220 mm) maximum and the low forward reach shall be 15 inches (380 mm) minimum above the finish floor or ground.

Civil Findings

Parking: Lat: 36.2809520000; Long: -88.6619923000

Finding: 1

Budget Estimate: \$0.00

Recommendation:

Provide signage and striping for accessible parking and access aisle on route closest to entrance.

Barrier Priority:

1 (High): Should be completed immediately. (Includes findings that have little or no cost, were in violation of the codes at the time of construction or pose an imminent safety threat).



Total Number of Parking Spaces Provided in Parking Facility	Minimum Number of Required Accessible Parking Spaces
1 to 25	1
26 to 50	2
51 to 75	3
76 to 100	4
101 to 150	5
151 to 200	6
201 to 300	7
301 to 400	8
401 to 500	9
501 to 1000	2 percent of total
1001 and over	20, plus 1 for each 100, or fraction thereof, over 1000

As Built: There are 10 paved spaces with no marked handicap parking or access aisle. There is space for each and an entrance on grade with parking. Remainder of parking is gravel and other entrances are non-accessible. Each lot where parking is provided for the public as clients, guests or employees, shall provide accessible parking and shall be located on the shortest accessible route of travel from adjacent parking to an accessible entrance.

Citation: 2010 ADAS Section 208.2

Parking spaces complying with 502 shall be provided in accordance with Table 208.2 except as required by 208.2.1, 208.2.2, and 208.2.3. Where more than one parking facility is provided on a site, the number of accessible spaces provided on the site shall be calculated according to the number of spaces required for each parking facility.

Parking: Lat: 36.2809520000; Long: -88.6619923000

Finding: 2

Budget Estimate: \$250.00

Recommendation:

Provide signage directing to accessible entrance or doors that are not accessible.

Barrier Priority:

4 (Low): Should be completed as soon as possible due to being a technical violation but may not result in providing greater access to persons with disabilities. (Includes findings that are technical violations but provide a moderate to low increase in accessibility compared to the financial impact on the entity).



As Built: There is no International Symbol of Accessibility at this entrance.

In existing buildings and facilities where not all entrances are accessible doors that are accessible shall be identified by the International Symbol of Accessibility. Directional signs that indicate the location of the nearest accessible entrance shall be provided at entrances that are not accessible. Directional signs including the International Symbol of Accessibility indicating the accessible route to the nearest accessible entrance shall be provided at junctions when the accessible route diverges from the regular circulation path.

Citation: 2010 ADAS Section 216.6

Where not all entrances comply with 404, entrances complying with 404 shall be identified by the International Symbol of Accessibility complying with 703.7.2.1. Directional signs complying with 703.5 that indicate the location of the nearest entrance complying with 404 shall be provided at entrances that do not comply with 404.

PROJECT & BUDGET RECOMMENDATIONS

FINDINGS & RECOMMENDATIONS – WEAKLEY COUNTY HIGHWAY DEPARTMENT

The existing Weakley County Trustee Office has significant ADA compliance deficiencies. After discussion with the City, the decision was made to provide accessible parking spaces with appropriate signage, to provide a compliant public restroom, and to lower specific light switches throughout the building. The remainder of the facility will remain as currently designed.

PRIORITY 1 (High)			
Estimated Cost	Location	Finding	Distress / Description / Recommendation
\$200.00	Total		
\$200.00	Parking	1	Provide signage and striping for accessible parking and access aisle on route closest to entrance.

PRIORITY 3 (Moderate)			
Estimated Cost	Location	Finding	Distress / Description / Recommendation
\$75,125.00	Total		
\$20,725.00	Hall	1	Provide Alcove for drinking fountain for pedestrian protection.
\$1,200.00	Men’s Restroom	2	Remount toilet paper dispenser so that it does not block the gripping surface.
\$1,275.00	Men’s Restroom	3	Install new 3' rear grab bar for 2' to be on transfer side. Replace tile where current grab bar is installed.
\$1,950.00	Breakroom 2	4	Lower receptacle/switch for all operable components to be 48" max AFF.
\$1,950.00	Breakroom 2	5	Lower receptacle/switch for all operable components to be 48" max AFF.
\$1,950.00	Hallway 2	6	Lower receptacle/switch for all operable components to be 48" max AFF.
\$1,950.00	Women’s Restroom	7	Lower receptacle/switch for all operable components to be 48" max AFF.
\$1,950.00	Storage	8	Lower receptacle/switch for all operable components to be 48" max AFF.
\$1,950.00	Storage	9	Lower receptacle/switch for all operable components to be 48" max AFF.
\$1,950.00	Supply Room	10	Lower receptacle/switch for all operable components to be 48" max AFF.

PRIORITY 3 (Moderate)			
\$1,950.00	Supply Room	11	Lower receptacle/switch for all operable components to be 48" max AFF.
\$1,950.00	Supply Room	12	Lower receptacle/switch for all operable components to be 48" max AFF.
\$1,950.00	Supply Room 2	13	Lower receptacle/switch for all operable components to be 48" max AFF.
\$1,950.00	Supply Room 2	14	Lower receptacle/switch for all operable components to be 48" max AFF.
\$1,950.00	Garage	15	Lower receptacle/switch for all operable components to be 48" max AFF.
\$20,725.00	Garage	16	Provide Alcove for drinking fountain for pedestrian protection.
\$1,950.00	Garage	17	Lower receptacle/switch for all operable components to be 48" max AFF.
\$1,950.00	Garage	18	Lower receptacle/switch for all operable components to be 48" max AFF.
\$1,950.00	Garage	19	Lower receptacle/switch for all operable components to be 48" max AFF.
\$1,950.00	Garage	20	Lower receptacle/switch for all operable components to be 48" max AFF.

PRIORITY 4 (Low)			
Estimated Cost	Location	Finding	Distress / Description / Recommendation
\$250.00	Total		
\$250.00	Parking	2	Provide signage directing to accessible entrance or doors that are not accessible.

Weakley County Justice Center

7951 TN-22, Dresden, TN 38225



Architectural Findings

Courtroom

Finding: 1

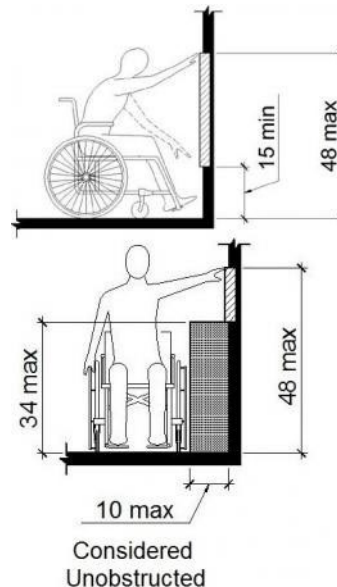
Budget Estimate: \$1,950.00

Recommendation:

Lower thermostat for all operable components to be 48" max AFF.

Barrier Priority:

3 (Moderate): Should be completed as soon as possible, but there may be other items that will provide greater access to persons with disabilities. (Includes findings that have a high financial impact on the entity in relationship to the degree of access provided).



As Built: The thermostat is not positioned correctly for either a side or front approach.

Where a clear floor or ground space allows a parallel or front approach and the side reach is unobstructed, the high side reach shall be 48 inches maximum above the finish floor or ground and the low side reach shall be 15 inches minimum above the finish floor or ground.

Citation: 2010 ADAS Section 308.2.1

Where a forward reach is unobstructed, the high forward reach shall be 48 inches (1220 mm) maximum and the low forward reach shall be 15 inches (380 mm) minimum above the finish floor or ground.

2010 ADAS Section 308.3.1

Where a clear floor or ground space allows a parallel approach to an element and the side reach is unobstructed, the high side reach shall be 48 inches (1220 mm) maximum and the low side reach shall be 15 inches (380 mm) minimum above the finish floor or ground.

Courtroom

Finding: 2

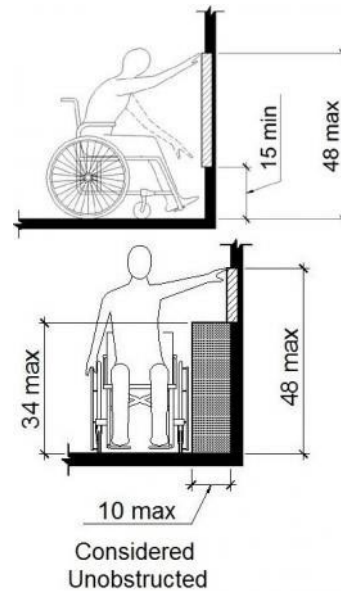
Budget Estimate: \$1,200.00

Recommendation:

Lower hand sanitizer for all operable components to be 48" max AFF.

Barrier Priority:

3 (Moderate): Should be completed as soon as possible, but there may be other items that will provide greater access to persons with disabilities. (Includes findings that have a high financial impact on the entity in relationship to the degree of access provided).



As Built: The hand sanitizer is not positioned correctly for either a side or front approach.

Where a clear floor or ground space allows a parallel or front approach and the side reach is unobstructed, the high side reach shall be 48 inches maximum above the finish floor or ground and the low side reach shall be 15 inches minimum above the finish floor or ground.

Citation: 2010 ADAS Section 308.2.1

Where a forward reach is unobstructed, the high forward reach shall be 48 inches (1220 mm) maximum and the low forward reach shall be 15 inches (380 mm) minimum above the finish floor or ground.

2010 ADAS Section 308.3.1

Where a clear floor or ground space allows a parallel approach to an element and the side reach is unobstructed, the high side reach shall be 48 inches (1220 mm) maximum and the low side reach shall be 15 inches (380 mm) minimum above the finish floor or ground.

Courtroom

Finding: 3

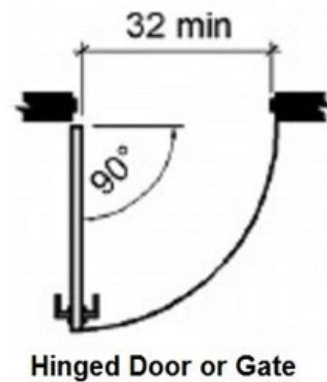
Budget Estimate: \$11,250.00

Recommendation:

Relocate bench to have 48" clear on the push side of the door.

Barrier Priority:

3 (Moderate): Should be completed as soon as possible, but there may be other items that will provide greater access to persons with disabilities. (Includes findings that have a high financial impact on the entity in relationship to the degree of access provided).



As Built: The door opening has furniture encroaching into wheelchair clear floor space.

Citation: 2010 ADAS Section 404.2.4

Maneuvering clearances shall extend the full width of the doorway and the required latch side or hinge side clearance. EXCEPTION: Entry doors to hospital patient rooms shall not be required to provide the clearance beyond the latch side of the door.

General

Finding: 4

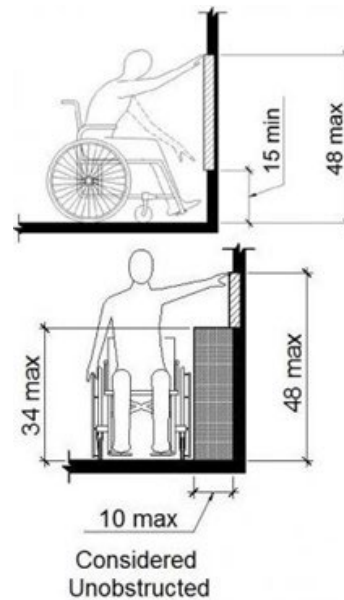
Budget Estimate: \$1,950.00

Recommendation:

Lower receptacle/switch for all operable components to be 48" max AFF.

Barrier Priority:

3 (Moderate): Should be completed as soon as possible, but there may be other items that will provide greater access to persons with disabilities. (Includes findings that have a high financial impact on the entity in relationship to the degree of access provided).



As Built: The receptacle/switch is not positioned correctly for either a side or front approach.

Where a clear floor or ground space allows a parallel or front approach to a switch or receptacle and the side reach is unobstructed, the high side reach shall be 48 inches maximum above the finish floor or ground and the low side reach shall be 15 inches minimum above the finish floor or ground.

Citation: 2010 ADAS Section 308.2.1

Where a forward reach is unobstructed, the high forward reach shall be 48 inches (1220 mm) maximum and the low forward reach shall be 15 inches (380 mm) minimum above the finish floor or ground.

General

Finding: 5

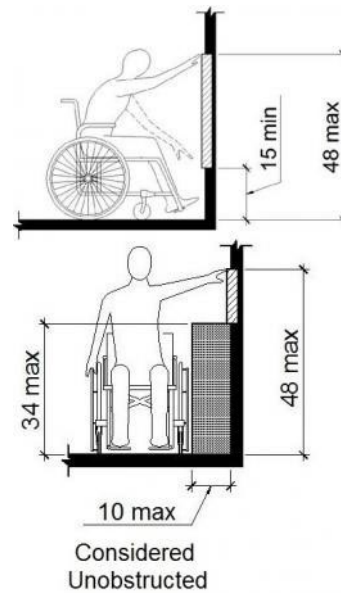
Budget Estimate: \$1,950.00

Recommendation:

Lower thermostat for all operable components to be 48" max AFF.

Barrier Priority:

3 (Moderate): Should be completed as soon as possible, but there may be other items that will provide greater access to persons with disabilities. (Includes findings that have a high financial impact on the entity in relationship to the degree of access provided).



As Built: The thermostat is not positioned correctly for either a side or front approach.

Where a clear floor or ground space allows a parallel or front approach and the side reach is unobstructed, the high side reach shall be 48 inches maximum above the finish floor or ground and the low side reach shall be 15 inches minimum above the finish floor or ground.

Citation: 2010 ADAS Section 308.2.1

Where a forward reach is unobstructed, the high forward reach shall be 48 inches (1220 mm) maximum and the low forward reach shall be 15 inches (380 mm) minimum above the finish floor or ground.

2010 ADAS Section 308.3.1

Where a clear floor or ground space allows a parallel approach to an element and the side reach is unobstructed, the high side reach shall be 48 inches (1220 mm) maximum and the low side reach shall be 15 inches (380 mm) minimum above the finish floor or ground.

Lobby

Finding: 6

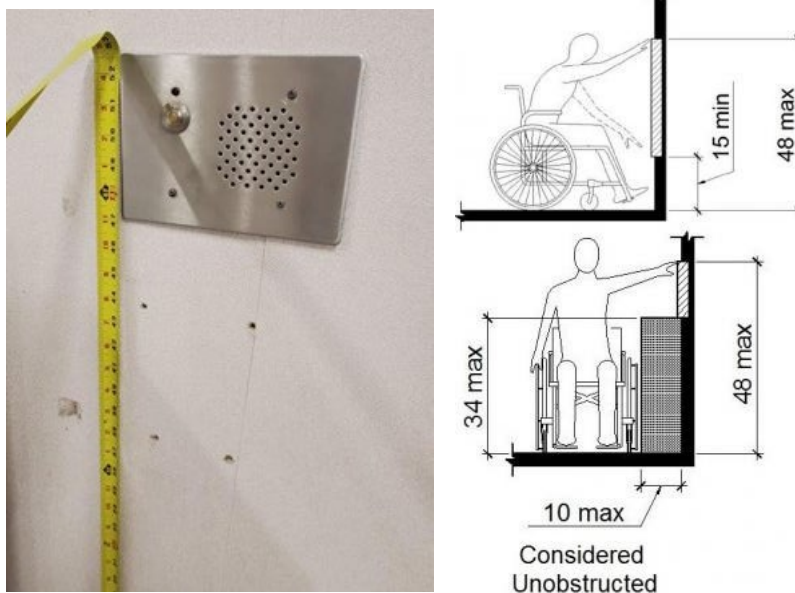
Budget Estimate: \$1,950.00

Recommendation:

Lower Receptionist call button for all operable components to be 48" max AFF.

Barrier Priority:

3 (Moderate): Should be completed as soon as possible, but there may be other items that will provide greater access to persons with disabilities. (Includes findings that have a high financial impact on the entity in relationship to the degree of access provided).



As Built: The Receptionist call button is not positioned correctly for either a side or front approach.

Where a clear floor or ground space allows a parallel or front approach and the side reach is unobstructed, the high side reach shall be 48 inches maximum above the finish floor or ground and the low side reach shall be 15 inches minimum above the finish floor or ground.

Citation: 2010 ADAS Section 308.2.1

Where a forward reach is unobstructed, the high forward reach shall be 48 inches (1220 mm) maximum and the low forward reach shall be 15 inches (380 mm) minimum above the finish floor or ground.

2010 ADAS Section 308.3.1

Where a clear floor or ground space allows a parallel approach to an element and the side reach is unobstructed, the high side reach shall be 48 inches (1220 mm) maximum and the low side reach shall be 15 inches (380 mm) minimum above the finish floor or ground.

Lobby

Finding: 7

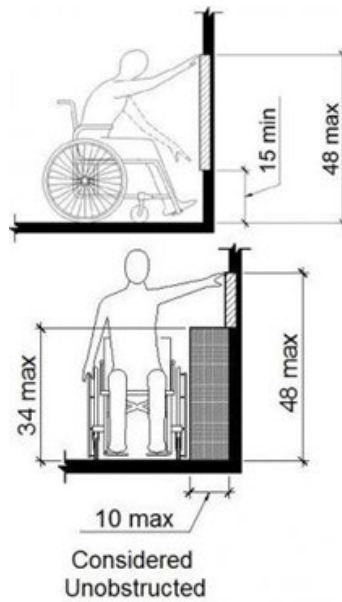
Budget Estimate: \$1,950.00

Recommendation:

Lower telephone for all operable components to be 48" max AFF.

Barrier Priority:

3 (Moderate): Should be completed as soon as possible, but there may be other items that will provide greater access to persons with disabilities. (Includes findings that have a high financial impact on the entity in relationship to the degree of access provided).



As Built: The telephone is not positioned correctly for either a side or front approach.

Where a clear floor or ground space allows a parallel or front approach and the side reach is unobstructed, the high side reach shall be 48 inches maximum above the finish floor or ground and the low side reach shall be 15 inches minimum above the finish floor or ground.

Citation: 2010 ADAS Section 308.2.1

Where a forward reach is unobstructed, the high forward reach shall be 48 inches (1220 mm) maximum and the low forward reach shall be 15 inches (380 mm) minimum above the finish floor or ground.

2010 ADAS Section 308.3.1

Where a clear floor or ground space allows a parallel approach to an element and the side reach is unobstructed, the high side reach shall be 48 inches (1220 mm) maximum and the low side reach shall be 15 inches (380 mm) minimum above the finish floor or ground.

Lobby

Finding: 8

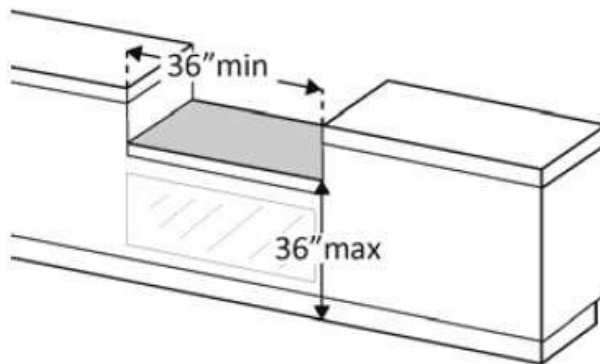

Budget Estimate: \$18,187.50

Recommendation:

Cut out 3' (width) section and replace with new counter at 36" AFF with minimum 17" countertop overhang depth.

Barrier Priority:

1 (High): Should be completed immediately. (Includes findings that have little or no cost, were in violation of the codes at the time of construction or pose an imminent safety threat).



As Built: The transaction counter is too high.

A portion of the counter surface that is 36 inches long minimum and 36 inches high maximum above the finish floor shall be provided. Knee and toe space must be provided for a forward approach. A 30 inch by 48 inch clear floor space on an accessible route must be provided for either a forward or parallel approach.

Citation: 2010 ADAS Section 904.4.2

A portion of the counter surface that is 30 inches (760 mm) long minimum and 36 inches (915 mm) high maximum shall be provided. Knee and toe space complying with 306 shall be provided under the counter. A clear floor or ground space complying with 305 shall be positioned for a forward approach to the counter.

2010 ADAS Section 904.4.1

A portion of the counter surface that is 36 inches (915 mm) long minimum and 36 inches (915 mm) high maximum above the finish floor shall be provided. A clear floor or ground space complying with 305 shall be positioned for a parallel approach adjacent to the 36 inch (915 mm) minimum length of counter.

Lobby

Finding: 9

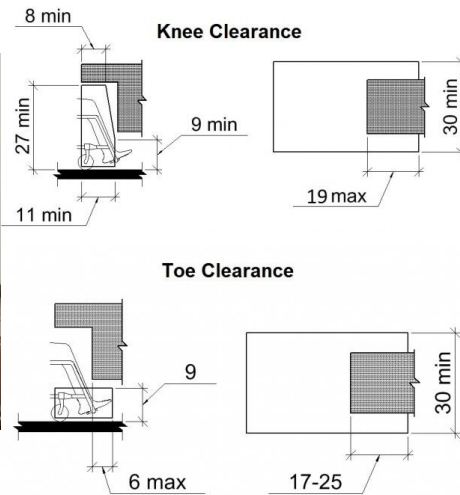
Budget Estimate: \$18,187.50

Recommendation:

Modify or rebuild a 3' section to provide knee clearance.

Barrier Priority:

3 (Moderate): Should be completed as soon as possible, but there may be other items that will provide greater access to persons with disabilities. (Includes findings that have a high financial impact on the entity in relationship to the degree of access provided).



As Built: Compliant knee and/or toe space is not provided.

Space under an element between the finish floor or ground and 9 inches above the finish floor or ground shall be considered toe clearance. Toe clearance shall extend 25 inches maximum and 17 inches minimum under an element. Space extending greater than 6 inches beyond the available knee clearance at 9 inches above the finish floor or ground shall not be considered toe clearance. Toe clearance shall be 30 inches wide minimum.

Space under an element between 9 inches and 27 inches above the finish floor or ground shall be considered knee clearance. Knee clearance shall extend 25 inches maximum under an element at 9 inches above the finish floor or ground. Knee clearance shall be 11 inches deep minimum at 9 inches above the finish floor or ground, and 8 inches deep minimum at 27 inches above the finish floor or ground. Knee clearance shall be 30 inches wide minimum.

Citation: 2010 ADAS Section 306.1

Where space beneath an element is included as part of clear floor or ground space or turning space, the space shall comply with 306. Additional space shall not be prohibited beneath an element but shall not be considered as part of the clear floor or ground space or turning space.

Vestibule

Finding: 10

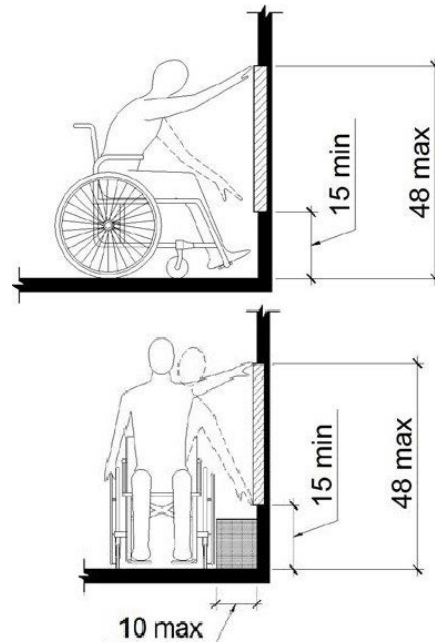
Budget Estimate: \$1,950.00

Recommendation:

Lower Fire Alarm Annunciator for top of buttons to be 48" AFF.

Barrier Priority:

3 (Moderate): Should be completed as soon as possible, but there may be other items that will provide greater access to persons with disabilities. (Includes findings that have a high financial impact on the entity in relationship to the degree of access provided).



As Built: The Fire Alarm Annunciator is positioned too high for either a side or front approach.

Where a clear floor or ground space allows a parallel approach to an element and the side reach is unobstructed, the high side reach shall be 48 inches maximum, and the low side reach shall be 15 inches minimum above the finish floor or ground.

Where a forward reach is unobstructed, the high forward reach shall be 48 inches maximum, and the low forward reach shall be 15 inches minimum above the finish floor or ground.

Citation: 2010 ADAS Section 308.1
Reach ranges shall comply with 308.

Men's 152

Finding: 11

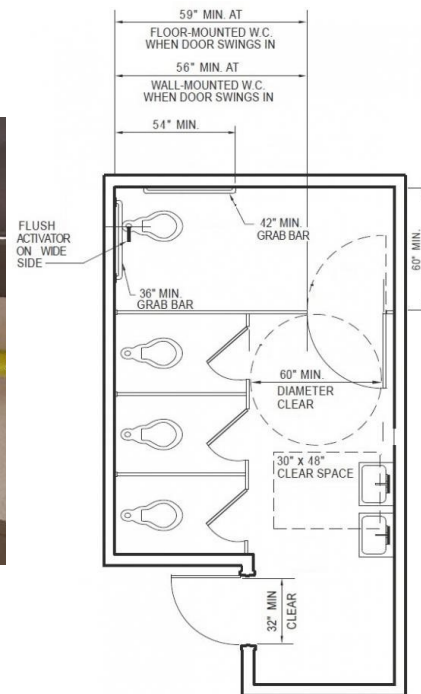
Budget Estimate: \$0.00

Recommendation:

This room is too small to be compliant. Remove ADA sign.

Barrier Priority:

3 (Moderate): Should be completed as soon as possible, but there may be other items that will provide greater access to persons with disabilities. (Includes findings that have a high financial impact on the entity in relationship to the degree of access provided)



As Built: The restrooms are not nearly compliant. The entry door encroaches into the required clear floor space for fixtures 180 degrees. Rear Grab bar incorrect size to be 36". Lavatory not ADA compliant, wall mount lavs. Toilet Flush handle on wrong side

Citation: 2010 ADAS Section 213.2

Where toilet rooms are provided, each toilet room shall comply with 603. Where bathing rooms are provided, each bathing room shall comply with 603.

Women's 153

Finding: 12

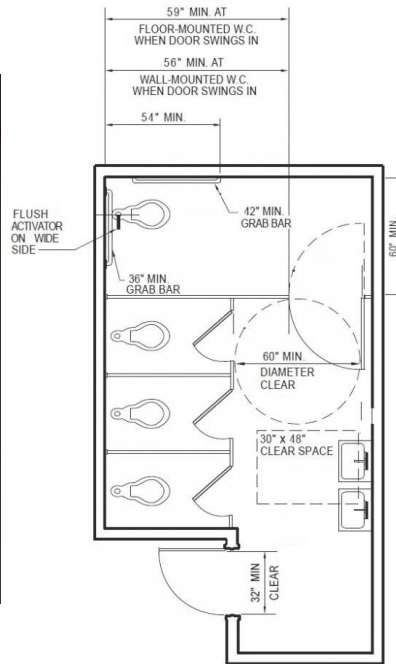
Budget Estimate: \$450.00

Recommendation:

This room is too small to be compliant. Remove ADA sign.

Barrier Priority:

3 (Moderate): Should be completed as soon as possible, but there may be other items that will provide greater access to persons with disabilities. (Includes findings that have a high financial impact on the entity in relationship to the degree of access provided).



As Built: The restrooms are not nearly compliant. The entry door encroaches into the required clear floor space for fixtures if open at 180 degrees, at 90 degrees it is okay. Rear grab bar not long enough, too small. Mirror exceeds 40" to reflecting surface.

Citation: 2010 ADAS Section 213.2

Where toilet rooms are provided, each toilet room shall comply with 603. Where bathing rooms are provided, each bathing room shall comply with 603.

Cell B167

Finding: 13

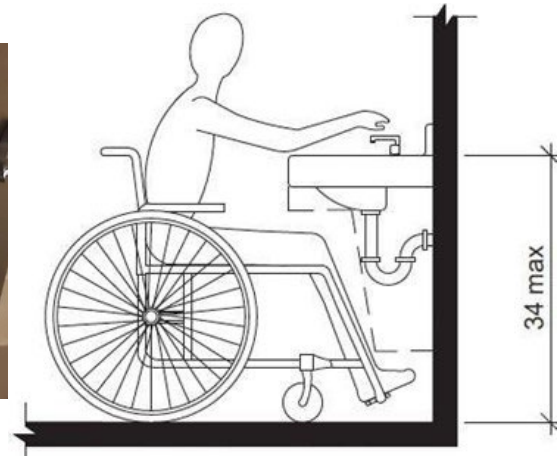

Budget Estimate: \$3,300.00

Recommendation:

Lower the lavatory for rim height to be 34".

Barrier Priority:

3 (Moderate): Should be completed as soon as possible, but there may be other items that will provide greater access to persons with disabilities. (Includes findings that have a high financial impact on the entity in relationship to the degree of access provided).



As Built: The top rim of the lavatory is too high.

All lavatories that are designated to be accessible shall be a minimum 17 inches in horizontal depth and mounted with the rim or counter edge no higher than 34 inches above the finished floor.

Citation: 2010 ADAS Section 606.3

Lavatories and sinks shall be installed with the front of the higher of the rim or counter surface 34 inches (865 mm) maximum above the finish floor or ground.

Cell B167

Finding: 14

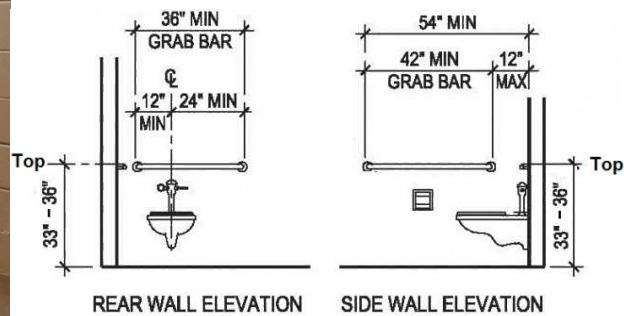
Budget Estimate: \$1,275.00

Recommendation:

Install a new set of grab bars.

Barrier Priority:

3 (Moderate): Should be completed as soon as possible, but there may be other items that will provide greater access to persons with disabilities. (Includes findings that have a high financial impact on the entity in relationship to the degree of access provided).



As Built: Accessible toilets must have grab bars installed.

The side grab bar must extend at least 54 inches minimum beyond the rear wall and start a maximum of 12 inches from the rear wall.

The rear grab bar must be a minimum of 36 inches long and extend from the centerline of the toilet 12 inches minimum on one side and 24 inches minimum on the other side.

Grab bars shall be installed in a horizontal position, 33 inches minimum and 36 inches maximum above the finish floor measured to the top of the gripping surface.

Citation: 2010 ADAS Section 604.5

Grab bars for water closets shall comply with 609. Grab bars shall be provided on the side wall closest to the water closet and on the rear wall.

Cell B167

Finding: 15

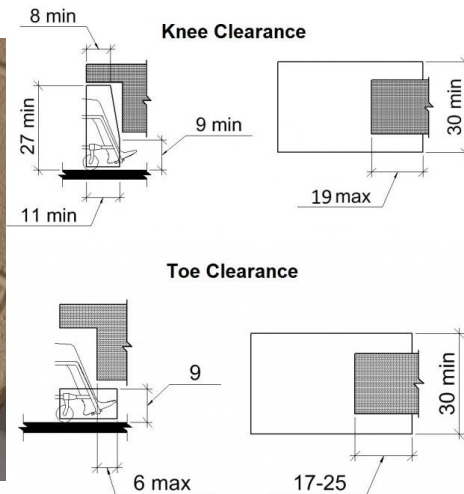
Budget Estimate: \$5,100.00

Recommendation:

Modify or rebuild a 3' section to provide knee clearance.

Barrier Priority:

2 (Important): Should be completed as soon as possible. (Includes findings that would remove barriers to the greatest number of people to your goods and services).



As Built: Compliant knee and/or toe space is not provided.

Space under an element between the finish floor or ground and 9 inches above the finish floor or ground shall be considered toe clearance. Toe clearance shall extend 25 inches maximum and 17 inches minimum under an element. Space extending greater than 6 inches beyond the available knee clearance at 9 inches above the finish floor or ground shall not be considered toe clearance. Toe clearance shall be 30 inches wide minimum.

Space under an element between 9 inches and 27 inches above the finish floor or ground shall be considered knee clearance. Knee clearance shall extend 25 inches maximum under an element at 9 inches above the finish floor or ground. Knee clearance shall be 11 inches deep minimum at 9 inches above the finish floor or ground, and 8 inches deep minimum at 27 inches above the finish floor or ground. Knee clearance shall be 30 inches wide minimum.

Citation: 2010 ADAS Section 306.1

Where space beneath an element is included as part of clear floor or ground space or turning space, the space shall comply with 306. Additional space shall not be prohibited beneath an element but shall not be considered as part of the clear floor or ground space or turning space.

Cell B167

Finding: 16

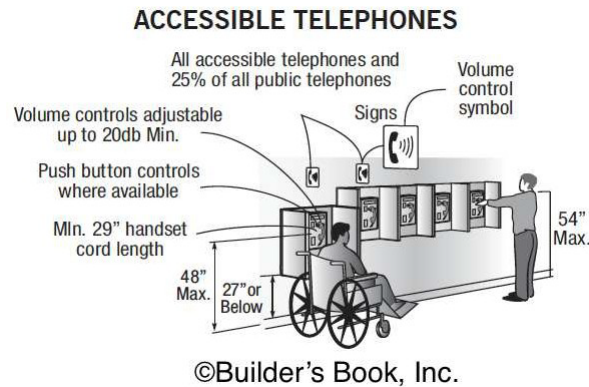
Budget Estimate: \$1,950.00

Recommendation:

Lower telephone for all operable components to be 48" max AFF.

Barrier Priority:

3 (Moderate): Should be completed as soon as possible, but there may be other items that will provide greater access to persons with disabilities. (Includes findings that have a high financial impact on the entity in relationship to the degree of access provided).



As Built: The telephone is not accessible.

Where coin-operated public pay telephones, coinless public pay telephones, public Closed-Circuit Telephones, public courtesy phones, or other types of public telephones are provided, public telephones shall be wheelchair accessible, have volume controls, TTY and meet the bank requirements if applicable for each type of public telephone provided. For purposes of this section, a bank of telephones shall be considered to be two or more adjacent telephones.

Citation: 2010 ADAS Section 217.1

Where coin-operated public pay telephones, coinless public pay telephones, public closed-circuit telephones, public courtesy phones, or other types of public telephones are provided, public telephones shall be provided in accordance with 217 for each type of public telephone provided. For purposes of this section, a bank of telephones shall be considered to be two or more adjacent telephones.

Cell B147

Finding: 17

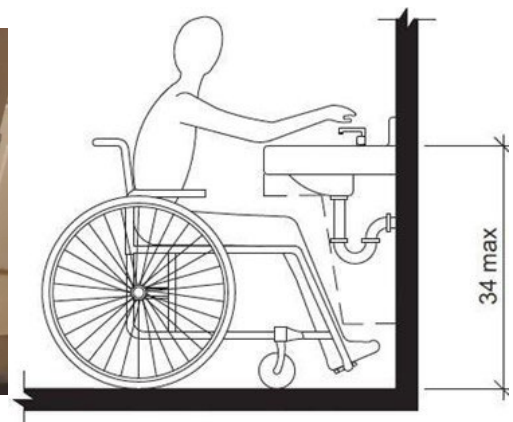

Budget Estimate: \$3,300.00

Recommendation:

Lower the lavatory for rim height to be 34".

Barrier Priority:

3 (Moderate): Should be completed as soon as possible, but there may be other items that will provide greater access to persons with disabilities. (Includes findings that have a high financial impact on the entity in relationship to the degree of access provided).



As Built: The top rim of the lavatory is too high.

All lavatories that are designated to be accessible shall be a minimum 17 inches in horizontal depth and mounted with the rim or counter edge no higher than 34 inches above the finished floor.

Citation: 2010 ADAS Section 606.3

Lavatories and sinks shall be installed with the front of the higher of the rim or counter surface 34 inches (865 mm) maximum above the finish floor or ground.

Cell B147

Finding: 18

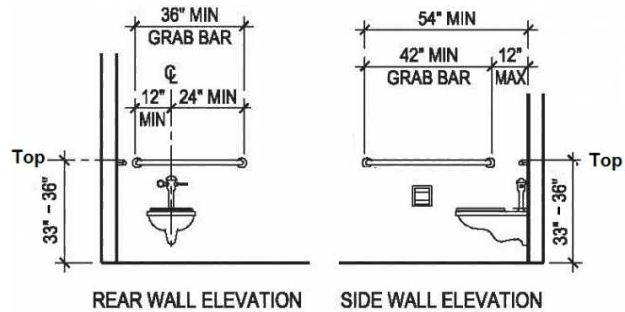

Budget Estimate: \$1,275.00

Recommendation:

Install new set of grab bars.

Barrier Priority:

3 (Moderate): Should be completed as soon as possible, but there may be other items that will provide greater access to persons with disabilities. (Includes findings that have a high financial impact on the entity in relationship to the degree of access provided).



As Built: Accessible toilets must have grab bars installed.

The side grab bar must extend at least 54 inches minimum beyond the rear wall and start a maximum of 12 inches from the rear wall.

The rear grab bar must be a minimum of 36 inches long and extend from the centerline of the toilet 12 inches minimum on one side and 24 inches minimum on the other side.

Grab bars shall be installed in a horizontal position, 33 inches minimum and 36 inches maximum above the finish floor measured to the top of the gripping surface.

Citation: 2010 ADAS Section 604.5

Grab bars for water closets shall comply with 609. Grab bars shall be provided on the side wall closest to the water closet and on the rear wall.

Cell B147

Finding: 19

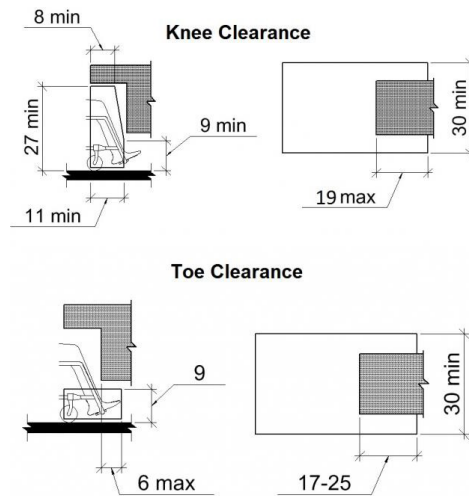
Budget Estimate: \$5,100.00

Recommendation:

Modify or rebuild a 3' section to provide knee clearance.

Barrier Priority:

2 (Important): Should be completed as soon as possible. (Includes findings that would remove barriers to the greatest number of people to your goods and services).



As Built: There are no accessible dining surfaces.

Dining surfaces shall be dispersed throughout the space or facility in each functional area containing dining surfaces. Where dining surfaces are provided for the consumption of food or drink, at least 5 percent of the seating spaces and standing spaces at the dining surfaces shall provide a clear floor space positioned for a forward approach and knee and toe clearance. The tops of dining surfaces shall be 28 inches minimum and 34 inches maximum above the finish floor or ground.

Citation: 2010 ADAS Section 226.1

Where dining surfaces are provided for the consumption of food or drink, at least 5 percent of the seating spaces and standing spaces at the dining surfaces shall comply with 902. In addition, where work surfaces are provided for use by other than employees, at least 5 percent shall comply with 902.

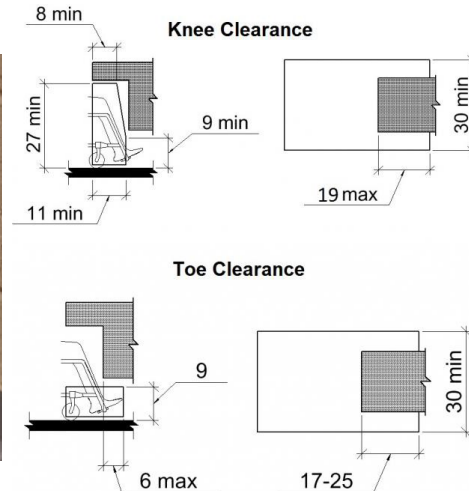
Cell B147

Finding: 20

Budget Estimate: See Finding 19

Recommendation: Modify or rebuild a 3' section to provide knee clearance.

Barrier Priority: 2 (Important): Should be completed as soon as possible. (Includes findings that would remove barriers to the greatest number of people to your goods and services).



As Built: Compliant knee and/or toe space is not provided.

Space under an element between the finish floor or ground and 9 inches above the finish floor or ground shall be considered toe clearance. Toe clearance shall extend 25 inches maximum and 17 inches minimum under an element. Space extending greater than 6 inches beyond the available knee clearance at 9 inches above the finish floor or ground shall not be considered toe clearance. Toe clearance shall be 30 inches wide minimum.

Space under an element between 9 inches and 27 inches above the finish floor or ground shall be considered knee clearance. Knee clearance shall extend 25 inches maximum under an element at 9 inches above the finish floor or ground. Knee clearance shall be 11 inches deep minimum at 9 inches above the finish floor or ground, and 8 inches deep minimum at 27 inches above the finish floor or ground. Knee clearance shall be 30 inches wide minimum.

Citation: 2010 ADAS Section 306.1

Where space beneath an element is included as part of clear floor or ground space or turning space, the space shall comply with 306. Additional space shall not be prohibited beneath an element but shall not be considered as part of the clear floor or ground space or turning space.

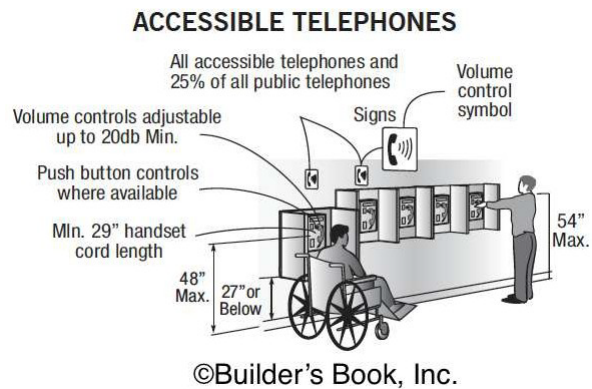
Corridor B150

Finding: 21

Budget Estimate: \$1,950.00

Recommendation: Lower telephone for all operable components to be 48" max AFF

Barrier Priority: 3 (Moderate): Should be completed as soon as possible, but there may be other items that will provide greater access to persons with disabilities. (Includes findings that have a high financial impact on the entity in relationship to the degree of access provided)



As Built: The telephone is not accessible.

Where coin-operated public pay telephones, coinless public pay telephones, public Closed-Circuit Telephones, public courtesy phones, or other types of public telephones are provided, public telephones shall be wheelchair accessible, have volume controls, TTY and meet the bank requirements if applicable for each type of public telephone provided. For purposes of this section, a bank of telephones shall be considered to be two or more adjacent telephones.

Citation: 2010 ADAS Section 217.1

Where coin-operated public pay telephones, coinless public pay telephones, public closed-circuit telephones, public courtesy phones, or other types of public telephones are provided, public telephones shall be provided in accordance with 217 for each type of public telephone provided. For purposes of this section, a bank of telephones shall be considered to be two or more adjacent telephones.

Cell C119

Finding: 22

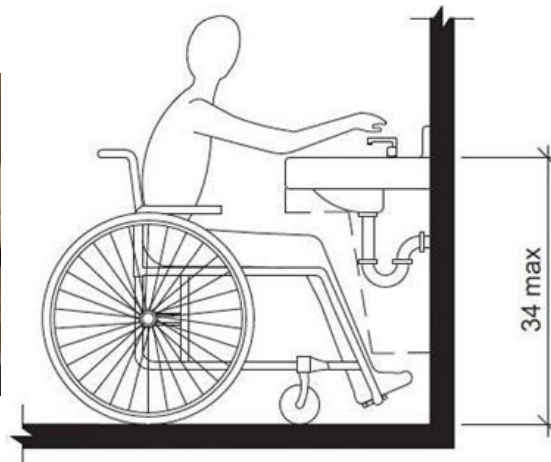

Budget Estimate: \$3,300.00

Recommendation:

Lower the lavatory for rim height to be 34".

Barrier Priority:

3 (Moderate): Should be completed as soon as possible, but there may be other items that will provide greater access to persons with disabilities. (Includes findings that have a high financial impact on the entity in relationship to the degree of access provided).



As Built: The top rim of the lavatory is too high.

All lavatories that are designated to be accessible shall be a minimum 17 inches in horizontal depth and mounted with the rim or counter edge no higher than 34 inches above the finished floor.

Citation: 2010 ADAS Section 606.3

Lavatories and sinks shall be installed with the front of the higher of the rim or counter surface 34 inches (865 mm) maximum above the finish floor or ground.

Cell C119

Finding: 23

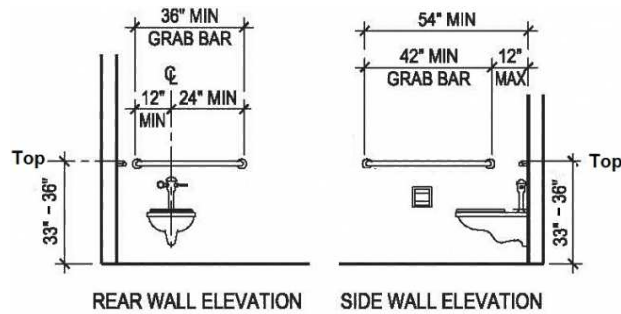

Budget Estimate: \$1,275.00

Recommendation:

Install a new set of grab bars.

Barrier Priority:

3 (Moderate): Should be completed as soon as possible, but there may be other items that will provide greater access to persons with disabilities. (Includes findings that have a high financial impact on the entity in relationship to the degree of access provided).



As Built: Accessible toilets must have grab bars installed.

The side grab bar must extend at least 54 inches minimum beyond the rear wall and start a maximum of 12 inches from the rear wall.

The rear grab bar must be a minimum of 36 inches long and extend from the centerline of the toilet 12 inches minimum on one side and 24 inches minimum on the other side.

Grab bars shall be installed in a horizontal position, 33 inches minimum and 36 inches maximum above the finish floor measured to the top of the gripping surface.

Citation: 2010 ADAS Section 604.5

Grab bars for water closets shall comply with 609. Grab bars shall be provided on the side wall closest to the water closet and on the rear wall.

Cell C119

Finding: 24

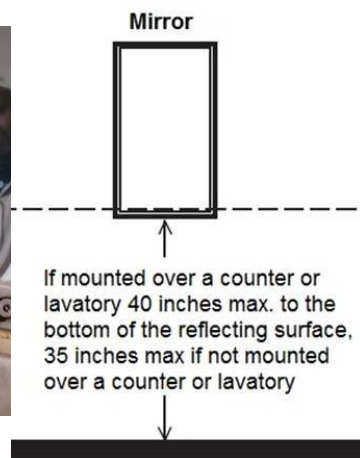
Budget Estimate: \$1,275.00

Recommendation:

Lower the mirror for reflecting surface to be at 40" max AFF.

Barrier Priority:

3 (Moderate): Should be completed as soon as possible, but there may be other items that will provide greater access to persons with disabilities. (Includes findings that have a high financial impact on the entity in relationship to the degree of access provided).



As Built: The mirror is mounted too high.

Mirrors must have the bottom edge of the reflecting surface a maximum of 40 inches above the floor if above a sink or counter. Mirrors not located above lavatories or countertops shall be installed with the bottom edge of the reflecting surface 35 inches maximum above the finish floor or ground.

Citation: 2010 ADAS Section 603.3

Mirrors located above lavatories or countertops shall be installed with the bottom edge of the reflecting surface

40 inches (1015 mm) maximum above the finish floor or ground. Mirrors not located above lavatories or countertops shall be installed with the bottom edge of the reflecting surface 35 inches (890 mm) maximum above the finish floor or ground.

Civil Findings

Findings with No Area Description: Lat: 36.2734800000; Long: -88.6884000000

Finding: 1

Budget Estimate: See Finding #2.

Recommendation:

See finding #2.

Barrier Priority:

1 (High): Should be completed immediately. (Includes findings that have little or no cost, were in violation of the codes at the time of construction, or pose an imminent safety threat).



As Built: The ramp projects into a prohibited area.

Ramps shall be located so that they do not project into vehicular traffic lanes, parking spaces, or parking access aisles.

Citation: 2010 ADAS Section 406.5

Curb ramps and the flared sides of curb ramps shall be located so that they do not project into vehicular traffic lanes, parking spaces, or parking access aisles. Curb ramps at marked crossings shall be wholly contained within the markings, excluding any flared sides.

Findings with No Area Description: Lat: 36.2734800000; Long: -88.6884000000

Finding: 2

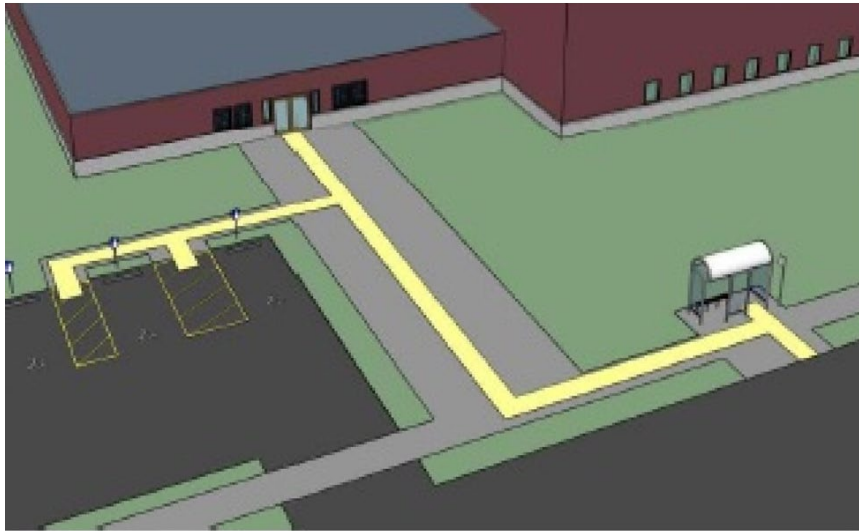
Budget Estimate: \$2,000.00

Recommendation:

Restripe and relocate accessible parking, access aisle and curb ramp to location closest to entrance.

Barrier Priority:

1 (High): Should be completed immediately. (Includes findings that have little or no cost, were in violation of the codes at the time of construction or pose an imminent safety threat).



As Built: The accessible parking space is not located on the shortest accessible route to the building.

Accessible parking spaces serving a particular building or facility entrance shall be located on the shortest accessible route of travel from the parking space to an accessible entrance.

Citation: 2010 ADAS Section 208.3.1

Parking spaces complying with 502 that serve a particular building or facility shall be located on the shortest accessible route from parking to an entrance complying with 206.4. Where parking serves more than one accessible entrance, parking spaces complying with 502 shall be dispersed and located on the shortest accessible route to the accessible entrances. In parking facilities that do not serve a particular building or facility, parking spaces complying with 502 shall be located on the shortest accessible route to an accessible pedestrian entrance of the parking facility.

PROJECT & BUDGET RECOMMENDATIONS

FINDINGS & RECOMMENDATIONS – WEAKLEY COUNTY JUSTICE DEPARTMENT

The existing Weakley County Trustee Office has significant ADA compliance deficiencies. After discussion with the City, the decision was made to provide an accessible entry way and accessible parking spaces with appropriate signage, to provide access to reception counter, to provide a compliant public restroom, and to lower specific call buttons, telephones, and thermostats throughout the building. The remainder of the facility will remain as currently designed.

PRIORITY 1 (High)			
Estimated Cost	Location	Finding	Distress / Description / Recommendation
\$22,187.50	Total		
\$18,187.50	Lobby	8	Cut out 3' (width) section and replace with new counter at 36" AFF with minimum 17" countertop overhang depth.
\$2,000.00	No Area Description	1	Restripe and relocate accessible parking, access aisle and curb ramp to location closest to entrance.
\$2,000.00	No Area Description	2	Restripe and relocate accessible parking, access aisle and curb ramp to location closest to entrance.

PRIORITY 2 (Important)			
Estimated Cost	Location	Finding	Distress / Description / Recommendation
\$28,387.50	Total		
\$5,100.00	Cell B167	15	Modify or rebuild a 3' section to provide knee clearance.
\$5,100.00	Cell B147	19	Modify or rebuild a 3' section to provide knee clearance.
\$18,187.50	Cell B147	20	Modify or rebuild a 3' section to provide knee clearance.

PRIORITY 3 (Moderate)			
Estimated Cost	Location	Finding	Distress / Description / Recommendation
\$63,525.00	Total		
\$1,950.00	Courtroom	1	Lower thermostat for all operable components to be 48" max AFF.
\$1,200.00	Courtroom	2	Lower hand sanitizer for all operable components to be 48" max AFF.

PRIORITY 3 (Moderate)			
\$11,250.00	Courtroom	3	Relocate bench to have 48" clear on the push side of the door.
\$1,950.00	General	4	Lower receptacle/switch for all operable components to be 48" max AFF.
\$1,950.00	General	5	Lower thermostat for all operable components to be 48" max AFF.
\$1,950.00	Lobby	6	Lower Receptionist call button for all operable components to be 48" max AFF.
\$1,950.00	Lobby	7	Lower telephone for all operable components to be 48" max AFF.
\$20,025.00	Lobby	9	Modify or rebuild a 3' section to provide knee clearance.
\$1,950.00	Vestibule	10	Lower Fire Alarm Annunciator for top of buttons to be 48" AFF.
\$0.00	Men's 152	11	This room is too small to be compliant. Remove ADA sign.
\$450.00	Women's 153	12	This room is too small to be compliant. Remove ADA sign.
\$3,300.00	Cell B167	13	Lower the lavatory for rim height to be 34".
\$1,275.00	Cell B167	14	Install new set of grab bars
\$1,950.00	Cell B167	16	Lower telephone for all operable components to be 48" max AFF.
\$3,300.00	Cell B147	17	Lower the lavatory for rim height to be 34".
\$1,275.00	Cell B147	18	Install new set of grab bars
\$1,950.00	Corridor B150	21	Lower telephone for all operable components to be 48" max AFF.
\$3,300.00	Cell C119	22	Lower the lavatory for rim height to be 34".
\$1,275.00	Cell C119	23	Install new set of grab bars.
\$1,275.00	Cell C119	24	Lower the mirror for reflecting surface to be at 40" max AFF.

Weakley County Nursing Home

700 W. C. Nursing Home Road, Dresden, TN 38225



Architectural Findings

Physical Therapy

Finding: 1

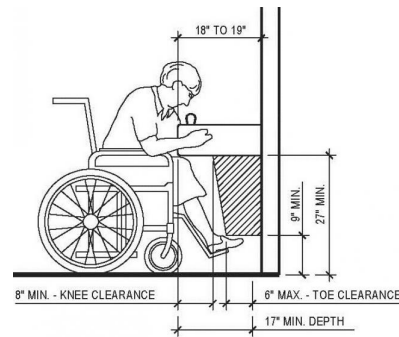

Budget Estimate: \$20,725.00

Recommendation:

Further design required - Alcove will not comply with current drinking fountain location and room entrance door swing.

Barrier Priority:

3 (Moderate): Should be completed as soon as possible, but there may be other items that will provide greater access to persons with disabilities. (Includes findings that have a high financial impact on the entity in relationship to the degree of access provided).



As Built: The drinking fountain projects from the wall into the pedestrian way with its leading edge above 27 inches from the floor.

Objects may protrude no more than 4 inches into walks, halls, corridors, passageways, or aisles when located between 27 and 80 inches above the floor. All drinking fountains shall be located completely within alcoves, positioned completely between wing walls, or otherwise positioned so as not to encroach into pedestrian ways. The alcove must not be less than 32 inches in width and 18 inches in depth. Wing walls must project out from the supporting wall at least as far as the drinking fountain.

Citation: 2010 ADAS Section: 307.2

2010 ADAS Section 307.2

Objects with leading edges more than 27 inches (685 mm) and not more than 80 inches (2030 mm) above the finish floor or ground shall protrude 4 inches (100 mm) maximum horizontally into the circulation path.

Physical Therapy

Finding: 2

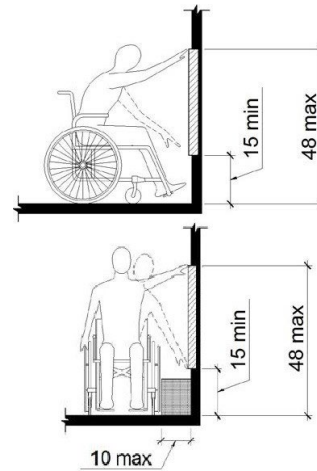
Budget Estimate: \$3,900.00

Recommendation:

Lower pull Station for top of all operable components to be 48" Max AFF.

Barrier Priority:

3 (Moderate): Should be completed as soon as possible, but there may be other items that will provide greater access to persons with disabilities. (Includes findings that have a high financial impact on the entity in relationship to the degree of access provided).



As Built: The fire pull is positioned too high for either a side or front approach.

Where a clear floor or ground space allows a parallel approach to an element and the side reach is unobstructed, the high side reach shall be 48 inches maximum and the low side reach shall be 15 inches minimum above the finish floor or ground.

Where a forward reach is unobstructed, the high forward reach shall be 48 inches maximum and the low forward reach shall be 15 inches minimum above the finish floor or ground.

Citation: 2010 ADAS Section 308.1
Reach ranges shall comply with 308.

Physical Therapy

Finding: 3

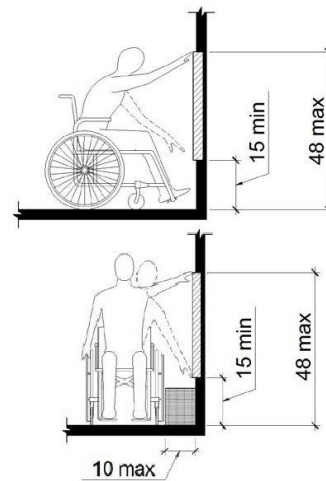

Budget Estimate: \$1,200.00

Recommendation:

Lower hand sanitizer for all operable components to be 48" max AFF.

Barrier Priority:

3 (Moderate): Should be completed as soon as possible, but there may be other items that will provide greater access to persons with disabilities. (Includes findings that have a high financial impact on the entity in relationship to the degree of access provided).



As Built: The sanitizer is not positioned correctly for either a side or front approach.

Where a clear floor or ground space allows a parallel or front approach and the side reach is unobstructed, the high side reach shall be 48 inches maximum above the finish floor or ground and the low side reach shall be 15 inches minimum above the finish floor or ground.

Citation: 2010 ADAS Section 308.2.1

Where a forward reach is unobstructed, the high forward reach shall be 48 inches (1220 mm) maximum and the low forward reach shall be 15 inches (380 mm) minimum above the finish floor or ground.

2010 ADAS Section 308.3.1

Where a clear floor or ground space allows a parallel approach to an element and the side reach is unobstructed, the high side reach shall be 48 inches (1220 mm) maximum and the low side reach shall be 15 inches (380 mm) minimum above the finish floor or ground.

Physical Therapy

Finding: 4

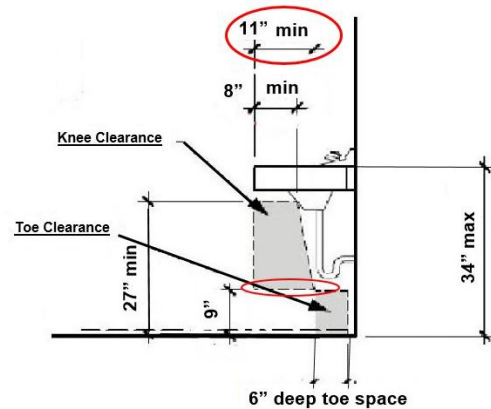
Budget Estimate: \$5,700.00

Recommendation:

Remove existing sink and sink base cabinet, install new wall mounted countertop with sink. Rim of sink to be 34" max AFF.

Barrier Priority:

3 (Moderate): Should be completed as soon as possible, but there may be other items that will provide greater access to persons with disabilities. (Includes findings that have a high financial impact on the entity in relationship to the degree of access provided).



As Built: The top of the sink is too high.

Sinks that are required to be accessible shall be a minimum 17 inches in horizontal depth and mounted with the rim or counter edge no higher than 34 inches above the finished floor. The sanitizer is not positioned correctly for either a side or front approach.

Citation: 2010 ADAS Section 606.3

Lavatories and sinks shall be installed with the front of the higher of the rim or counter surface 34 inches (865 mm) maximum above the finish floor or ground.

Physical Therapy

Finding: 5

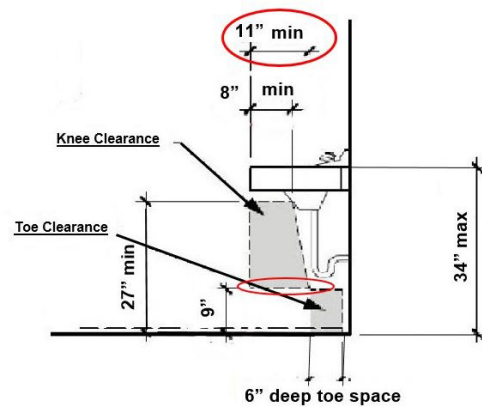

Budget Estimate: Included in Finding 4

Recommendation:

See finding # 4 for recommendation and budget.

Barrier Priority:

3 (Moderate): Should be completed as soon as possible, but there may be other items that will provide greater access to persons with disabilities. (Includes findings that have a high financial impact on the entity in relationship to the degree of access provided)



As Built: Knee and toe clearance has not been provided at the sink.

The knee clearance shall be 11 inches deep minimum at 9 inches above the finish floor or ground, and 8 inches deep minimum at 27 inches above the finish floor or ground.

The toe clearance is the space under the sink between the finish floor or ground and 9 inches above the finish floor 30 inches wide minimum. The toe clearance shall extend a minimum of 17 inches and a maximum of 25 inches underneath the sink.

Citation: 2010 ADAS Section 606.2

A clear floor space complying with 305, positioned for a forward approach, and knee and toe clearance complying with 306 shall be provided.

Physical Therapy

Finding: 6

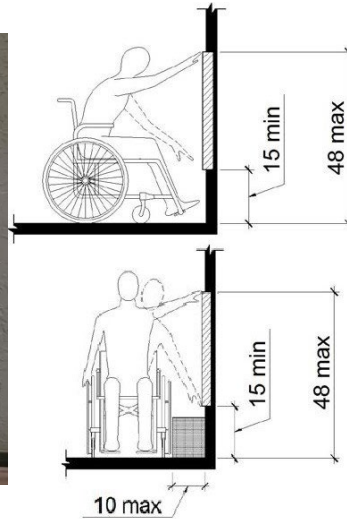
Budget Estimate: \$1,200.00

Recommendation:

Lower fire extinguisher for handle to be 48" max AFF.

Barrier Priority:

3 (Moderate): Should be completed as soon as possible, but there may be other items that will provide greater access to persons with disabilities. (Includes findings that have a high financial impact on the entity in relationship to the degree of access provided).



As Built: The fire extinguisher is not positioned correctly for either a side or front approach.

Where a clear floor or ground space allows a parallel or front approach and the side reach is unobstructed, the high side reach shall be 48 inches maximum above the finish floor or ground and the low side reach shall be 15 inches minimum above the finish floor or ground.

Citation: 2010 ADAS Section 308.2.1

Where a forward reach is unobstructed, the high forward reach shall be 48 inches (1220 mm) maximum and the low forward reach shall be 15 inches (380 mm) minimum above the finish floor or ground.

2010 ADAS Section 308.3.1

Where a clear floor or ground space allows a parallel approach to an element and the side reach is unobstructed, the high side reach shall be 48 inches (1220 mm) maximum and the low side reach shall be 15 inches (380 mm) minimum above the finish floor or ground.

South Exit

Finding: 7

Budget Estimate: \$1,950.00

Recommendation:

Lower fire alarm pull for all operable components to be 48" max AFF.

Barrier Priority:

3 (Moderate): Should be completed as soon as possible, but there may be other items that will provide greater access to persons with disabilities. (Includes findings that have a high financial impact on the entity in relationship to the degree of access provided).



As Built: The fire alarm pull station is positioned too high for either a side or front approach.

Where a clear floor or ground space allows a parallel approach to an element and the side reach is unobstructed, the high side reach shall be 48 inches maximum and the low side reach shall be 15 inches minimum above the finish floor or ground.

Where a forward reach is unobstructed, the high forward reach shall be 48 inches maximum and the low forward reach shall be 15 inches minimum above the finish floor or ground.

Citation: 2010 ADAS Section 308.1
Reach ranges shall comply with 308.

ADA Restroom

Finding: 8

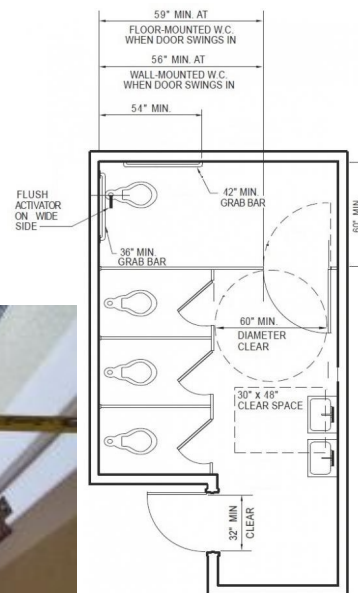

Budget Estimate: \$21,892.00

Recommendation:

Further design required.

Barrier Priority:

3 (Moderate): Should be completed as soon as possible, but there may be other items that will provide greater access to persons with disabilities. (Includes findings that have a high financial impact on the entity in relationship to the degree of access provided).



As Built: The restrooms are not nearly compliant. The restroom does not have the required minimum clear floor space or maneuvering clearances for the toilet. The restroom does not have the required minimum clear floor space or maneuvering clearances for the lavatory. Lavatory provided does not have proper knee and toe clearance. The entry door encroaches into the required clear floor space for fixtures. Door opening width is less than 32". Side grab bar is incorrectly installed, and rear grab bar is missing. Accessories, such as toilet seat covers, paper towel holders, garbage cans, hand dryers and mirrors are either too high or without clear floor space or both.

Citation: 2010 ADAS Section 213.2

Where toilet rooms are provided, each toilet room shall comply with 603. Where bathing rooms are provided, each bathing room shall comply with 603.

Corridor

Finding: 9

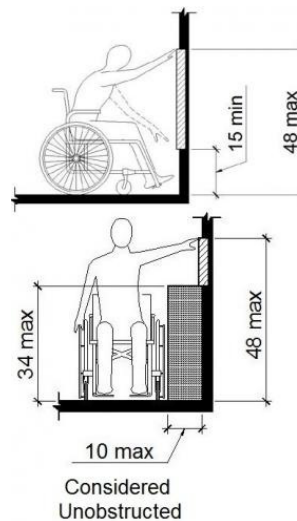
Budget Estimate: \$2,400.00

Recommendation:

Lower fire extinguisher for handle to be 48" max AFF.

Barrier Priority:

3 (Moderate): Should be completed as soon as possible, but there may be other items that will provide greater access to persons with disabilities. (Includes findings that have a high financial impact on the entity in relationship to the degree of access provided).



As Built: The fire extinguisher is not positioned correctly for either a side or front approach.

Where a clear floor or ground space allows a parallel or front approach and the side reach is unobstructed, the high side reach shall be 48 inches maximum above the finish floor or ground and the low side reach shall be 15 inches minimum above the finish floor or ground.

Citation: 2010 ADAS Section 308.2.1

Where a forward reach is unobstructed, the high forward reach shall be 48 inches (1220 mm) maximum and the low forward reach shall be 15 inches (380 mm) minimum above the finish floor or ground.

2010 ADAS Section 308.3.1

Where a clear floor or ground space allows a parallel approach to an element and the side reach is unobstructed, the high side reach shall be 48 inches (1220 mm) maximum and the low side reach shall be 15 inches (380 mm) minimum above the finish floor or ground.

Corridor

Finding: 10

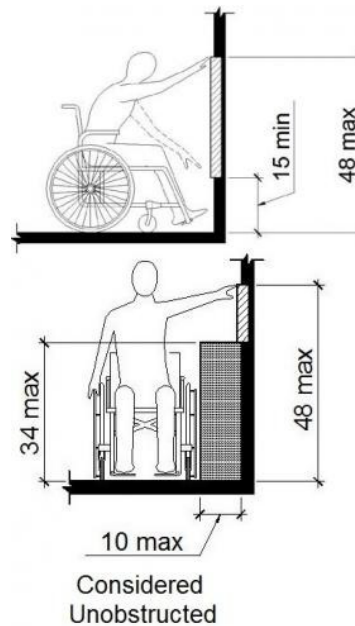
Budget Estimate: \$1,200.00

Recommendation:

Lower hand sanitizer for handle to be 48" Max AFF.

Barrier Priority:

3 (Moderate): Should be completed as soon as possible, but there may be other items that will provide greater access to persons with disabilities. (Includes findings that have a high financial impact on the entity in relationship to the degree of access provided).



As Built: The hand sanitizer is not positioned correctly for either a side or front approach.

Where a clear floor or ground space allows a parallel or front approach and the side reach is unobstructed, the high side reach shall be 48 inches maximum above the finish floor or ground and the low side reach shall be 15 inches minimum above the finish floor or ground.

Citation: 2010 ADAS Section 308.2.1

Where a forward reach is unobstructed, the high forward reach shall be 48 inches (1220 mm) maximum and the low forward reach shall be 15 inches (380 mm) minimum above the finish floor or ground.

2010 ADAS Section 308.3.1

Where a clear floor or ground space allows a parallel approach to an element and the side reach is unobstructed, the high side reach shall be 48 inches (1220 mm) maximum and the low side reach shall be 15 inches (380 mm) minimum above the finish floor or ground.

Corridor

Finding: 11

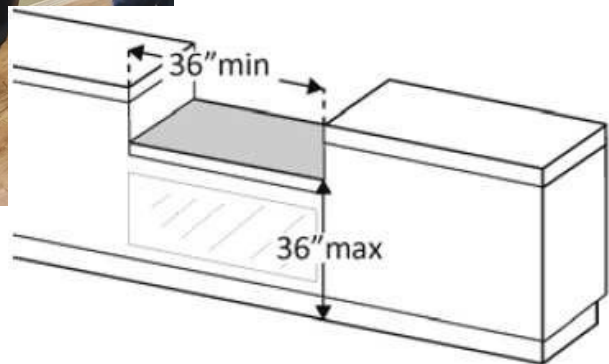
Budget Estimate: \$18,187.50

Recommendation:

Cut out 3' (width) section and replace with new counter at 36" AFF with minimum 17" countertop overhang depth.

Barrier Priority:

1 (High): Should be completed immediately. (Includes findings that have little or no cost, were in violation of the codes at the time of construction, or pose an imminent safety threat).



As Built: The counter is too high.

A portion of the counter surface that is 36 inches long minimum and 36 inches high maximum above the finish floor shall be provided. Knee and toe space must be provided for a forward approach. A 30 inch by 48 inch clear floor space on an accessible route must be provided for either a forward or parallel approach.

Citation: 2010 ADAS Section 904.4.2

A portion of the counter surface that is 30 inches (760 mm) long minimum and 36 inches (915 mm) high maximum shall be provided. Knee and toe space complying with 306 shall be provided under the counter. A clear floor or ground space complying with 305 shall be positioned for a forward approach to the counter.

2010 ADAS Section 904.4.1

A portion of the counter surface that is 36 inches (915 mm) long minimum and 36 inches (915 mm) high maximum above the finish floor shall be provided. A clear floor or ground space complying with 305 shall be positioned for a parallel approach adjacent to the 36 inch (915 mm) minimum length of counter.

Corridor

Finding: 12

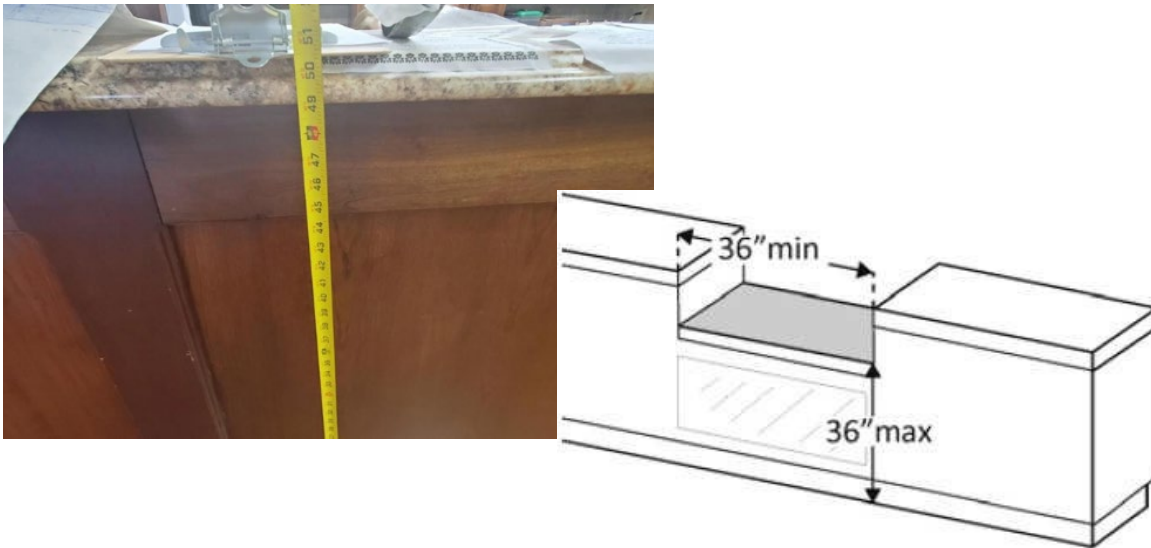
Budget Estimate: \$18,187.50

Recommendation:

Refer to Finding 11 for recommendation and budget.

Barrier Priority:

2 (Important): Should be completed as soon as possible. (Includes findings that would remove barriers to the greatest number of people to your goods and services).



As Built: Compliant knee and/or toe space is not provided.

Space under an element between the finish floor or ground and 9 inches above the finish floor or ground shall be considered toe clearance. Toe clearance shall extend 25 inches maximum and 17 inches minimum under an element. Space extending greater than 6 inches beyond the available knee clearance at 9 inches above the finish floor or ground shall not be considered toe clearance. Toe clearance shall be 30 inches wide minimum.

Space under an element between 9 inches and 27 inches above the finish floor or ground shall be considered knee clearance. Knee clearance shall extend 25 inches maximum under an element at 9 inches above the finish floor or ground. Knee clearance shall be 11 inches deep minimum at 9 inches above the finish floor or ground, and 8 inches deep minimum at 27 inches above the finish floor or ground. Knee clearance shall be 30 inches wide minimum.

Citation: 2010 ADAS Section 306.1

Where space beneath an element is included as part of clear floor or ground space or turning space, the space shall comply with 306. Additional space shall not be prohibited beneath an element but shall not be considered as part of the clear floor or ground space or turning space.

Corridor

Finding: 13

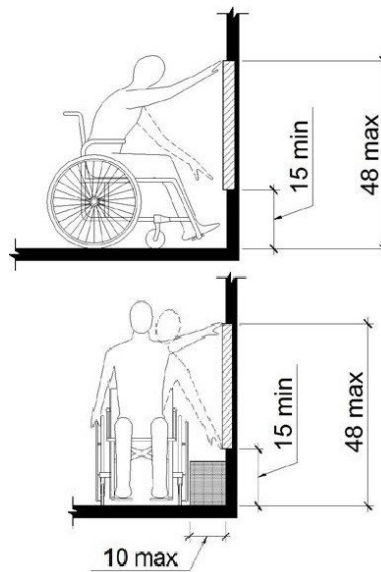
Budget Estimate: \$1,200.00

Recommendation:

Lower fire extinguisher for handle to be 48" max AFF.

Barrier Priority:

3 (Moderate): Should be completed as soon as possible, but there may be other items that will provide greater access to persons with disabilities. (Includes findings that have a high financial impact on the entity in relationship to the degree of access provided).



As Built: The Fire Extinguisher is positioned too high for either a side or front approach.

Where a clear floor or ground space allows a parallel approach to an element and the side reach is unobstructed, the high side reach shall be 48 inches maximum and the low side reach shall be 15 inches minimum above the finish floor or ground.

Where a forward reach is unobstructed, the high forward reach shall be 48 inches maximum and the low forward reach shall be 15 inches minimum above the finish floor or ground.

Citation: 2010 ADAS Section: 308.1
Reach ranges shall comply with 308.

Corridor

Finding: 14

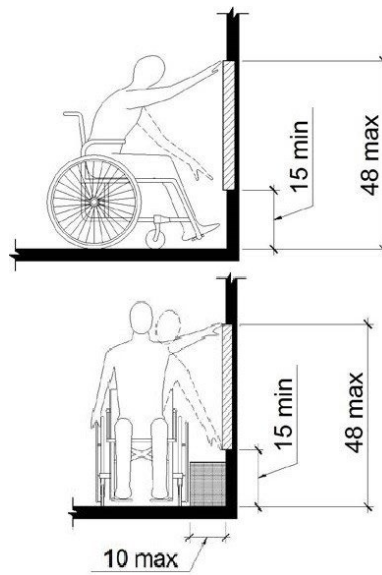
Budget Estimate: \$1,200.00

Recommendation:

Lower fire extinguisher for handle to be 48" max AFF.

Barrier Priority:

3 (Moderate): Should be completed as soon as possible, but there may be other items that will provide greater access to persons with disabilities. (Includes findings that have a high financial impact on the entity in relationship to the degree of access provided).



As Built: The Fire Extinguisher is positioned too high for either a side or front approach.

Where a clear floor or ground space allows a parallel approach to an element and the side reach is unobstructed, the high side reach shall be 48 inches maximum and the low side reach shall be 15 inches minimum above the finish floor or ground.

Where a forward reach is unobstructed, the high forward reach shall be 48 inches maximum and the low forward reach shall be 15 inches minimum above the finish floor or ground.

Citation: 2010 ADAS Section: 308.1
Reach ranges shall comply with 308.

Corridor

Finding: 15

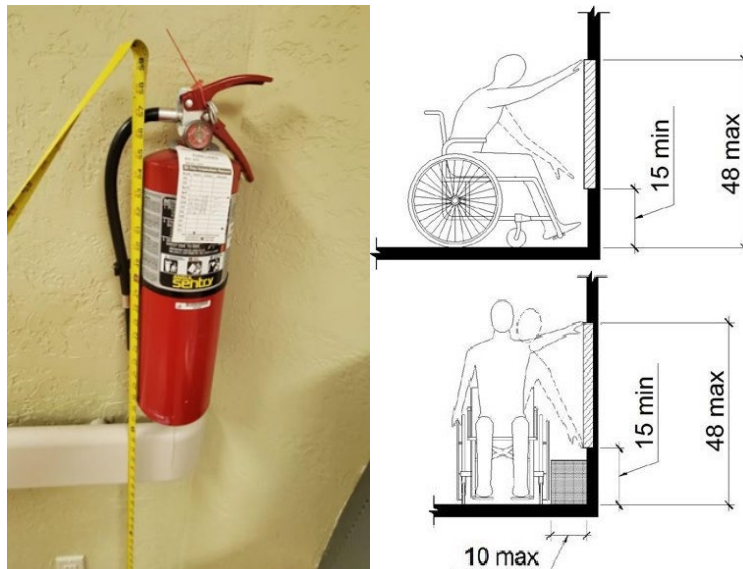
Budget Estimate: \$1,200.00

Recommendation:

Lower fire extinguisher for handle to be 48" max AFF.

Barrier Priority:

3 (Moderate): Should be completed as soon as possible, but there may be other items that will provide greater access to persons with disabilities. (Includes findings that have a high financial impact on the entity in relationship to the degree of access provided).



As Built: The Fire Extinguisher is positioned too high for either a side or front approach.

Where a clear floor or ground space allows a parallel approach to an element and the side reach is unobstructed, the high side reach shall be 48 inches maximum and the low side reach shall be 15 inches minimum above the finish floor or ground.

Where a forward reach is unobstructed, the high forward reach shall be 48 inches maximum and the low forward reach shall be 15 inches minimum above the finish floor or ground.

Citation: 2010 ADAS Section 308.1
Reach ranges shall comply with 308.

Corridor

Finding: 16

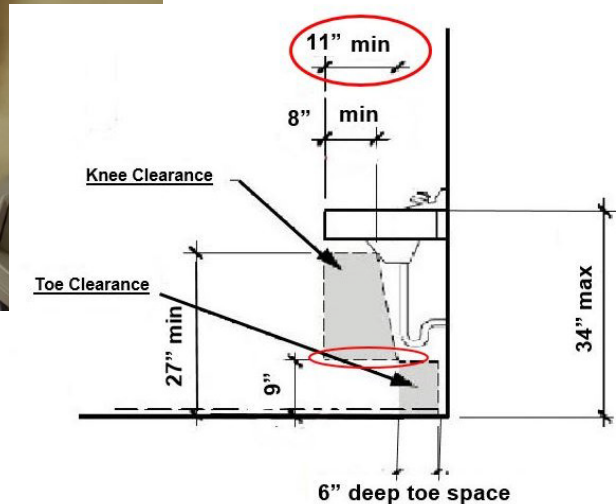
Budget Estimate: \$4,050.00

Recommendation:

Remove pedestal sink, and replace it with wall mounted sink.

Barrier Priority:

3 (Moderate): Should be completed as soon as possible, but there may be other items that will provide greater access to persons with disabilities. (Includes findings that have a high financial impact on the entity in relationship to the degree of access provided).



As Built: Compliant knee space has not been provided under the lavatory.

The knee clearance shall be 11 inches minimum in depth at 9 inches above the floor, and 8 inches minimum in depth at 27 inches above the floor. The top of the lavatory rim may be no higher than 34 inches.

Citation: 2010 ADAS Section 306.3.1

Space under an element between 9 inches (230 mm) and 27 inches (685 mm) above the finish floor or ground shall be considered knee clearance and shall comply with 306.3.

Corridor

Finding: 17

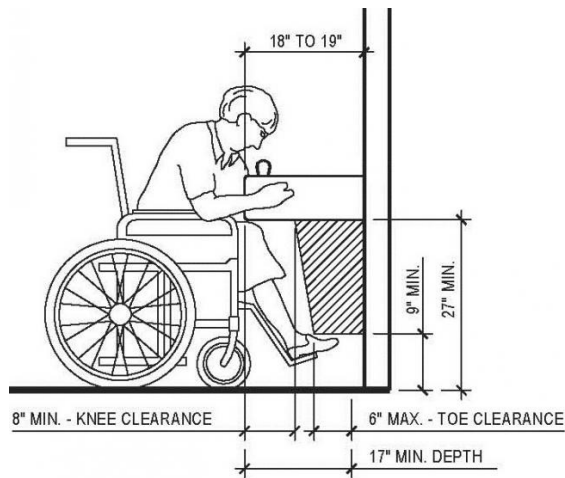
Budget Estimate: \$20,725.00

Recommendation:

Install new drinking fountain for knee to be 27 min AFF.

Barrier Priority:

3 (Moderate): Should be completed as soon as possible, but there may be other items that will provide greater access to persons with disabilities. (Includes findings that have a high financial impact on the entity in relationship to the degree of access provided).



As Built: There is not enough knee clearance under the drinking fountain.

The drinking fountain must have a clear knee space between the bottom of the drinking fountain and the floor not less than 27 inches in height, 30 inches in width, and 8 inches in depth.

Citation: 2010 ADAS Section 602.2

Units shall have a clear floor or ground space complying with 305 positioned for a forward approach and centered on the unit. Knee and toe clearance complying with 306 shall be provided.

Corridor

Finding: 18

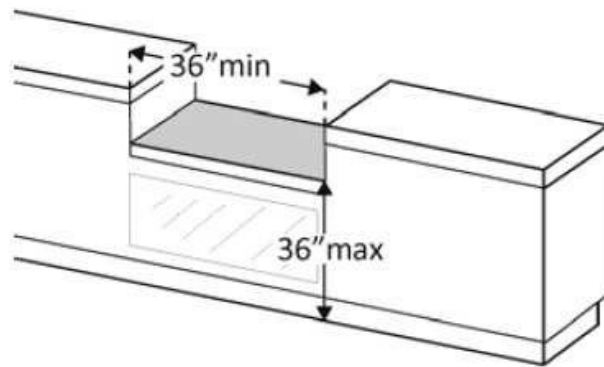
Budget Estimate: \$18,187.50

Recommendation:

Cut out 3' (width) section and replace with new counter at 36" AFF with minimum 17" countertop overhang depth.

Barrier Priority:

3 (Moderate): Should be completed as soon as possible, but there may be other items that will provide greater access to persons with disabilities. (Includes findings that have a high financial impact on the entity in relationship to the degree of access provided).



As Built: The counter is too high.

A portion of the counter surface that is 36 inches long minimum and 36 inches high maximum above the finish floor shall be provided. Knee and toe space must be provided for a forward approach. A 30 inch by 48 inch clear floor space on an accessible route must be provided for either a forward or parallel approach.

Citation: 2010 ADAS Section 904.4.2

A portion of the counter surface that is 30 inches (760 mm) long minimum and 36 inches (915 mm) high maximum shall be provided. Knee and toe space complying with 306 shall be provided under the counter. A clear floor or ground space complying with 305 shall be positioned for a forward approach to the counter.

2010 ADAS Section 904.4.1

A portion of the counter surface that is 36 inches (915 mm) long minimum and 36 inches (915 mm) high maximum above the finish floor shall be provided. A clear floor or ground space complying with 305 shall be positioned for a parallel approach adjacent to the 36 inch (915 mm) minimum length of counter.

Corridor

Finding: 19

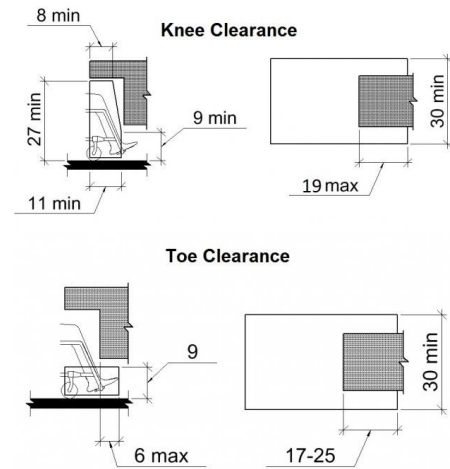

Budget Estimate: Included in Finding 18

Recommendation:

Modify or rebuild a 3' section to provide knee clearance.

Barrier Priority:

2 (Important): Should be completed as soon as possible. (Includes findings that would remove barriers to the greatest number of people to your goods and services)



As Built: Compliant knee and/or toe space is not provided.

Space under an element between the finish floor or ground and 9 inches above the finish floor or ground shall be considered toe clearance. Toe clearance shall extend 25 inches maximum and 17 inches minimum under an element. Space extending greater than 6 inches beyond the available knee clearance at 9 inches above the finish floor or ground shall not be considered toe clearance. Toe clearance shall be 30 inches wide minimum.

Space under an element between 9 inches and 27 inches above the finish floor or ground shall be considered knee clearance. Knee clearance shall extend 25 inches maximum under an element at 9 inches above the finish floor or ground. Knee clearance shall be 11 inches deep minimum at 9 inches above the finish floor or ground, and 8 inches deep minimum at 27 inches above the finish floor or ground. Knee clearance shall be 30 inches wide minimum.

Citation: 2010 ADAS Section 306.1

Where space beneath an element is included as part of clear floor or ground space or turning space, the space shall comply with 306. Additional space shall not be prohibited beneath an element but shall not be considered as part of the clear floor or ground space or turning space.

Corridor

Finding: 20

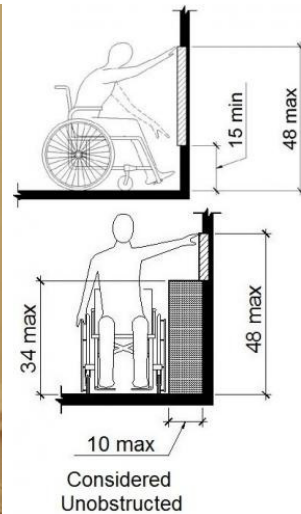
Budget Estimate: \$1,200.00

Recommendation:

Lower fire extinguisher for handle to be 48" max AFF.

Barrier Priority:

3 (Moderate): Should be completed as soon as possible, but there may be other items that will provide greater access to persons with disabilities. (Includes findings that have a high financial impact on the entity in relationship to the degree of access provided).



As Built: The fire extinguisher is not positioned correctly for either a side or front approach.

Where a clear floor or ground space allows a parallel or front approach and the side reach is unobstructed, the high side reach shall be 48 inches maximum above the finish floor or ground and the low side reach shall be 15 inches minimum above the finish floor or ground.

Citation: 2010 ADAS Section 308.2.1

Where a forward reach is unobstructed, the high forward reach shall be 48 inches (1220 mm) maximum and the low forward reach shall be 15 inches (380 mm) minimum above the finish floor or ground

2010 ADAS Section 308.3.1

Where a clear floor or ground space allows a parallel approach to an element and the side reach is unobstructed, the high side reach shall be 48 inches (1220 mm) maximum and the low side reach shall be 15 inches (380 mm) minimum above the finish floor or ground.

Corridor

Finding: 21

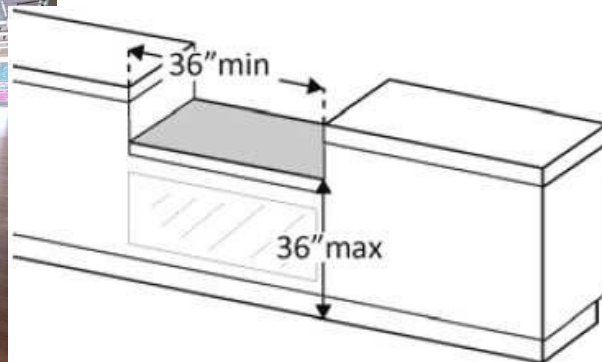
Budget Estimate: \$18,187.50

Recommendation:

Cut out 3' (width) section and replace with new counter at 36" AFF with minimum 17" countertop overhang depth.

Barrier Priority:

3 (Moderate): Should be completed as soon as possible, but there may be other items that will provide greater access to persons with disabilities. (Includes findings that have a high financial impact on the entity in relationship to the degree of access provided).



As Built: The counter is too high.

A portion of the counter surface that is 36 inches long minimum and 36 inches high maximum above the finish floor shall be provided. Knee and toe space must be provided for a forward approach. A 30 inch by 48 inch clear floor space on an accessible route must be provided for either a forward or parallel approach.

Citation: 2010 ADAS Section 904.4.2

A portion of the counter surface that is 30 inches (760 mm) long minimum and 36 inches (915 mm) high maximum shall be provided. Knee and toe space complying with 306 shall be provided under the counter. A clear floor or ground space complying with 305 shall be positioned for a forward approach to the counter.

2010 ADAS Section 904.4.1

A portion of the counter surface that is 36 inches (915 mm) long minimum and 36 inches (915 mm) high maximum above the finish floor shall be provided. A clear floor or ground space complying with 305 shall be positioned for a parallel approach adjacent to the 36 inch (915 mm) minimum length of counter.

Corridor

Finding: 22

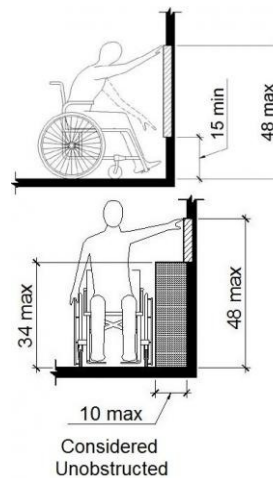
Budget Estimate: \$1,200.00

Recommendation:

Lower fire extinguisher for handle to be 48" max AFF.

Barrier Priority:

3 (Moderate): Should be completed as soon as possible, but there may be other items that will provide greater access to persons with disabilities. (Includes findings that have a high financial impact on the entity in relationship to the degree of access provided).



As Built: The fire extinguisher is not positioned correctly for either a side or front approach.

Where a clear floor or ground space allows a parallel or front approach and the side reach is unobstructed, the high side reach shall be 48 inches maximum above the finish floor or ground and the low side reach shall be 15 inches minimum above the finish floor or ground.

Citation: 2010 ADAS Section 308.2.1

Where a forward reach is unobstructed, the high forward reach shall be 48 inches (1220 mm) maximum and the low forward reach shall be 15 inches (380 mm) minimum above the finish floor or ground.

2010 ADAS Section 308.3.1

Where a clear floor or ground space allows a parallel approach to an element and the side reach is unobstructed, the high side reach shall be 48 inches (1220 mm) maximum and the low side reach shall be 15 inches (380 mm) minimum above the finish floor or ground.

Corridor

Finding: 23

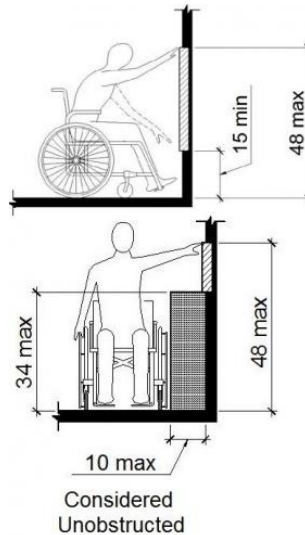
Budget Estimate: \$1,200.00

Recommendation:

Lower fire extinguisher for handle to be 48" max AFF.

Barrier Priority:

3 (Moderate): Should be completed as soon as possible, but there may be other items that will provide greater access to persons with disabilities. (Includes findings that have a high financial impact on the entity in relationship to the degree of access provided).



As Built: The fire extinguisher is not positioned correctly for either a side or front approach.

Where a clear floor or ground space allows a parallel or front approach and the side reach is unobstructed, the high side reach shall be 48 inches maximum above the finish floor or ground and the low side reach shall be 15 inches minimum above the finish floor or ground.

Citation: 2010 ADAS Section 308.2.1

Where a forward reach is unobstructed, the high forward reach shall be 48 inches (1220 mm) maximum and the low forward reach shall be 15 inches (380 mm) minimum above the finish floor or ground.

2010 ADAS Section 308.3.1

Where a clear floor or ground space allows a parallel approach to an element and the side reach is unobstructed, the high side reach shall be 48 inches (1220 mm) maximum and the low side reach shall be 15 inches (380 mm) minimum above the finish floor or ground.

Corridor

Finding: 24

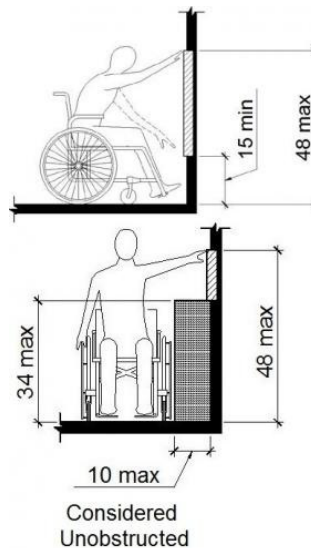
Budget Estimate: \$1,200.00

Recommendation:

Lower fire extinguisher for handle to be 48" max AFF.

Barrier Priority:

3 (Moderate): Should be completed as soon as possible, but there may be other items that will provide greater access to persons with disabilities. (Includes findings that have a high financial impact on the entity in relationship to the degree of access provided).



As Built: The fire extinguisher is not positioned correctly for either a side or front approach.

Where a clear floor or ground space allows a parallel or front approach and the side reach is unobstructed, the high side reach shall be 48 inches maximum above the finish floor or ground and the low side reach shall be 15 inches minimum above the finish floor or ground.

Citation: 2010 ADAS Section 308.2.1

Where a forward reach is unobstructed, the high forward reach shall be 48 inches (1220 mm) maximum and the low forward reach shall be 15 inches (380 mm) minimum above the finish floor or ground.

2010 ADAS Section 308.3.1

Where a clear floor or ground space allows a parallel approach to an element and the side reach is unobstructed, the high side reach shall be 48 inches (1220 mm) maximum and the low side reach shall be 15 inches (380 mm) minimum above the finish floor or ground.

North Shower Room

Finding: 25

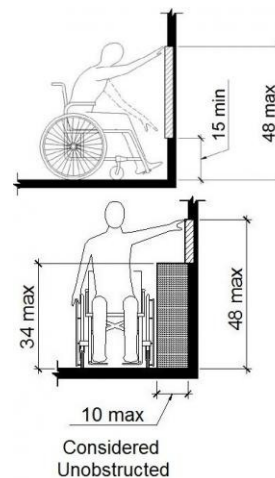
Budget Estimate: \$2,400.00

Recommendation:

Lower Shower wand holster to 48" max AFF.

Barrier Priority:

3 (Moderate): Should be completed as soon as possible, but there may be other items that will provide greater access to persons with disabilities. (Includes findings that have a high financial impact on the entity in relationship to the degree of access provided).



As Built: The handheld sprayer unit is mounted above the required maximum height.

The sprayer unit must have a 59 inches hose and be mounted 48 inches maximum to the top of mounting bracket off the floor. The shower spray unit shall have an on/off control with a non-positive shutoff. If an adjustable-height shower head on a vertical bar is used, the bar shall be installed so as not to obstruct the use of grab bars.

Citation: 2010 ADAS Section 608.6

A shower spray unit with a hose 59 inches (1500 mm) long minimum that can be used both as a fixed-position shower head and as a hand-held shower shall be provided. The shower spray unit shall have an on/off control with a non-positive shut-off. If an adjustable-height shower head on a vertical bar is used, the bar shall be installed so as not to obstruct the use of grab bars. Shower spray units shall deliver water that is 120 degrees Fahrenheit (49 degrees Celsius) maximum.

West Restroom

Finding: 26

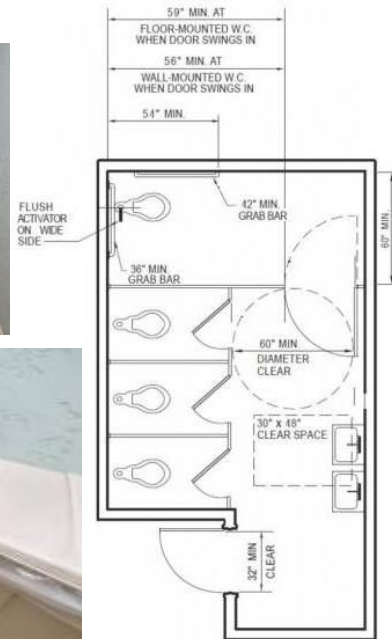
Budget Estimate: \$21,892.50

Recommendation:

Further redesign is necessary.

Barrier Priority:

3 (Moderate): Should be completed as soon as possible, but there may be other items that will provide greater access to persons with disabilities. (Includes findings that have a high financial impact on the entity in relationship to the degree of access provided).



As Built: Multiple accommodations needed for West Restroom. Toilet is missing rear grab bar. Toilet is not centered within 16-18 inches from wall. Toilet tissue dispenser to be below grab bar. Door opening pressure was measured at greater than 5 pounds. Soap dispenser is too high. Mirror reflecting surface is over 40".

Citation: 2010 ADAS Section 213.2

Where toilet rooms are provided, each toilet room shall comply with 603. Where bathing rooms are provided, each bathing room shall comply with 603.

West Corridor

Finding: 27

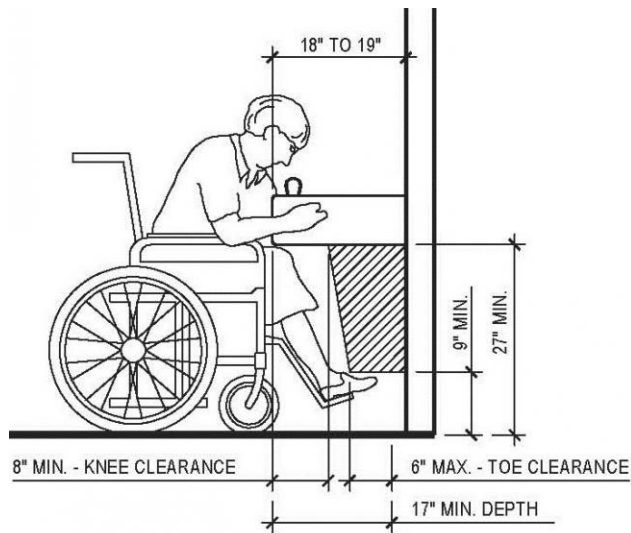
Budget Estimate: \$20,725.00

Recommendation:

Install new drinking fountain with proper knee clearance.

Barrier Priority:

3 (Moderate): Should be completed as soon as possible, but there may be other items that will provide greater access to persons with disabilities. (Includes findings that have a high financial impact on the entity in relationship to the degree of access provided).



As Built: There is not enough knee clearance under the drinking fountain.

The drinking fountain must have a clear knee space between the bottom of the drinking fountain and the floor not less than 27 inches in height, 30 inches in width, and 8 inches in depth.

Citation: 2010 ADAS Section 602.2

Units shall have a clear floor or ground space complying with 305 positioned for a forward approach and centered on the unit. Knee and toe clearance complying with 306 shall be provided.

West Corridor

Finding: 28

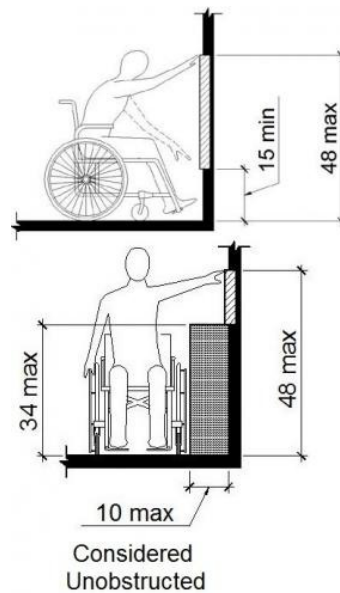
Budget Estimate: \$1,200.00

Recommendation:

Lower fire extinguisher for handle to be 48" max AFF.

Barrier Priority:

3 (Moderate): Should be completed as soon as possible, but there may be other items that will provide greater access to persons with disabilities. (Includes findings that have a high financial impact on the entity in relationship to the degree of access provided).



As Built: The fire extinguisher is not positioned correctly for either a side or front approach.

Where a clear floor or ground space allows a parallel or front approach and the side reach is unobstructed, the high side reach shall be 48 inches maximum above the finish floor or ground and the low side reach shall be 15 inches minimum above the finish floor or ground.

Citation: 2010 ADAS Section 308.2.1

Where a forward reach is unobstructed, the high forward reach shall be 48 inches (1220 mm) maximum and the low forward reach shall be 15 inches (380 mm) minimum above the finish floor or ground.

2010 ADAS Section 308.3.1

Where a clear floor or ground space allows a parallel approach to an element and the side reach is unobstructed, the high side reach shall be 48 inches (1220 mm) maximum and the low side reach shall be 15 inches (380 mm) minimum above the finish floor or ground.

Kitchen

Finding: 29

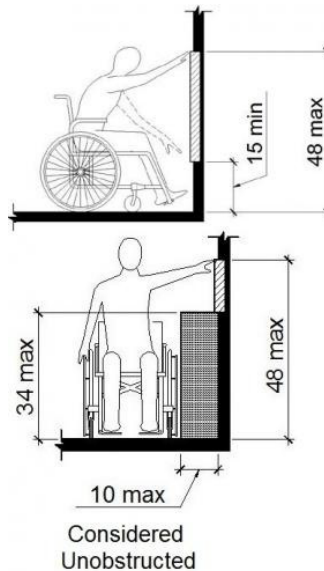
Budget Estimate: \$1,200.00

Recommendation:

Lower fire extinguisher for handle to be 48" max AFF.

Barrier Priority:

3 (Moderate): Should be completed as soon as possible, but there may be other items that will provide greater access to persons with disabilities. (Includes findings that have a high financial impact on the entity in relationship to the degree of access provided).



As Built: The fire extinguisher is not positioned correctly for either a side or front approach.

Where a clear floor or ground space allows a parallel or front approach and the side reach is unobstructed, the high side reach shall be 48 inches maximum above the finish floor or ground and the low side reach shall be 15 inches minimum above the finish floor or ground.

Citation: 2010 ADAS Section 308.2.1

Where a forward reach is unobstructed, the high forward reach shall be 48 inches (1220 mm) maximum and the low forward reach shall be 15 inches (380 mm) minimum above the finish floor or ground.

2010 ADAS Section 308.3.1

Where a clear floor or ground space allows a parallel approach to an element and the side reach is unobstructed, the high side reach shall be 48 inches (1220 mm) maximum and the low side reach shall be 15 inches (380 mm) minimum above the finish floor or ground.

Cafeteria

Finding: 30

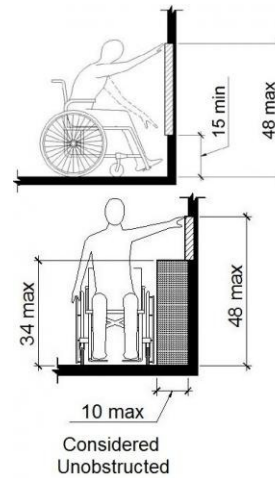
Budget Estimate: \$1,200.00

Recommendation:

Lower soap dispenser for push release to be 48" max AFF.

Barrier Priority:

3 (Moderate): Should be completed as soon as possible, but there may be other items that will provide greater access to persons with disabilities. (Includes findings that have a high financial impact on the entity in relationship to the degree of access provided).



As Built: The soap dispenser is not positioned correctly for either a side or front approach.

Where a clear floor or ground space allows a parallel or front approach and the side reach is unobstructed, the high side reach shall be 48 inches maximum above the finish floor or ground and the low side reach shall be 15 inches minimum above the finish floor or ground.

Citation: 2010 ADAS Section 308.2.1

Where a forward reach is unobstructed, the high forward reach shall be 48 inches (1220 mm) maximum and the low forward reach shall be 15 inches (380 mm) minimum above the finish floor or ground.

2010 ADAS Section 308.3.1

Where a clear floor or ground space allows a parallel approach to an element and the side reach is unobstructed, the high side reach shall be 48 inches (1220 mm) maximum and the low side reach shall be 15 inches (380 mm) minimum above the finish floor or ground.

Cafeteria

Finding: 31

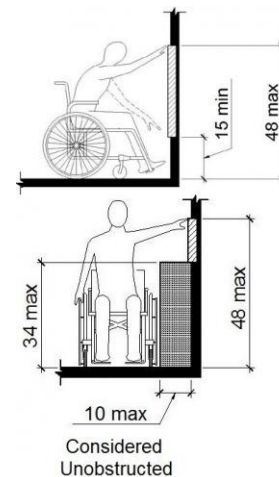
Budget Estimate: \$1,200.00

Recommendation:

Lower fire extinguisher for handle to be 48" max AFF.

Barrier Priority:

3 (Moderate): Should be completed as soon as possible, but there may be other items that will provide greater access to persons with disabilities. (Includes findings that have a high financial impact on the entity in relationship to the degree of access provided).



As Built: The fire extinguisher is not positioned correctly for either a side or front approach.

Where a clear floor or ground space allows a parallel or front approach and the side reach is unobstructed, the high side reach shall be 48 inches maximum above the finish floor or ground and the low side reach shall be 15 inches minimum above the finish floor or ground.

Citation: 2010 ADAS Section 308.2.1

Where a forward reach is unobstructed, the high forward reach shall be 48 inches (1220 mm) maximum and the low forward reach shall be 15 inches (380 mm) minimum above the finish floor or ground.

2010 ADAS Section 308.3.1

Where a clear floor or ground space allows a parallel approach to an element and the side reach is unobstructed, the high side reach shall be 48 inches (1220 mm) maximum and the low side reach shall be 15 inches (380 mm) minimum above the finish floor or ground.

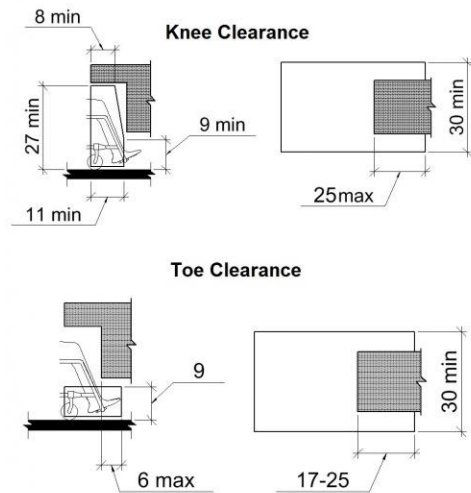
Cafeteria

Finding: 32

Budget Estimate: \$3,300.00

Recommendation: Install new wall mounted sink to have knee and toe clearance.

Barrier Priority: 3 (Moderate): Should be completed as soon as possible, but there may be other items that will provide greater access to persons with disabilities. (Includes findings that have a high financial impact on the entity in relationship to the degree of access provided).



As Built: Knee and toe clearance has not been provided at the sink.

The knee clearance shall be 11 inches deep minimum at 9 inches above the finish floor or ground, and 8 inches deep minimum at 27 inches above the finish floor or ground.

The toe clearance is the space under the sink between the finish floor or ground and 9 inches above the finish floor 30 inches wide minimum. The toe clearance shall extend a minimum of 17 inches and a maximum of 25 inches underneath the sink.

Citation: 2010 ADAS Section 606.2

A clear floor space complying with 305, positioned for a forward approach, and knee and toe clearance complying with 306 shall be provided.

Civil Findings

Findings with No Area Description: Lat: 36.2848600000; Long: -88.7499800000

Finding: 1

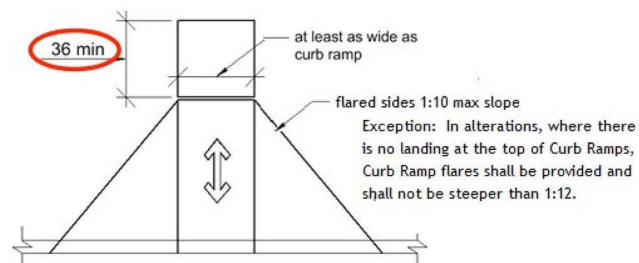
Budget Estimate: \$1,200.00

Recommendation:

Replace ramp and wings.

Barrier Priority:

1 (High): Should be completed immediately. (Includes findings that have little or no cost, were in violation of the codes at the time of construction or pose an imminent safety threat).



As Built: The top of the curb ramp does not have a level landing.

A level landing 36 inches in deep shall be provided at the upper end of each curb ramp over its full width to permit safe egress from the ramp surface. The landing clear width shall be at least as wide as the Curb Ramp, excluding flared sides, leading to the landing.

Citation: 2010 ADAS Section 406.4

Landings shall be provided at the tops of curb ramps. The landing clear length shall be 36 inches (915 mm) minimum. The landing clear width shall be at least as wide as the curb ramp, excluding flared sides, leading to the landing.

Findings with No Area Description: Lat: 36.2851100000; Long: -88.7501100000

Finding: 2

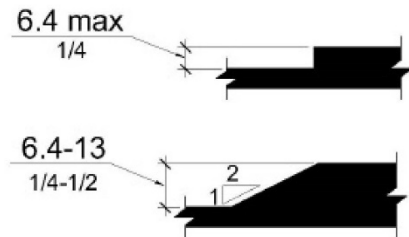


Budget Estimate: \$750.00

Recommendation:

Replace the 5'x12' section of the sidewalk.

Barrier Priority:

3 (Moderate): Should be completed as soon as possible, but there may be other items that will provide greater access to persons with disabilities. (Includes findings that have a high financial impact on the entity in relationship to the degree of access provided).



As Built: The surface of the pedestrian access route has vertical discontinuities greater than 1/2 inch or between 1/4 inch and 1/2 inch that are not beveled.

Vertical surface discontinuities shall be 0.5 inch maximum. Vertical surface discontinuities between 0.25 inch and 0.5 inch shall be beveled with a slope not steeper than 50 percent. The bevel shall be applied across the entire vertical surface discontinuity.

Citation: 2011 PROWAG Section R302.7.2

Vertical surface discontinuities shall be 13 mm (0.5 in) maximum. Vertical surface discontinuities between 6.4 mm (0.25 in) and 13 mm (0.5 in) shall be beveled with a slope not steeper than 50 percent. The bevel shall be applied across the entire vertical surface discontinuity. Advisory R302.7.2 Vertical Surface Discontinuities. The allowance for vertical surface discontinuities is for occasional expansion joints and objects such as utility covers, vault frames, and gratings that cannot be located in another portion of the sidewalk outside the pedestrian access route. However, objects such as utility covers, vault frames, and gratings should not be located on curb ramp runs, blended transitions, turning spaces, or gutter areas within the pedestrian access route. This may not always be possible in alterations but should be avoided wherever possible. Vertical surface discontinuities between unit pavers should be minimized.

Findings with No Area Description: Lat: 36.2875300000; Long: -88.7499900000

Finding: 3

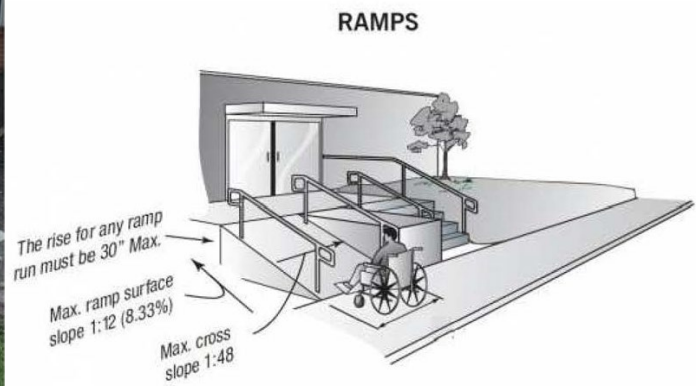
Budget Estimate: \$12,000.00

Recommendation:

Replace ramp. Enough length provided to ensure entire length less than 8% with proper landing at turn.

Barrier Priority:

2 (Important): Should be completed as soon as possible. (Includes findings that would remove barriers to the greatest number of people to your goods and services).



As Built: The ramps slope runs at 9% which exceeds the maximum running slope (direction of travel) allowable of 8.33%. Ramps should have the least possible slope but in no case more than 8.3% (1:12).

Citation: 2010 ADAS Section 405.2

Ramp runs shall have a running slope not steeper than 1:12.

Front Entry: Lat: 36.2875300000; Long: -88.7499900000

Finding: 4

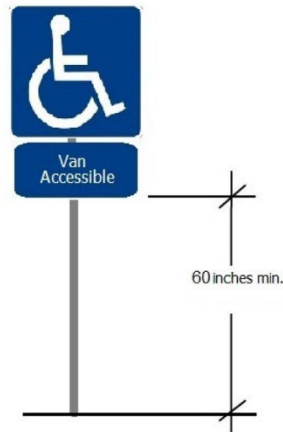
Budget Estimate: \$500.00

Recommendation:

Install signage.

Barrier Priority:

4 (Low): Should be completed as soon as possible due to being a technical violation but may not result in providing greater access to persons with disabilities. (Includes findings that are technically violations but provide a moderate to low increase in accessibility compared to the financial impact on the entity).



As Built: The required parking signage is missing.

Parking space identification signs shall include the International Symbol of Accessibility (ISA). Signs identifying van parking spaces shall contain the designation "van accessible." All signs shall be 60 inches minimum above the finish floor or ground surface measured to the bottom of the sign.

Citation: 2010 ADAS Section 502.6

Parking space identification signs shall include the International Symbol of Accessibility complying with 703.7.2.1. Signs identifying van parking spaces shall contain the designation "van accessible." Signs shall be 60 inches (1525 mm) minimum above the finish floor or ground surface measured to the bottom of the sign.

Findings with No Area Description: Lat: 36.2846500000; Long: -88.7499800000

Finding: 5

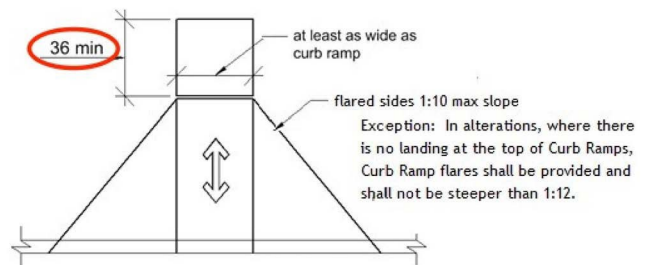
Budget Estimate: \$1,200.00

Recommendation:

Replace ramp and wings.

Barrier Priority:

2 (Important): Should be completed as soon as possible. (Includes findings that would remove barriers to the greatest number of people to your goods and services).



As Built: Relocate and replace curb ramp. The top of the curb ramp does not have a level landing.

A level landing 36 inches in deep shall be provided at the upper end of each curb ramp over its full width to permit safe egress from the ramp surface. The landing clear width shall be at least as wide as the Curb Ramp, excluding flared sides, leading to the landing.

Citation: 2010 ADAS Section 406.4

Landings shall be provided at the tops of curb ramps. The landing clear length shall be 36 inches (915 mm) minimum. The landing clear width shall be at least as wide as the curb ramp, excluding flared sides, leading to the landing.

Findings with No Area Description: Lat: 36.2845200000; Long: -88.7502100000

Finding: 6

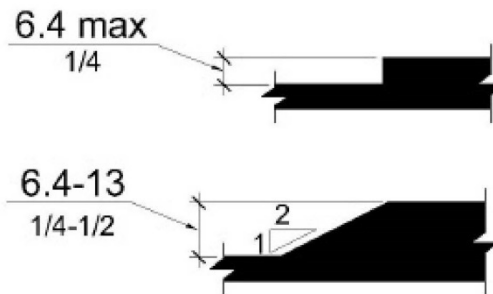
Budget Estimate: \$300.00

Recommendation:

Replace 5'x5' section of sidewalk.

Barrier Priority:

3 (Moderate): Should be completed as soon as possible, but there may be other items that will provide greater access to persons with disabilities. (Includes findings that have a high financial impact on the entity in relationship to the degree of access provided).



As Built: The surface of the pedestrian access route has vertical discontinuities greater than 1/2 inch or between 1/4 inch and 1/2 inch that are not beveled.

Vertical surface discontinuities shall be 0.5 inch maximum. Vertical surface discontinuities between 0.25 inch and 0.5 inch shall be beveled with a slope not steeper than 50 percent. The bevel shall be applied across the entire vertical surface discontinuity.

Citation: 2011 PROWAG Section R302.7.2

Vertical surface discontinuities shall be 13 mm (0.5 in) maximum. Vertical surface discontinuities between 6.4 mm (0.25 in) and 13 mm (0.5 in) shall be beveled with a slope not steeper than 50 percent. The bevel shall be applied across the entire vertical surface discontinuity. Advisory R302.7.2 Vertical Surface Discontinuities. The allowance for vertical surface discontinuities is for occasional expansion joints and objects such as utility covers, vault frames, and gratings that cannot be located in another portion of the sidewalk outside the pedestrian access route. However, objects such as utility covers, vault frames, and gratings should not be located on curb ramp runs, blended transitions, turning spaces, or gutter areas within the pedestrian access route. This may not always be possible in alterations, but should be avoided wherever possible. Vertical surface discontinuities between unit pavers should be minimized.

Side Entry: Lat: 36.2875300000; Long: -88.7499900000

Finding: 7

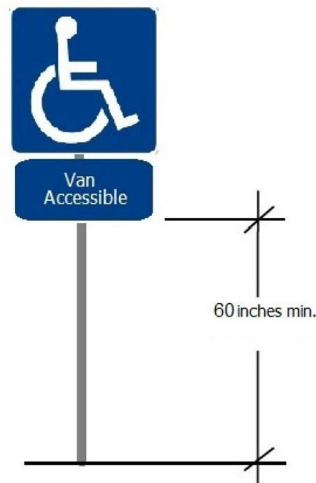
Budget Estimate: \$500.00

Recommendation:

Install signage.

Barrier Priority:

4 (Low): Should be completed as soon as possible due to being a technical violation but may not result in providing greater access to persons with disabilities. (Includes findings that are technical violations but provide a moderate to low increase in accessibility compared to the financial impact on the entity).



As Built: The required parking signage is missing.

Parking space identification signs shall include the International Symbol of Accessibility (ISA). Signs identifying van parking spaces shall contain the designation "van accessible." All signs shall be 60 inches minimum above the finish floor or ground surface measured to the bottom of the sign.

Citation: 2010 ADAS Section 502.6

Parking space identification signs shall include the International Symbol of Accessibility complying with 703.7.2.1. Signs identifying van parking spaces shall contain the designation "van accessible." Signs shall be 60 inches (1525 mm) minimum above the finish floor or ground surface measured to the bottom of the sign.

Findings with No Area Description: Lat: 36.2844400000; Long: -88.7502000000

Finding: 8

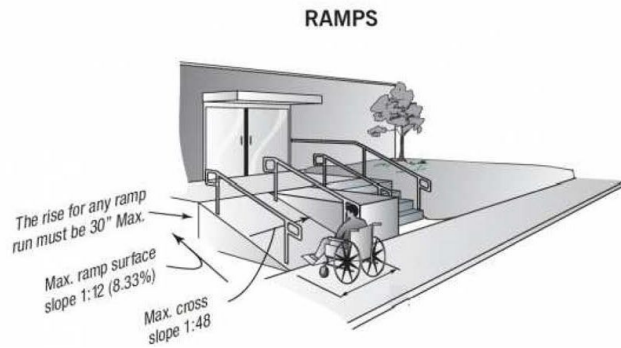
Budget Estimate: \$8,000.00

Recommendation:

Replace the ramp.

Barrier Priority:

3 (Moderate): Should be completed as soon as possible, but there may be other items that will provide greater access to persons with disabilities. (Includes findings that have a high financial impact on the entity in relationship to the degree of access provided).



As Built: The ramps slope runs at 9.4%, which exceeds the maximum running slope (direction of travel) allowable of 8.33%. Ramps should have the least possible slope but in no case more than 8.3% (1:12).

Citation: 2010 ADAS Section 405.2

Ramp runs shall have a running slope not steeper than 1:12.

Findings with No Area Description: Lat: 36.2875300000; Long: -88.7499900000

Finding: 9

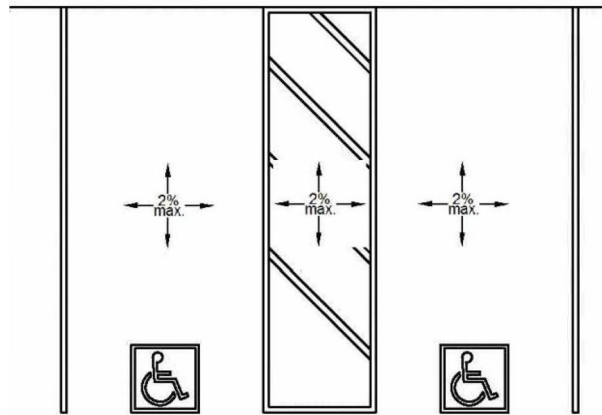
Budget Estimate: \$5,500.00

Recommendation:

Remove and replace spaces to less than 2% in all directions.

Barrier Priority:

2 (Important): Should be completed as soon as possible. (Includes findings that would remove barriers to the greatest number of people to your goods and services).



As Built: The running slope (long dimension) of the accessible parking stall varies up to 4.4%, which exceeds the 2% maximum.

The running slope in an accessible parking stall and the access aisle must not exceed 2%.

Citation: 2010 ADAS Section 502.4

Parking spaces and access aisles serving them shall comply with 302. Access aisles shall be at the same level as the parking spaces they serve. Changes in level are not permitted.

Findings with No Area Description: Lat: 36.2847700000; Long: -88.7505500000

Finding: 10

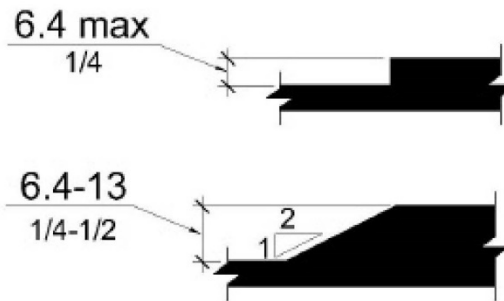

Budget Estimate: \$400.00

Recommendation:

Replace approximately 30 SF.

Barrier Priority:

3 (Moderate): Should be completed as soon as possible, but there may be other items that will provide greater access to persons with disabilities. (Includes findings that have a high financial impact on the entity in relationship to the degree of access provided).



As Built: The surface of the pedestrian access route has vertical discontinuities greater than 1/2 inch or between 1/4 inch and 1/2 inch that are not beveled.

Vertical surface discontinuities shall be 0.5 inch maximum. Vertical surface discontinuities between 0.25 inch and 0.5 inch shall be beveled with a slope not steeper than 50 percent. The bevel shall be applied across the entire vertical surface discontinuity.

Citation: 2011 PROWAG Section R302.7.2

Vertical surface discontinuities shall be 13 mm (0.5 in) maximum. Vertical surface discontinuities between 6.4 mm (0.25 in) and 13 mm (0.5 in) shall be beveled with a slope not steeper than 50 percent. The bevel shall be applied across the entire vertical surface discontinuity. Advisory R302.7.2 Vertical Surface Discontinuities. The allowance for vertical surface discontinuities is for occasional expansion joints and objects such as utility covers, vault frames, and gratings that cannot be located in another portion of the sidewalk outside the pedestrian access route. However, objects such as utility covers, vault frames, and gratings should not be located on curb ramp runs, blended transitions, turning spaces, or gutter areas within the pedestrian access route. This may not always be possible in alterations but should be avoided wherever possible. Vertical surface discontinuities between unit pavers should be minimized.

Findings with No Area Description: Lat: 36.2875300000; Long: -88.7499900000

Finding: 11

Budget Estimate: \$750.00

Recommendation:

Provide signs at all non-accessible entrances.

Barrier Priority:

2 (Important): Should be completed as soon as possible. (Includes findings that would remove barriers to the greatest number of people to your goods and services).



As Built: There is no International Symbol of Accessibility at this entrance.

In existing buildings and facilities where not all entrances are accessible doors that are accessible shall be identified by the International Symbol of Accessibility. Directional signs that indicate the location of the nearest accessible entrance shall be provided at entrances that are not accessible. Directional signs including the International Symbol of Accessibility indicating the accessible route to the nearest accessible entrance shall be provided at junctions when the accessible route diverges from the regular circulation path.

Citation: 2010 ADAS Section 216.6

Where not all entrances comply with 404, entrances complying with 404 shall be identified by the International Symbol of Accessibility complying with 703.7.2.1. Directional signs complying with 703.5 that indicate the location of the nearest entrance complying with 404 shall be provided at entrances that do not comply with 404.

Findings with No Area Description: Lat: 36.2856300000; Long: -88.7501100000

Finding: 12

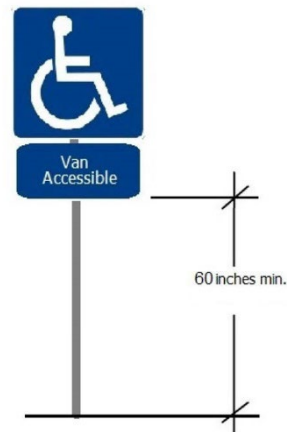
Budget Estimate: \$250.00

Recommendation:

Replace signage.

Barrier Priority:

4 (Low): Should be completed as soon as possible due to being a technical violation but may not result in providing greater access to persons with disabilities. (Includes findings that are technical violations but provide a moderate to low increase in accessibility compared to the financial impact on the entity).



As Built: The parking sign is mounted too low.

Parking space identification signs shall include the International Symbol of Accessibility. Signs identifying van parking spaces shall contain the designation "van accessible." Signs shall be 60 inches minimum above the finish floor or ground surface measured to the bottom of the sign.

Citation: 2010 ADAS Section 502.6

Parking space identification signs shall include the International Symbol of Accessibility complying with 703.7.2.1. Signs identifying van parking spaces shall contain the designation "van accessible." Signs shall be 60 inches (1525 mm) minimum above the finish floor or ground surface measured to the bottom of the sign.

Findings with No Area Description: Lat: 36.2855300000; Long: -88.7500800000

Finding: 13

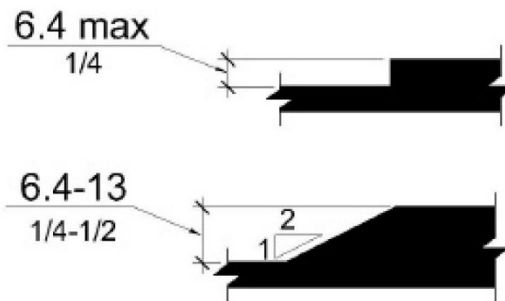
Budget Estimate: \$400.00

Recommendation:

Replace approximately 30 SF of asphalt surface.

Barrier Priority:

3 (Moderate): Should be completed as soon as possible, but there may be other items that will provide greater access to persons with disabilities. (Includes findings that have a high financial impact on the entity in relationship to the degree of access provided).



As Built: The surface of the pedestrian access route has vertical discontinuities greater than 1/2 inch or between 1/4 inch and 1/2 inch that are not beveled.

Vertical surface discontinuities shall be 0.5 inch maximum. Vertical surface discontinuities between 0.25 inch and 0.5 inch shall be beveled with a slope not steeper than 50 percent. The bevel shall be applied across the entire vertical surface discontinuity

Citation: 2011 PROWAG Section R302.7.2

Vertical surface discontinuities shall be 13 mm (0.5 in) maximum. Vertical surface discontinuities between 6.4 mm (0.25 in) and 13 mm (0.5 in) shall be beveled with a slope not steeper than 50 percent. The bevel shall be applied across the entire vertical surface discontinuity. Advisory R302.7.2 Vertical Surface Discontinuities. The allowance for vertical surface discontinuities is for occasional expansion joints and objects such as utility covers, vault frames, and gratings that cannot be located in another portion of the sidewalk outside the pedestrian access route. However, objects such as utility covers, vault frames, and gratings should not be located on curb ramp runs, blended transitions, turning spaces, or gutter areas within the pedestrian access route. This may not always be possible in alterations, but should be avoided wherever possible. Vertical surface discontinuities between unit pavers should be minimized.

Findings with No Area Description: Lat: 36.2855900000; Long: -88.7501800000

Finding: 14

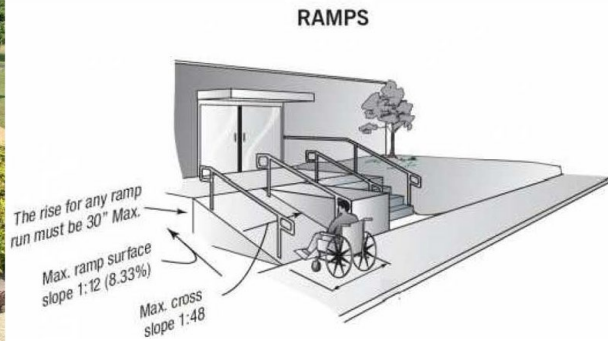
Budget Estimate: \$8,000.00

Recommendation:

Replace ramp.

Barrier Priority:

2 (Important): Should be completed as soon as possible. (Includes findings that would remove barriers to the greatest number of people to your goods and services).



As Built: The ramps slope varies from 8.5-9.4%, which exceeds the maximum running slope (direction of travel) allowable of 8.33%. Ramps should have the least possible slope but in no case more than 8.3% (1:12).

Citation: 2010 ADAS Section 405.2

Ramp runs shall have a running slope not steeper than 1:12.

Findings with No Area Description: Lat: 36.2855800000; Long: -88.7501200000

Finding: 15

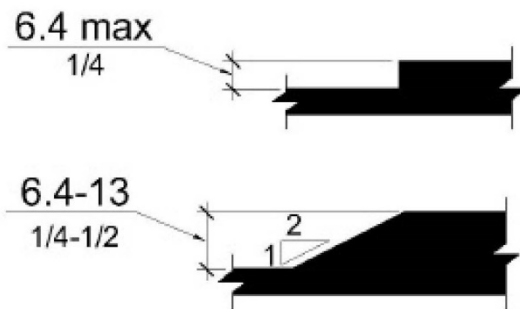

Budget Estimate: Included in Finding #4.

Recommendation:

Ensure flush when replacing ramp.

Barrier Priority:

N/A



As Built: The surface of the pedestrian access route has vertical discontinuities greater than 1/2 inch or between 1/4 inch and 1/2 inch that are not beveled.

Vertical surface discontinuities shall be 0.5 inch maximum. Vertical surface discontinuities between 0.25 inch and 0.5 inch shall be beveled with a slope not steeper than 50 percent. The bevel shall be applied across the entire vertical surface discontinuity.

Citation: 2011 PROWAG Section R302.7.2

Vertical surface discontinuities shall be 13 mm (0.5 in) maximum. Vertical surface discontinuities between 6.4 mm (0.25 in) and 13 mm (0.5 in) shall be beveled with a slope not steeper than 50 percent. The bevel shall be applied across the entire vertical surface discontinuity. Advisory R302.7.2 Vertical Surface Discontinuities. The allowance for vertical surface discontinuities is for occasional expansion joints and objects such as utility covers, vault frames, and gratings that cannot be located in another portion of the sidewalk outside the pedestrian access route. However, objects such as utility covers, vault frames, and gratings should not be located on curb ramp runs, blended transitions, turning spaces, or gutter areas within the pedestrian access route. This may not always be possible in alterations, but should be avoided wherever possible. Vertical surface discontinuities between unit pavers should be minimized.

Findings with no area description; Lat: 36.2859300000, Long: -88.7501100000

Finding: 16

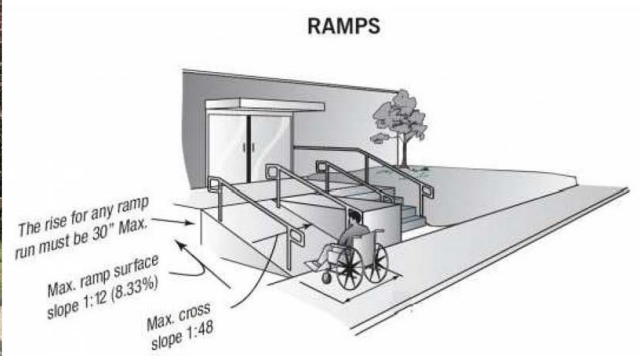
Budget Estimate: \$8,000.00

Recommendation:

Replace ramp.

Barrier Priority:

N/A



As Built: The ramps slope exceeds the maximum running slope (direction of travel) allowable of 8.33%. Ramps should have the least possible slope but in no case more than 8.3% (1:12).

Citation: 2010 ADAS Section 405.2

Ramp runs shall have a running slope not steeper than 1:12.

Findings with No Area Description: Lat: 36.2875300000; Long: -88.7499900000

Finding: 17

Budget Estimate: \$3,000.00

Recommendation:

Replace sidewalk.

Barrier Priority:

N/A



As Built: The cross slope of the pedestrian access route varies up to 7%, which is excessive.

The cross slope of pedestrian access routes shall be 2 percent maximum.

Citation: 2011 PROWAG Section R302.6

Except as provided in R302.6.1 and R302.6.2 (Pedestrian Street Crossings Without Yield or Stop Control and Midblock Pedestrian Street Crossings), the cross slope of pedestrian access routes shall be 2 percent maximum.

Advisory R302.6 Cross Slope. The cross slope requirements in R302.6 apply to sidewalks and other pedestrian circulation paths, pedestrian street crossings and at-grade rail crossings, and pedestrian overpasses and underpasses and similar structures (see R302.2). The cross slope of the pedestrian access route is measured perpendicular to the direction of pedestrian travel. Cross slope requirements are contained in R304.5.3 for curb ramps and blended transitions, and in R407.3 for ramps

Findings with No Area Description: Lat: 36.2856000000; Long: -88.7505400000

Finding: 18

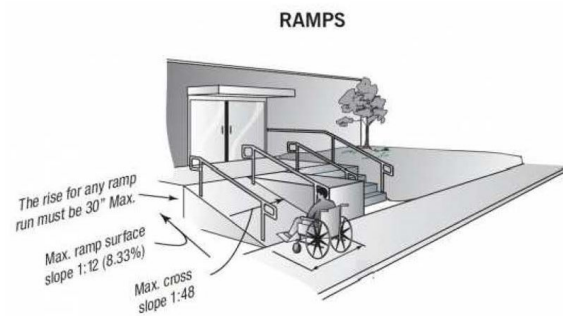
Budget Estimate: \$6,000.00

Recommendation:

Replace the ramp.

Barrier Priority:

3 (Moderate): Should be completed as soon as possible, but there may be other items that will provide greater access to persons with disabilities. (Includes findings that have a high financial impact on the entity in relationship to the degree of access provided).



As Built: The ramps slope is at 9.4% which exceeds the maximum running slope (direction of travel) allowable of 8.33%. Ramps should have the least possible slope but in no case more than 8.3% (1:12).

Citation: 2010 ADAS Section 405.2

Ramp runs shall have a running slope not steeper than 1:12.

Findings with No Area Description: Lat: 36.2851800000; Long: -88.7508200000

Finding: 19

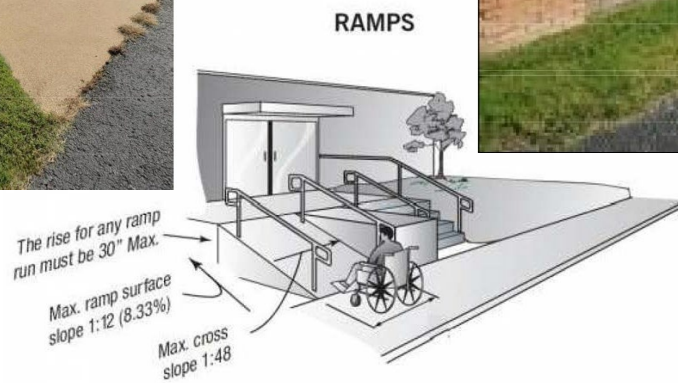
Budget Estimate: \$15,000.00

Recommendation:

Replace the ramp.

Barrier Priority:

2 (Important): Should be completed as soon as possible. (Includes findings that would remove barriers to the greatest number of people to your goods and services).



As Built: The ramps slope varies from 9.2-9.6%, which exceeds the maximum running slope (direction of travel) allowable of 8.33%. Ramps should have the least possible slope but in no case more than 8.3% (1:12).

Citation: 2010 ADAS Section 405.2

Ramp runs shall have a running slope not steeper than 1:12.

PROJECT & BUDGET RECOMMENDATIONS

FINDINGS & RECOMMENDATIONS – WEAKLEY COUNTY NURSING HOME

The existing Weakley County Trustee Office has significant ADA compliance deficiencies. After discussion with the City, the decision was made to provide an accessible entry way and accessible parking spaces with appropriate signage, to provide a compliant public restroom, and to lower specific fire extinguishers, fire alarm pulls, and hand sanitizers throughout the building. The remainder of the facility will remain as currently designed.

PRIORITY 1 (High)			
Estimated Cost	Location	Finding	Distress / Description / Recommendation
\$19,387.00	Total		
\$18,187.00	Corridor	11	Cut out 3' (width) section and replace with new counter at 36" AFF with minimum 17" countertop overhang depth.
\$1,200.00	No Area Description	1	Replace ramp and wings.

PRIORITY 2 (Important)			
Estimated Cost	Location	Finding	Distress / Description / Recommendation
\$60,637.50	Total		
\$18,187.50	Corridor	12	Refer to Finding 11 for recommendation and budget.
\$0.00	Corridor	19	Modify or rebuild a 3' section to provide knee clearance. Included in Finding 18.
\$12,000.00	No Area Description	3	Replace ramp. Enough length provided to ensure entire length less than 8% with proper landing at turn.
\$1,200.00	No Area Description	5	Replace ramp and wings.
\$5,500.00	No Area Description	9	Remove and replace spaces to less than 2% in all directions.
\$750.00	No Area Description	11	Provide signs at all non-accessible entrance.
\$8,000.00	No Area Description	14	Replace the ramp.
\$15,000.00	No Area Description	19	Replace the ramp.

PRIORITY 3 (Moderate)			
Estimated Cost	Location	Finding	Distress / Description / Recommendation
\$208,935.00	Total		
\$20,725.00	Physical Therapy	1	Further design required - Alcove will not comply with current drinking fountain location and room entrance door swing.
\$3,900.00	Physical Therapy	2	Lower pull Station for top of all operable components to be 48" Max AFF.
\$1,200.00	Physical Therapy	3	Lower hand sanitizer for all operable components to be 48" max AFF.
\$5,700.00	Physical Therapy	4	Remove existing sink and sink base cabinet, install new wall mounted countertop with sink. Rim of sink to be 34" max AFF.
Included in Finding 4	Physical Therapy	5	Remove existing sink and sink base cabinet, install new wall mounted countertop with sink. Rim of sink to be 34" max AFF.
\$1,200.00	Physical Therapy	6	Lower fire extinguisher for handle to be 48" max AFF.
\$1,950.00	South Exit	7	Lower fire alarm pull for all operable components to be 48" max AFF.
\$21,892.50	ADA Restroom	8	Further design required.
\$2,400.00	Corridor	9	Lower fire extinguisher for handle to be 48" max AFF.
\$1,200.00	Corridor	10	Lower hand sanitizer for handle to be 48" Max AFF.
\$1,200.00	Corridor	13	Lower fire extinguisher for handle to be 48" max AFF.
\$1,200.00	Corridor	14	Lower fire extinguisher for handle to be 48" max AFF.
\$1,200.00	Corridor	15	Lower fire extinguisher for handle to be 48" max AFF.
\$3,300.00	Corridor	16	Remove pedestal sink and replace with wall mounted sink.
\$20,725.00	Corridor	17	Install new drinking fountain for knee to be 27 min AFF.
\$18,187.50	Corridor	18	Cut out 3' (width) section and replace with new counter at 36" AFF with minimum 17" countertop overhang depth.
\$1,200.00	Corridor	20	Lower fire extinguisher for handle to be 48" max AFF.
\$18,187.50	Corridor	21	Cut out 3' (width) section and replace with new counter at 36" AFF with minimum 17" countertop overhang depth.
\$1,200.00	Corridor	22	Lower fire extinguisher for handle to be 48" max AFF.

\$1,200.00	Corridor	23	Lower fire extinguisher for handle to be 48" max AFF.
\$1,200.00	Corridor	24	Lower fire extinguisher for handle to be 48" max AFF.
\$2,400.00	North Shower Room	25	Lower Shower wand holster to 48" max AFF.
\$21,892.50	West Restroom	26	Further redesign is necessary.
\$20,725.00	West Corridor	27	Install new drinking fountain with proper knee clearance.
\$1,200.00	West Corridor	28	Lower fire extinguisher for handle to be 48" max AFF.
\$1,200.00	Kitchen	29	Lower fire extinguisher for handle to be 48" max AFF.
\$1,200.00	Cafeteria	30	Lower soap dispenser for push release to be 48" max AFF.
\$1,200.00	Cafeteria	31	Lower fire extinguisher for handle to be 48" max AFF.
\$3,300.00	Cafeteria	32	Install new wall mounted sink to have knee and toe clearance.
\$750.00	No Area Description	2	Replace 5'x12' section of sidewalk.
\$300.00	No Area Description	6	Replace 5'x5' section of walkway.
\$8,000.00	No Area Description	8	Replace the ramp.
\$400.00	No Area Description	10	Replace approximately 30 SF of walkway.
\$400.00	No Area Description	13	Replace approximately 30 SF of asphalt.
Included with Finding 14	No Area Description	15	Ensure flush when replacing ramp.
\$8,000.00	No Area Description	16	Replace the ramp.
\$3,000.00	No Area Description	17	Replace sidewalk.
\$6,000.00	No Area Description	18	Replace the ramp.

PRIORITY 4 (Low)			
Estimated Cost	Location	Finding	Distress / Description / Recommendation
\$1,250.00	Total		
\$500.00	Front Entry	4	Install signage.
\$500.00	Side Entry	7	Install signage.
\$250.00	No Area Description	12	Replace signage.

Gleason School

1992 State Championship Road, Gleason, TN 38229



Architectural Findings

Lobby

Finding: 1

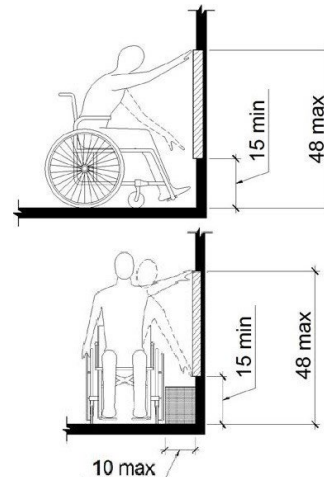

Budget Estimate: \$1,950.00

Recommendation:

Lower fire alarm pull station for top to be 48" max AFF.

Barrier Priority:

3 (Moderate): Should be completed as soon as possible, but there may be other items that will provide greater access to persons with disabilities. (Includes findings that have a high financial impact on the entity in relationship to the degree of access provided).



As Built: The fire alarm pull station is positioned too high for either a side or front approach.

Where a clear floor or ground space allows a parallel approach to an element and the side reach is unobstructed, the high side reach shall be 48 inches maximum and the low side reach shall be 15 inches minimum above the finish floor or ground.

Where a forward reach is unobstructed, the high forward reach shall be 48 inches maximum and the low forward reach shall be 15 inches minimum above the finish floor or ground.

Citation: 2010 ADAS Section 308.1
Reach ranges shall comply with 308.

Lobby

Finding: 2

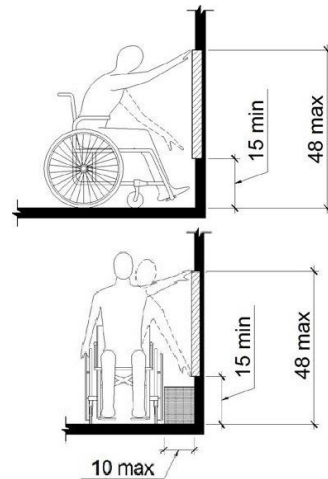
Budget Estimate: \$1,275.00

Recommendation:

Lower push to exit device to 48" max AFF.

Barrier Priority:

3 (Moderate): Should be completed as soon as possible, but there may be other items that will provide greater access to persons with disabilities. (Includes findings that have a high financial impact on the entity in relationship to the degree of access provided).



As Built: The push to exit device is not positioned correctly for either a side or front approach.

Where a clear floor or ground space allows a parallel or front approach and the side reach is unobstructed, the high side reach shall be 48 inches maximum above the finish floor or ground and the low side reach shall be 15 inches minimum above the finish floor or ground.

Citation: 2010 ADAS Section 308.2.1

Where a forward reach is unobstructed, the high forward reach shall be 48 inches (1220 mm) maximum and the low forward reach shall be 15 inches (380 mm) minimum above the finish floor or ground.

2010 ADAS Section 308.3.1

Where a clear floor or ground space allows a parallel approach to an element and the side reach is unobstructed, the high side reach shall be 48 inches (1220 mm) maximum and the low side reach shall be 15 inches (380 mm) minimum above the finish floor or ground.

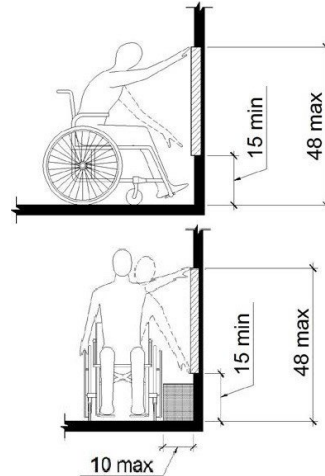
Lobby

Finding: 3

Budget Estimate: \$4,125.00

Recommendation: Lower fire alarm annunciator to 48" max AFF

Barrier Priority: 3 (Moderate): Should be completed as soon as possible, but there may be other items that will provide greater access to persons with disabilities. (Includes findings that have a high financial impact on the entity in relationship to the degree of access provided).



As Built: The fire alarm annunciator is not positioned correctly for either a side or front approach.

Where a clear floor or ground space allows a parallel or front approach and the side reach is unobstructed, the high side reach shall be 48 inches maximum above the finish floor or ground and the low side reach shall be 15 inches minimum above the finish floor or ground.

Citation: 2010 ADAS Section 308.2.1

Where a forward reach is unobstructed, the high forward reach shall be 48 inches (1220 mm) maximum and the low forward reach shall be 15 inches (380 mm) minimum above the finish floor or ground.

2010 ADAS Section 308.3.1

Where a clear floor or ground space allows a parallel approach to an element and the side reach is unobstructed, the high side reach shall be 48 inches (1220 mm) maximum and the low side reach shall be 15 inches (380 mm) minimum above the finish floor or ground.

Corridor

Finding: 4

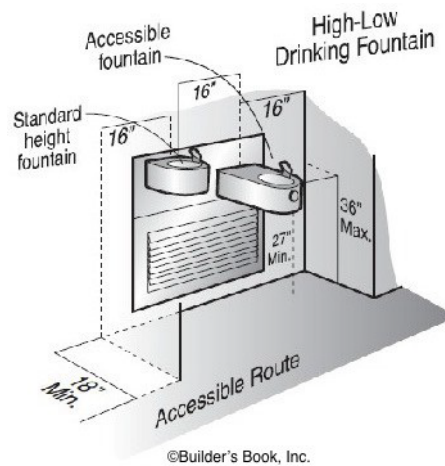

Budget Estimate: \$20,275.00

Recommendation:

Further design required to accommodate alcove for drinking fountains.

Barrier Priority:

3 (Moderate): Should be completed as soon as possible, but there may be other items that will provide greater access to persons with disabilities. (Includes findings that have a high financial impact on the entity in relationship to the degree of access provided).



As Built: The drinking fountain is noncompliant.

Spout outlets shall be 36 inches maximum above the finish floor or ground and be located 15 inches minimum from the vertical support and 5 inches maximum from the front edge of the unit, including bumpers. The spout shall provide a flow of water at least 4 inches high minimum and shall be located 5 inches maximum from the front of the unit. The angle of the water stream shall be measured horizontally relative to the front face of the unit. Where spouts are located less than 3 inches of the front of the unit, the angle of the water stream shall be 30 degrees maximum. Where spouts are located between 3 inches and 5 inches maximum from the front of the unit, the angle of the water stream shall be 15 degrees maximum. On an accessible drinking fountain with a round or oval bowl, the spout must be positioned so the flow of water is within 3 inches of the front edge of the fountain.

Citation: 2010 ADAS Section 602.1

Drinking fountains shall comply with 307 and 602.

Corridor

Finding: 5

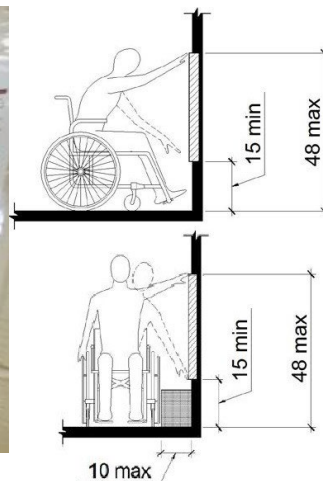
Budget Estimate: \$1,200.00

Recommendation:

Lower defibrillator for handle to be 48" max AFF.

Barrier Priority:

3 (Moderate): Should be completed as soon as possible, but there may be other items that will provide greater access to persons with disabilities. (Includes findings that have a high financial impact on the entity in relationship to the degree of access provided).



As Built: The fire alarm pull station is positioned too high for either a side or front approach.

Where a clear floor or ground space allows a parallel approach to an element and the side reach is unobstructed, the high side reach shall be 48 inches maximum and the low side reach shall be 15 inches minimum above the finish floor or ground.

Where a forward reach is unobstructed, the high forward reach shall be 48 inches maximum and the low forward reach shall be 15 inches minimum above the finish floor or ground.

Citation: 2010 ADAS Section 308.1
Reach ranges shall comply with 308.

Corridor

Finding: 6

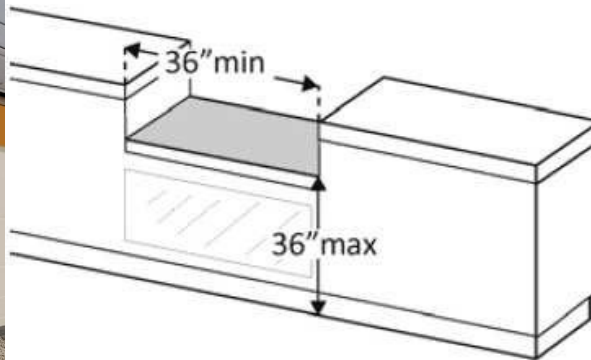
Budget Estimate: \$18,187.50

Recommendation:

Modify casework design to be compliant.

Barrier Priority:

3 (Moderate): Should be completed as soon as possible, but there may be other items that will provide greater access to persons with disabilities. (Includes findings that have a high financial impact on the entity in relationship to the degree of access provided).



As Built: The counter is too high.

A portion of the counter surface that is 36 inches long minimum and 36 inches high maximum above the finish floor shall be provided. Knee and toe space must be provided for a forward approach. A 30 inch by 48 inch clear floor space on an accessible route must be provided for either a forward or parallel approach.

Citation: 2010 ADAS Section 904.4.2

A portion of the counter surface that is 30 inches (760 mm) long minimum and 36 inches (915 mm) high maximum shall be provided. Knee and toe space complying with 306 shall be provided under the counter. A clear floor or ground space complying with 305 shall be positioned for a forward approach to the counter.

2010 ADAS Section 904.4.1

A portion of the counter surface that is 36 inches (915 mm) long minimum and 36 inches (915 mm) high maximum above the finish floor shall be provided. A clear floor or ground space complying with 305 shall be positioned for a parallel approach adjacent to the 36 inch (915 mm) minimum length of counter.

Corridor

Finding: 7

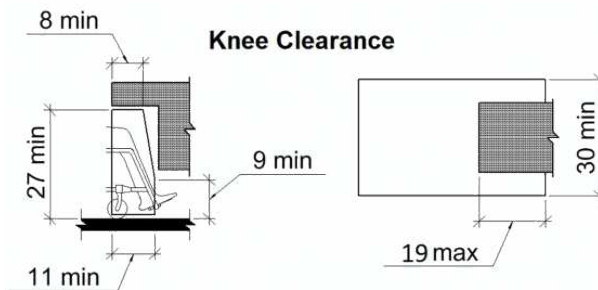
Budget Estimate: Included in Finding 6

Recommendation:

Redesign casework to be compliant.

Barrier Priority:

3 (Moderate): Should be completed as soon as possible, but there may be other items that will provide greater access to persons with disabilities. (Includes findings that have a high financial impact on the entity in relationship to the degree of access provided).



As Built: The knee clearance does not extend a minimum 8 inches under the element at 27 inches above the finished floor and/or 11 inches minimum at 9 inches above the floor.

Space under an element between 9 inches and 27 inches above the finish floor or ground shall be considered knee clearance. Knee clearance shall extend 25 inches maximum under an element at 9 inches above the finish floor or ground. Knee clearance shall be 11 inches deep minimum at 9 inches above the finish floor or ground, and 8 inches deep minimum at 27 inches above the finish floor or ground. Knee clearance shall be 30 inches wide minimum.

Citation: 2010 ADAS Section 306.1

Where space beneath an element is included as part of clear floor or ground space or turning space, the space shall comply with 306. Additional space shall not be prohibited beneath an element but shall not be considered as part of the clear floor or ground space or turning space.

Corridor

Finding: 8

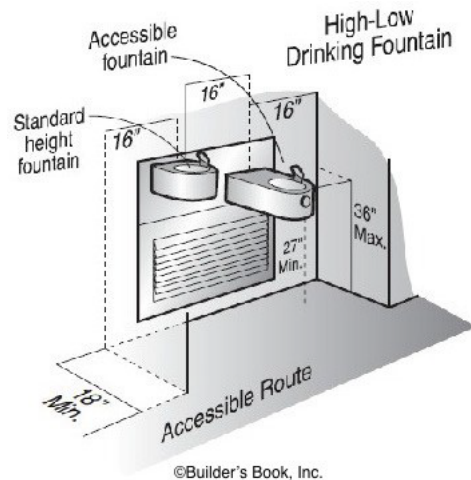
Budget Estimate: \$20,725.00

Recommendation:

Lower fountain / create alcove for cane detection.

Barrier Priority:

3 (Moderate): Should be completed as soon as possible, but there may be other items that will provide greater access to persons with disabilities. (Includes findings that have a high financial impact on the entity in relationship to the degree of access provided).



As Built: The drinking fountain is noncompliant.

Spout outlets shall be 36 inches maximum above the finish floor or ground and be located 15 inches minimum from the vertical support and 5 inches maximum from the front edge of the unit, including bumpers. The spout shall provide a flow of water at least 4 inches high minimum and shall be located 5 inches maximum from the front of the unit. The angle of the water stream shall be measured horizontally relative to the front face of the unit. Where spouts are located less than 3 inches of the front of the unit, the angle of the water stream shall be 30 degrees maximum. Where spouts are located between 3 inches and 5 inches maximum from the front of the unit, the angle of the water stream shall be 15 degrees maximum. On an accessible drinking fountain with a round or oval bowl, the spout must be positioned so the flow of water is within 3 inches of the front edge of the fountain.

Citation: 2010 ADAS Section 602.1

Drinking fountains shall comply with 307 and 602.

Reception

Finding: 9

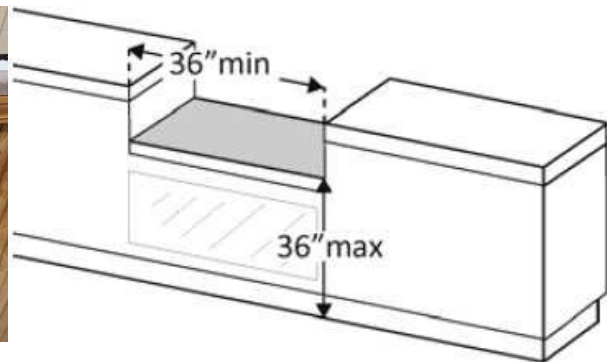
Budget Estimate: \$18,187.50

Recommendation:

Cut out 3' section with minimum 17" countertop overhang depth. Max height for counter to be 36".

Barrier Priority:

3 (Moderate): Should be completed as soon as possible, but there may be other items that will provide greater access to persons with disabilities. (Includes findings that have a high financial impact on the entity in relationship to the degree of access provided).



As Built: The counter is too high.

A portion of the counter surface that is 36 inches long minimum and 36 inches high maximum above the finish floor shall be provided. Knee and toe space must be provided for a forward approach. A 30 inch by 48 inch clear floor space on an accessible route must be provided for either a forward or parallel approach.

Citation: 2010 ADAS Section 904.4.2

A portion of the counter surface that is 30 inches (760 mm) long minimum and 36 inches (915 mm) high maximum shall be provided. Knee and toe space complying with 306 shall be provided under the counter. A clear floor or ground space complying with 305 shall be positioned for a forward approach to the counter.

2010 ADAS Section 904.4.1

A portion of the counter surface that is 36 inches (915 mm) long minimum and 36 inches (915 mm) high maximum above the finish floor shall be provided. A clear floor or ground space complying with 305 shall be positioned for a parallel approach adjacent to the 36 inch (915 mm) minimum length of counter.

Reception

Finding: 10

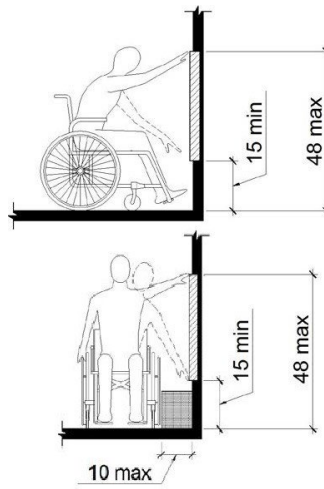
Budget Estimate: \$1,950.00

Recommendation:

Lower thermostat for all operable components to be 48" max AFF.

Barrier Priority:

3 (Moderate): Should be completed as soon as possible, but there may be other items that will provide greater access to persons with disabilities. (Includes findings that have a high financial impact on the entity in relationship to the degree of access provided).



As Built: The Thermostat is positioned too high for either a side or front approach.

Where a clear floor or ground space allows a parallel approach to an element and the side reach is unobstructed, the high side reach shall be 48 inches maximum and the low side reach shall be 15 inches minimum above the finish floor or ground.

Where a forward reach is unobstructed, the high forward reach shall be 48 inches maximum and the low forward reach shall be 15 inches minimum above the finish floor or ground.

Citation: 2010 ADAS Section 308.1
Reach ranges shall comply with 308.

General

Finding: 11

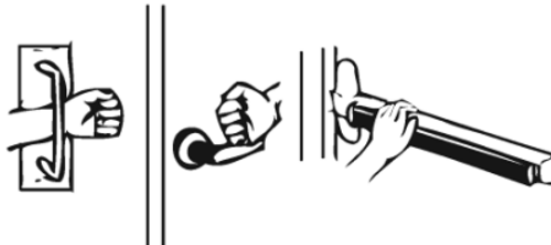

Budget Estimate: \$1,275.00

Recommendation:

Install lever type locksets throughout school.

Barrier Priority:

3 (Moderate): Should be completed as soon as possible, but there may be other items that will provide greater access to persons with disabilities. (Includes findings that have a high financial impact on the entity in relationship to the degree of access provided).



As Built: The door/gate operating hardware is not accessible.

Hand-activated door/gate opening hardware, handles, pulls, latches, locks, and other operating devices on accessible doors shall have a shape that is easy to grasp with one hand and does not require tight grasping, pinching, or twisting of the wrist to operate. Hardware shall be 34 inches minimum and 48 inches maximum above the finish floor or ground.

Citation: 2010 ADAS Section 404.2.7

Handles, pulls, latches, locks, and other operable parts on doors and gates shall comply with 309.4. Operable parts of such hardware shall be 34 inches (865 mm) minimum and 48 inches (1220 mm) maximum above the finish floor or ground. Where sliding doors are in the fully open position, operating hardware shall be exposed and usable from both sides.

General

Finding: 12

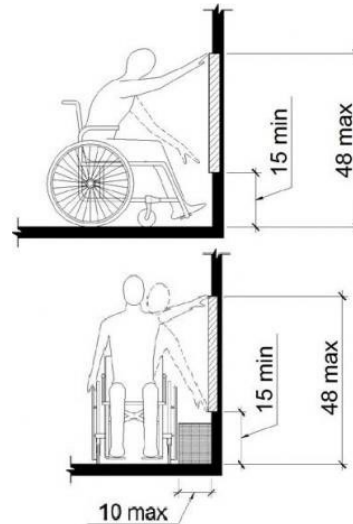
Budget Estimate: \$1,950.00

Recommendation:

Lower the light switch to 48" max AFF.

Barrier Priority:

3 (Moderate): Should be completed as soon as possible, but there may be other items that will provide greater access to persons with disabilities. (Includes findings that have a high financial impact on the entity in relationship to the degree of access provided).



As Built: The receptacle/switch is not positioned correctly for either a side or front approach.

Where a clear floor or ground space allows a parallel or front approach to a switch or receptacle and the side reach is unobstructed, the high side reach shall be 48 inches maximum above the finish floor or ground and the low side reach shall be 15 inches minimum above the finish floor or ground.

Citation: 2010 ADAS Section 308.2.1

Where a forward reach is unobstructed, the high forward reach shall be 48 inches (1220 mm) maximum and the low forward reach shall be 15 inches (380 mm) minimum above the finish floor or ground.

General

Finding: 13

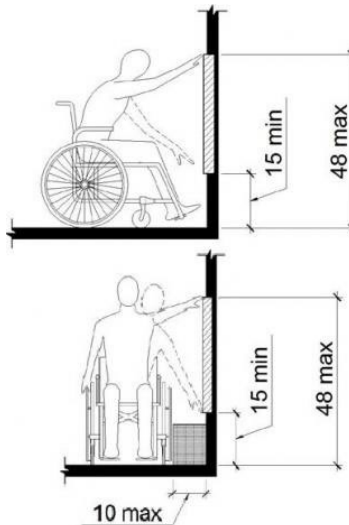
Budget Estimate: \$1,950.00

Recommendation:

Lower Equipment/Light Panel for all operable components to be 48" max AFF.

Barrier Priority:

3 (Moderate): Should be completed as soon as possible, but there may be other items that will provide greater access to persons with disabilities. (Includes findings that have a high financial impact on the entity in relationship to the degree of access provided).



As Built: The Equipment/Light Panel 48" to bottom is not positioned correctly for either a side or front approach.

Where a clear floor or ground space allows a parallel or front approach to a switch or receptacle and the side reach is unobstructed, the high side reach shall be 48 inches maximum above the finish floor or ground and the low side reach shall be 15 inches minimum above the finish floor or ground.

Citation: 2010 ADAS Section 308.2.1

Where a forward reach is unobstructed, the high forward reach shall be 48 inches (1220 mm) maximum and the low forward reach shall be 15 inches (380 mm) minimum above the finish floor or ground.

Staff Area

Finding: 14

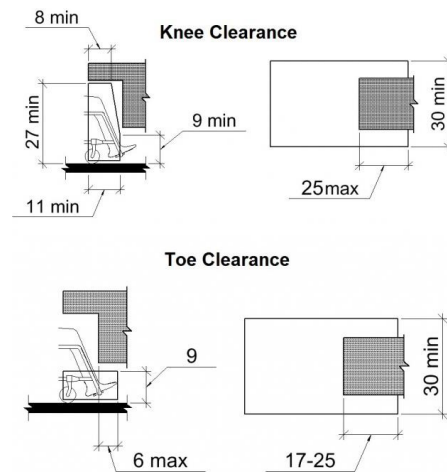
Budget Estimate: \$5,700.00

Recommendation:

Remove existing base cabinet and install new wall mounted countertop with sink. Rim of sink to be 34" max AFF.

Barrier Priority:

3 (Moderate): Should be completed as soon as possible, but there may be other items that will provide greater access to persons with disabilities. (Includes findings that have a high financial impact on the entity in relationship to the degree of access provided).



As Built: Knee and toe clearance has not been provided at the sink.

The knee clearance shall be 11 inches deep minimum at 9 inches above the finish floor or ground, and 8 inches deep minimum at 27 inches above the finish floor or ground.

The toe clearance is the space under the sink between the finish floor or ground and 9 inches above the finish floor 30 inches wide minimum. The toe clearance shall extend a minimum of 17 inches and a maximum of 25 inches underneath the sink.

Citation: 2010 ADAS Section 606.2

A clear floor space complying with 305, positioned for a forward approach, and knee and toe clearance complying with 306 shall be provided.

Staff Area

Finding: 15

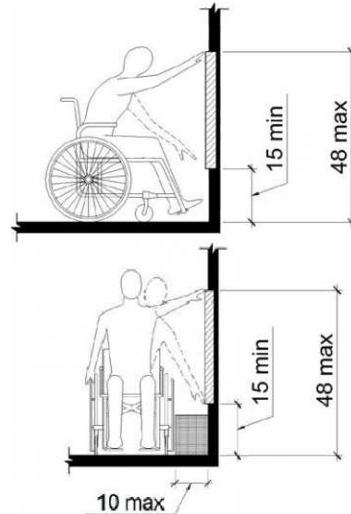
Budget Estimate: \$1,200.00

Recommendation:

Lower soap dispenser for all operable components to be 48" max AFF.

Barrier Priority:

3 (Moderate): Should be completed as soon as possible, but there may be other items that will provide greater access to persons with disabilities. (Includes findings that have a high financial impact on the entity in relationship to the degree of access provided).



As Built: The hand sanitizer dispenser's operation mechanism is too high off the floor. Dispensers must have all operable parts a maximum of 48 inches above the floor.

Citation: 2010 ADAS Section 308.2.1

Where a forward reach is unobstructed, the high forward reach shall be 48 inches (1220 mm) maximum and the low forward reach shall be 15 inches (380 mm) minimum above the finish floor or ground.

Principal's Restroom

Finding: 16

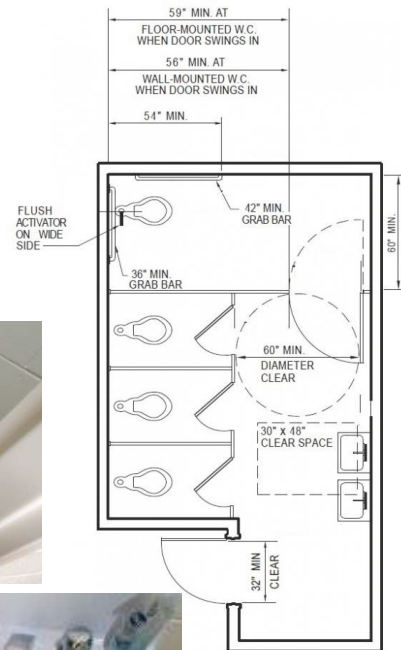

Budget Estimate: \$0.00

Recommendation:

This restroom can not be made compliant without enlarging the space. Cannot make compliant. Remove ADA signage.

Barrier Priority:

3 (Moderate): Should be completed as soon as possible, but there may be other items that will provide greater access to persons with disabilities. (Includes findings that have a high financial impact on the entry in relationship to the degree of access provided).



As Built: The restroom does not have the required minimum clear floor space or maneuvering clearances for the toilet. The restroom does not have the required minimum clear floor space or maneuvering clearances for the lavatory. The entry door does not contain the required minimum 60 inches maneuvering space on the pull side. The entry door encroaches into the required clear floor space for fixtures. No Grab bars installed. Toilet seat under 17". Lavatory doesn't have pipe insulation, incorrect faucet type, under 15" from wall. Paper Towel Dispenser 49" to bottom.

Citation: 2010 ADAS Section 213.2

Where toilet rooms are provided, each toilet room shall comply with 603. Where bathing rooms are provided, each bathing room shall comply with 603.

Library

Finding: 17

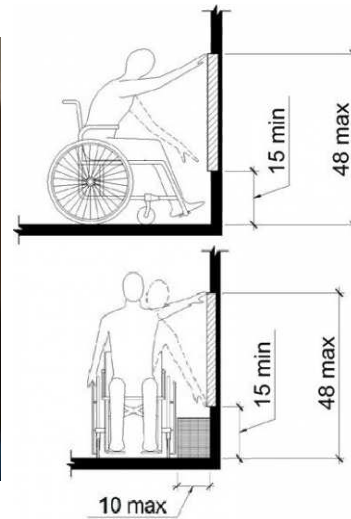
Budget Estimate: \$1,950.00

Recommendation:

Lower fire alarm pull station for top to be 48" max AFF.

Barrier Priority:

3 (Moderate): Should be completed as soon as possible, but there may be other items that will provide greater access to persons with disabilities. (Includes findings that have a high financial impact on the entity in relationship to the degree of access provided).



As Built: The fire alarm pull station is positioned too high for either a side or front approach.

Where a clear floor or ground space allows a parallel approach to an element and the side reach is unobstructed, the high side reach shall be 48 inches maximum and the low side reach shall be 15 inches minimum above the finish floor or ground.

Where a forward reach is unobstructed, the high forward reach shall be 48 inches maximum and the low forward reach shall be 15 inches minimum above the finish floor or ground.

Citation: 2010 ADAS Section 308.1
Reach ranges shall comply with 308.

Women's Restroom

Finding: 18

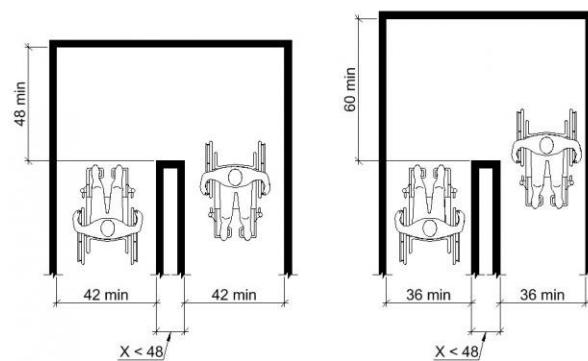
Budget Estimate: \$34,410.00

Recommendation:

Further design required to accommodate compliant restroom entrance.

Barrier Priority:

3 (Moderate): Should be completed as soon as possible, but there may be other items that will provide greater access to persons with disabilities. (Includes findings that have a high financial impact on the entity in relationship to the degree of access provided).



As Built: The route of travel does not meet minimum width requirements around the turn.

Where the accessible route makes a 180 degree turn around an element which is less than 48 inches wide, clear width shall be 42 inches minimum approaching the turn, 48 inches minimum at the turn and 42 inches minimum leaving the turn. Where the clear width at the turn is 60 inches minimum a clear width 36 inches minimum approaching the turn and 36 inches minimum at the turn is acceptable.

Citation: 2010 ADAS Section 403.5.2

Where the accessible route makes a 180 degree turn around an element which is less than 48 inches (1220 mm) wide, clear width shall be 42 inches (1065 mm) minimum approaching the turn, 48 inches (1220 mm) minimum at the turn and 42 inches (1065 mm) minimum leaving the turn.

Women's Restroom

Finding: 19

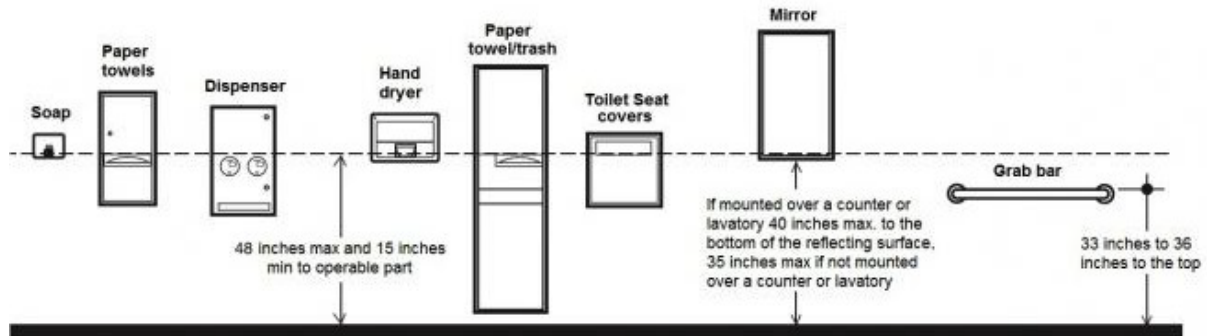
Budget Estimate: \$1,200.00

Recommendation:

Lower paper towel dispenser for all operable dispenser to be 48" max AFF.

Barrier Priority:

3 (Moderate): Should be completed as soon as possible, but there may be other items that will provide greater access to persons with disabilities. (Includes findings that have a high financial impact on the entity in relationship to the degree of access provided).



As Built: The paper towel dispenser's operation mechanism is too high off the floor. Dispensers must have all operable parts a maximum of 48 inches above the floor.

Citation: 2010 ADAS Section 308.2.1

Where a forward reach is unobstructed, the high forward reach shall be 48 inches (1220 mm) maximum and the low forward reach shall be 15 inches (380 mm) minimum above the finish floor or ground.

Women's Restroom

Finding: 20

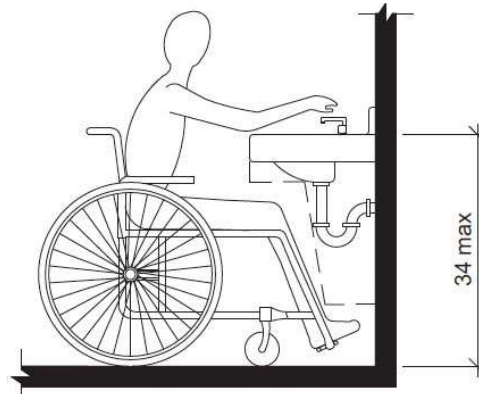
Budget Estimate: \$3,300.00

Recommendation:

Remove existing base cabinet and install new wall mounted countertop with sink. Rim of sink to be 34" max AFF.

Barrier Priority:

3 (Moderate): Should be completed as soon as possible, but there may be other items that will provide greater access to persons with disabilities. (Includes findings that have a high financial impact on the entity in relationship to the degree of access provided).



As Built: The top rim of the lavatory is too high.

All lavatories that are designated to be accessible shall be a minimum 17 inches in horizontal depth and mounted with the rim or counter edge no higher than 34 inches above the finished floor.

Citation: 2010 ADAS Section 606.3

Lavatories and sinks shall be installed with the front of the higher of the rim or counter surface 34 inches (865 mm) maximum above the finish floor or ground.

Women's Restroom

Finding: 21

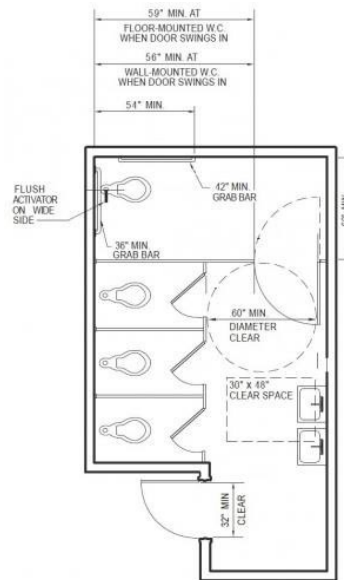
Budget Estimate: \$25,575.00

Recommendation:

Redesign restroom to accommodate new layout.

Barrier Priority:

3 (Moderate): Should be completed as soon as possible, but there may be other items that will provide greater access to persons with disabilities. (Includes findings that have a high financial impact on the entity in relationship to the degree of access provided).



As Built: The compartment stall is not nearly compliant.

The stall does not have the required minimum clear floor space or maneuvering clearances for the toilet, doesn't have required width, rear grab bar is missing and side grab bar incorrectly installed, flush handle on wrong side.

Citation: 2010 ADAS Section 603.1

Toilet and bathing rooms shall comply with 603.

Women's Restroom

Finding: 22

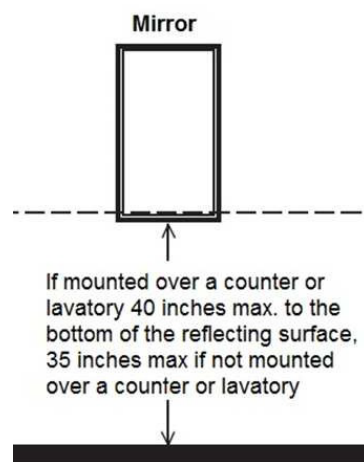

Budget Estimate: \$1,275.00

Recommendation:

Lower the mirror for reflecting surface to be at 40" max AFF.

Barrier Priority:

3 (Moderate): Should be completed as soon as possible, but there may be other items that will provide greater access to persons with disabilities. (Includes findings that have a high financial impact on the entity in relationship to the degree of access provided).



As Built: The mirror is mounted too high.

Mirrors must have the bottom edge of the reflecting surface a maximum of 40 inches above the floor if above a sink or counter. Mirrors not located above lavatories or countertops shall be installed with the bottom edge of the reflecting surface 35 inches maximum above the finish floor or ground.

Citation: 2010 ADAS Section 603.3

Mirrors located above lavatories or countertops shall be installed with the bottom edge of the reflecting surface

40 inches (1015 mm) maximum above the finish floor or ground. Mirrors not located above lavatories or countertops shall be installed with the bottom edge of the reflecting surface 35 inches (890 mm) maximum above the finish floor or ground.

Men's Restroom

Finding: 23

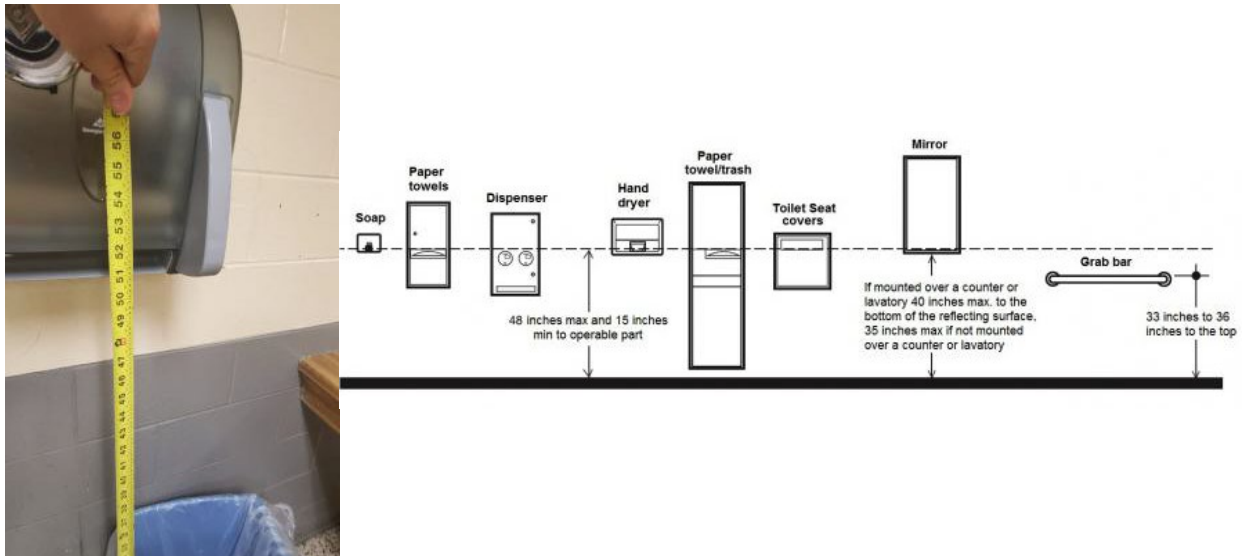
Budget Estimate: \$1,200.00

Recommendation:

Lower paper towel dispenser for all operable dispenser to be 48" max AFF.

Barrier Priority:

3 (Moderate): Should be completed as soon as possible, but there may be other items that will provide greater access to persons with disabilities. (Includes findings that have a high financial impact on the entity in relationship to the degree of access provided).



As Built: The paper towel dispenser's operation mechanism is too high off the floor. Dispensers must have all operable parts a maximum of 48 inches above the floor.

Citation: 2010 ADAS Section 308.2.1

Where a forward reach is unobstructed, the high forward reach shall be 48 inches (1220 mm) maximum and the low forward reach shall be 15 inches (380 mm) minimum above the finish floor or ground.

Men's Restroom

Finding: 24

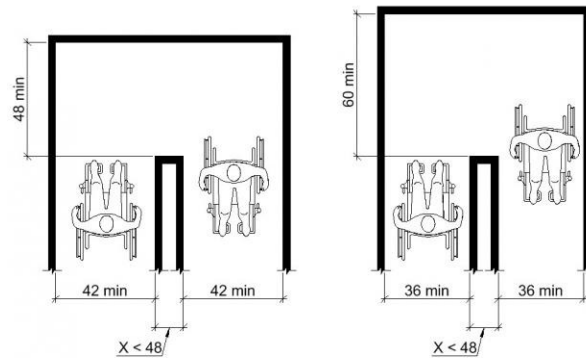
Budget Estimate: \$34,410.00

Recommendation:

Further design required to accommodate compliant restroom entrance.

Barrier Priority:

3 (Moderate): Should be completed as soon as possible, but there may be other items that will provide greater access to persons with disabilities. (Includes findings that have a high financial impact on the entity in relationship to the degree of access provided).



As Built: The route of travel does not meet minimum width requirements around the turn.

Where the accessible route makes a 180 degree turn around an element which is less than 48 inches wide, clear width shall be 42 inches minimum approaching the turn, 48 inches minimum at the turn and 42 inches minimum leaving the turn. Where the clear width at the turn is 60 inches minimum a clear width 36 inches minimum approaching the turn and 36 inches minimum at the turn is acceptable.

Citation: 2010 ADAS Section 403.5.2

Where the accessible route makes a 180 degree turn around an element which is less than 48 inches (1220 mm) wide, clear width shall be 42 inches (1065 mm) minimum approaching the turn, 48 inches (1220 mm) minimum at the turn and 42 inches (1065 mm) minimum leaving the turn.

Men's Restroom

Finding: 25

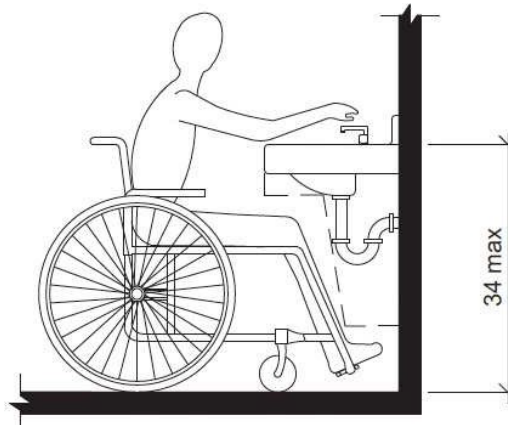
Budget Estimate: \$3,300.00

Recommendation:

Remove existing base cabinet and install new wall mounted countertop with sink. Rim of sink to be 34" max AFF.

Barrier Priority:

3 (Moderate): Should be completed as soon as possible, but there may be other items that will provide greater access to persons with disabilities. (Includes findings that have a high financial impact on the entity in relationship to the degree of access provided).



As Built: The top rim of the lavatory is too high.

All lavatories that are designated to be accessible shall be a minimum 17 inches in horizontal depth and mounted with the rim or counter edge no higher than 34 inches above the finished floor.

Citation: 2010 ADAS Section 606.3

Lavatories and sinks shall be installed with the front of the higher of the rim or counter surface 34 inches (865 mm) maximum above the finish floor or ground.

Men's Restroom

Finding: 26

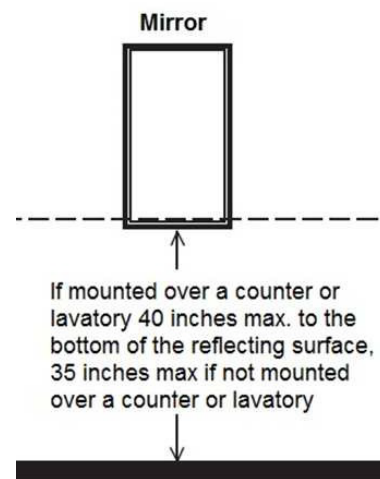
Budget Estimate: \$1,275.00

Recommendation:

Lower the mirror for reflecting surface to be at 40" max AFF.

Barrier Priority:

3 (Moderate): Should be completed as soon as possible, but there may be other items that will provide greater access to persons with disabilities. (Includes findings that have a high financial impact on the entity in relationship to the degree of access provided).



As Built: The mirror is mounted too high.

Mirrors must have the bottom edge of the reflecting surface a maximum of 40 inches above the floor if above a sink or counter. Mirrors not located above lavatories or countertops shall be installed with the bottom edge of the reflecting surface 35 inches maximum above the finish floor or ground.

Citation: 2010 ADAS Section 603.3

Mirrors located above lavatories or countertops shall be installed with the bottom edge of the reflecting surface 40 inches (1015 mm) maximum above the finish floor or ground. Mirrors not located above lavatories or countertops shall be installed with the bottom edge of the reflecting surface 35 inches (890 mm) maximum above the finish floor or ground.

Men's Restroom

Finding: 27

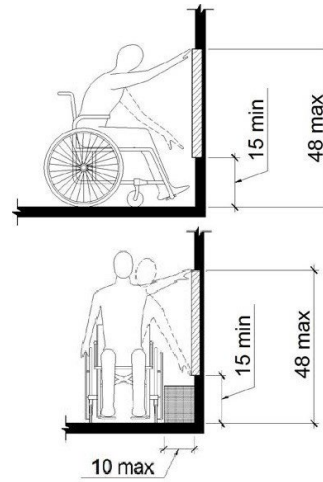
Budget Estimate: \$1,200.00

Recommendation:

Lower soap dispenser for all operable components to be 48" max AFF.

Barrier Priority:

3 (Moderate): Should be completed as soon as possible, but there may be other items that will provide greater access to persons with disabilities. (Includes findings that have a high financial impact on the entity in relationship to the degree of access provided) .



As Built: The soap dispenser's operation mechanism is too high off the floor.

Dispensers must have all operable parts a maximum of 48 inches above the floor.

Citation: 2010 ADAS Section 308.2.1

Where a forward reach is unobstructed, the high forward reach shall be 48 inches (1220 mm) maximum and the low forward reach shall be 15 inches (380 mm) minimum above the finish floor or ground.

Men's Restroom

Finding: 28

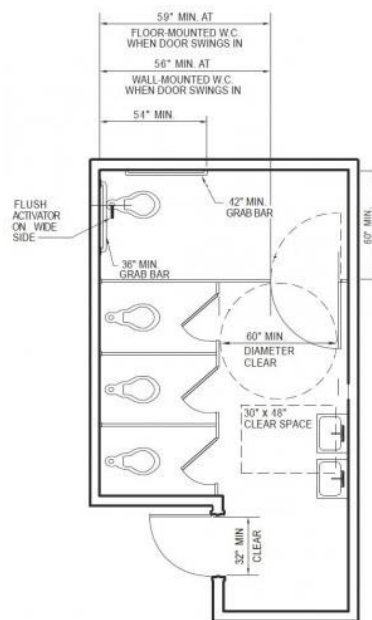
Budget Estimate: \$22,425.00

Recommendation:

Redesign restroom to accommodate new layout.

Barrier Priority:

3 (Moderate): Should be completed as soon as possible, but there may be other items that will provide greater access to persons with disabilities. (Includes findings that have a high financial impact on the entity in relationship to the degree of access provided).



As Built: The compartment stall is not nearly compliant.

The stall does not have the required minimum clear floor space or maneuvering clearances for the toilet, doesn't have required width, rear grab bar is missing and side grab bar incorrectly installed, flush handle on wrong side.

Citation: 2010 ADAS Section 603.1

Toilet and bathing rooms shall comply with 603.

Gymnasium

Finding: 29

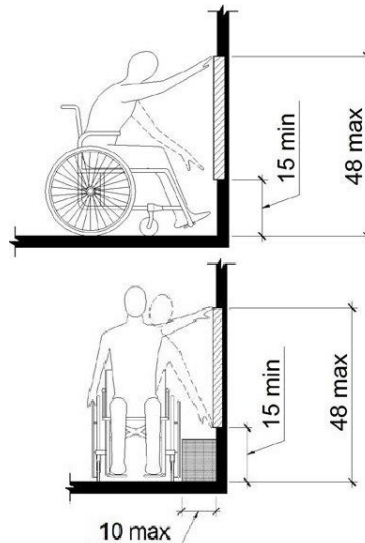
Budget Estimate: \$1,950.00

Recommendation:

Lower thermostat for all operable components to be 48" max AFF.

Barrier Priority:

3 (Moderate): Should be completed as soon as possible, but there may be other items that will provide greater access to persons with disabilities. (Includes findings that have a high financial impact on the entity in relationship to the degree of access provided).



As Built: The Thermostat is positioned too high for either a side or front approach.

Where a clear floor or ground space allows a parallel approach to an element and the side reach is unobstructed, the high side reach shall be 48 inches maximum and the low side reach shall be 15 inches minimum above the finish floor or ground.

Where a forward reach is unobstructed, the high forward reach shall be 48 inches maximum and the low forward reach shall be 15 inches minimum above the finish floor or ground.

Citation: 2010 ADAS Section 308.1
Reach ranges shall comply with 308.

Gymnasium

Finding: 30

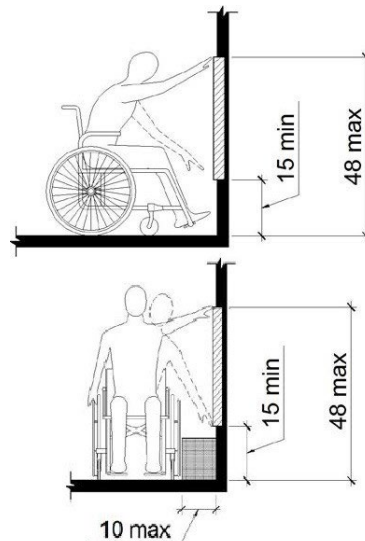
Budget Estimate: \$1,950.00

Recommendation:

Lower fire alarm pull station for top to be 48" max AFF.

Barrier Priority:

3 (Moderate): Should be completed as soon as possible, but there may be other items that will provide greater access to persons with disabilities. (Includes findings that have a high financial impact on the entity in relationship to the degree of access provided).



As Built: The fire alarm pull station is positioned too high for either a side or front approach.

Where a clear floor or ground space allows a parallel approach to an element and the side reach is unobstructed, the high side reach shall be 48 inches maximum and the low side reach shall be 15 inches minimum above the finish floor or ground.

Where a forward reach is unobstructed, the high forward reach shall be 48 inches maximum and the low forward reach shall be 15 inches minimum above the finish floor or ground.

Citation: 2010 ADAS Section 308.1
Reach ranges shall comply with 308.

Gymnasium

Finding: 31

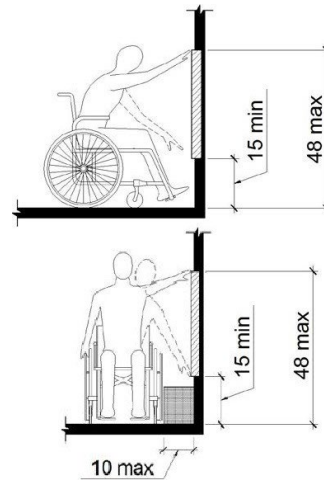

Budget Estimate: \$1,950.00

Recommendation:

Lower fire alarm pull station for top to be 48" max AFF.

Barrier Priority:

3 (Moderate): Should be completed as soon as possible, but there may be other items that will provide greater access to persons with disabilities. (Includes findings that have a high financial impact on the entity in relationship to the degree of access provided).



As Built: The fire alarm pull station is positioned too high for either a side or front approach.

Where a clear floor or ground space allows a parallel approach to an element and the side reach is unobstructed, the high side reach shall be 48 inches maximum and the low side reach shall be 15 inches minimum above the finish floor or ground.

Where a forward reach is unobstructed, the high forward reach shall be 48 inches maximum and the low forward reach shall be 15 inches minimum above the finish floor or ground.

Citation: 2010 ADAS Section 308.1
Reach ranges shall comply with 308.

Gymnasium

Finding: 32

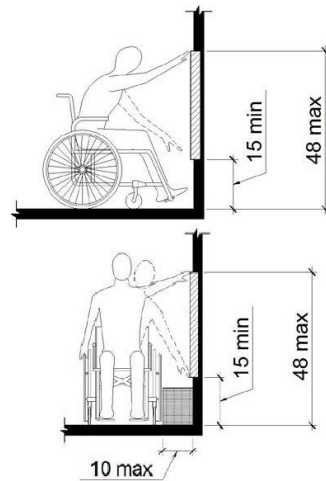
Budget Estimate: \$1,950.00

Recommendation:

Lower fire alarm pull station for top to be 48" max AFF.

Barrier Priority:

3 (Moderate): Should be completed as soon as possible, but there may be other items that will provide greater access to persons with disabilities. (Includes findings that have a high financial impact on the entity in relationship to the degree of access provided).



As Built: The fire alarm pull station is positioned too high for either a side or front approach.

Where a clear floor or ground space allows a parallel approach to an element and the side reach is unobstructed, the high side reach shall be 48 inches maximum and the low side reach shall be 15 inches minimum above the finish floor or ground.

Where a forward reach is unobstructed, the high forward reach shall be 48 inches maximum and the low forward reach shall be 15 inches minimum above the finish floor or ground.

Citation: 2010 ADAS Section 308.1
Reach ranges shall comply with 308.

Gymnasium

Finding: 33

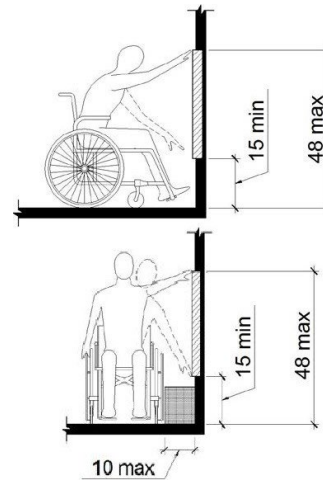
Budget Estimate: \$1,950.00

Recommendation:

Lower thermostat for all operable components to be 48" max AFF.

Barrier Priority:

3 (Moderate): Should be completed as soon as possible, but there may be other items that will provide greater access to persons with disabilities. (Includes findings that have a high financial impact on the entity in relationship to the degree of access provided).



As Built: The Thermostat is positioned too high for either a side or front approach.

Where a clear floor or ground space allows a parallel approach to an element and the side reach is unobstructed, the high side reach shall be 48 inches maximum and the low side reach shall be 15 inches minimum above the finish floor or ground.

Where a forward reach is unobstructed, the high forward reach shall be 48 inches maximum and the low forward reach shall be 15 inches minimum above the finish floor or ground.

Citation: 2010 ADAS Section 308.1
Reach ranges shall comply with 308.

Gymnasium

Finding: 34

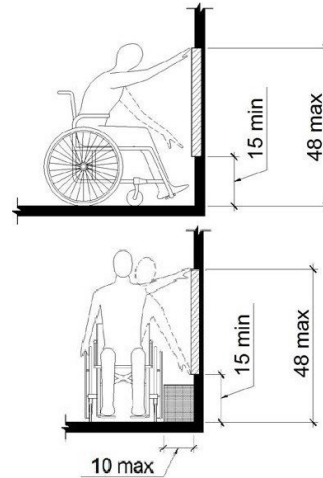
Budget Estimate: \$1,950.00

Recommendation:

Lower fire alarm pull station for top to be 48" max AFF.

Barrier Priority:

3 (Moderate): Should be completed as soon as possible, but there may be other items that will provide greater access to persons with disabilities. (Includes findings that have a high financial impact on the entity in relationship to the degree of access provided).



As Built: The fire alarm pull station is positioned too high for either a side or front approach.

Where a clear floor or ground space allows a parallel approach to an element and the side reach is unobstructed, the high side reach shall be 48 inches maximum and the low side reach shall be 15 inches minimum above the finish floor or ground.

Where a forward reach is unobstructed, the high forward reach shall be 48 inches maximum and the low forward reach shall be 15 inches minimum above the finish floor or ground.

Citation: 2010 ADAS Section 308.1
Reach ranges shall comply with 308.

Concessions

Finding: 35

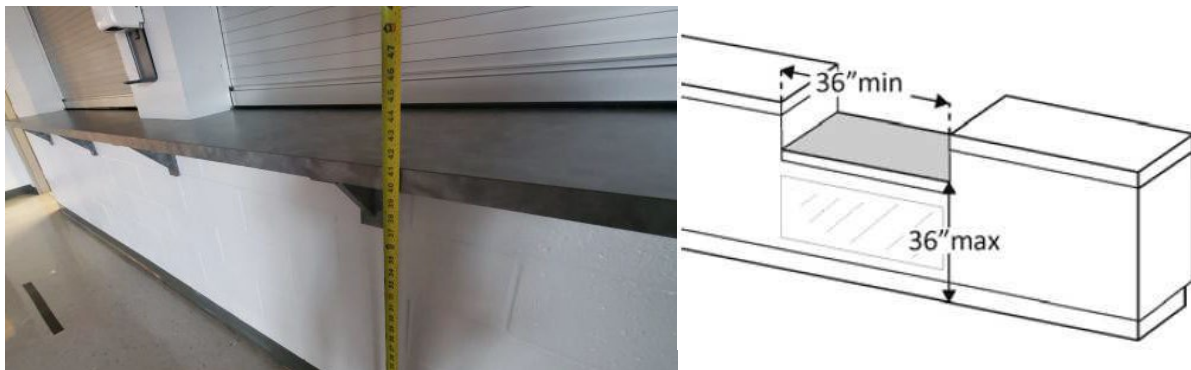
Budget Estimate: \$18,187.50

Recommendation:

Redesign counter system/ coiling shutter to meet compliance.

Barrier Priority:

3 (Moderate): Should be completed as soon as possible, but there may be other items that will provide greater access to persons with disabilities. (Includes findings that have a high financial impact on the entity in relationship to the degree of access provided).



As Built: The counter is too high.

A portion of the counter surface that is 36 inches long minimum and 36 inches high maximum above the finish floor shall be provided. Knee and toe space must be provided for a forward approach. A 30 inch by 48 inch clear floor space on an accessible route must be provided for either a forward or parallel approach.

Citation: 2010 ADAS Section 904.4.2

A portion of the counter surface that is 30 inches (760 mm) long minimum and 36 inches (915 mm) high maximum shall be provided. Knee and toe space complying with 306 shall be provided under the counter. A clear floor or ground space complying with 305 shall be positioned for a forward approach to the counter.

2010 ADAS Section 904.4.1

A portion of the counter surface that is 36 inches (915 mm) long minimum and 36 inches (915 mm) high maximum above the finish floor shall be provided. A clear floor or ground space complying with 305 shall be positioned for a parallel approach adjacent to the 36 inch (915 mm) minimum length of counter.

Concessions

Finding: 36

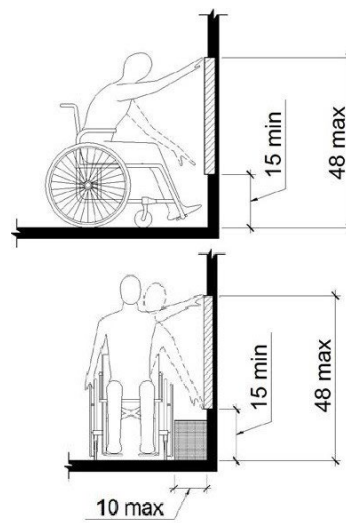
Budget Estimate: \$1,200.00

Recommendation:

Lower paper towel dispenser for push release to be 48" max AFF.

Barrier Priority:

3 (Moderate): Should be completed as soon as possible, but there may be other items that will provide greater access to persons with disabilities. (Includes findings that have a high financial impact on the entity in relationship to the degree of access provided).



As Built: The paper towel dispenser's operation mechanism is too high off the floor. Dispensers must have all operable parts a maximum of 48 inches above the floor.

Citation: 2010 ADAS Section 308.2.1

Where a forward reach is unobstructed, the high forward reach shall be 48 inches (1220 mm) maximum and the low forward reach shall be 15 inches (380 mm) minimum above the finish floor or ground.

Gym Women's Restroom

Finding: 37

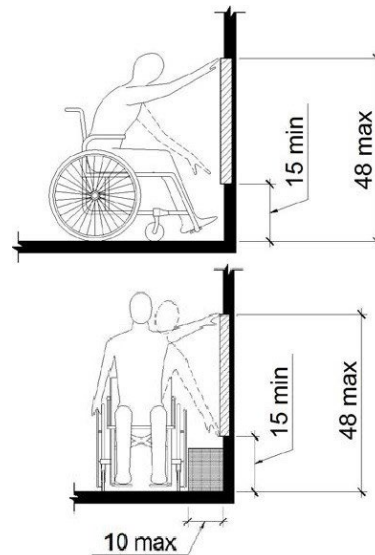
Budget Estimate: \$1,200.00

Recommendation:

Lower paper towel dispenser for push release to be 48" max AFF.

Barrier Priority:

3 (Moderate): Should be completed as soon as possible, but there may be other items that will provide greater access to persons with disabilities. (Includes findings that have a high financial impact on the entity in relationship to the degree of access provided).



As Built: The paper towel dispenser's operation mechanism is too high off the floor. Dispensers must have all operable parts a maximum of 48 inches above the floor.

Citation: 2010 ADAS Section 308.2.1

Where a forward reach is unobstructed, the high forward reach shall be 48 inches (1220 mm) maximum and the low forward reach shall be 15 inches (380 mm) minimum above the finish floor or ground.

Gym Women's Restroom

Finding: 38

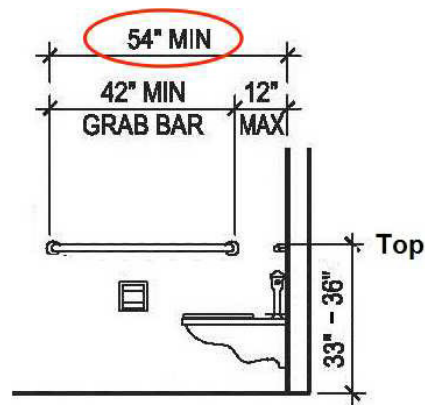
Budget Estimate: \$1,275.00

Recommendation:

Relocate grab bar for end to be at 54' from wall.

Barrier Priority:

3 (Moderate): Should be completed as soon as possible, but there may be other items that will provide greater access to persons with disabilities. (Includes findings that have a high financial impact on the entity in relationship to the degree of access provided).



As Built: The side grab bar does not extend far enough from the rear wall.

The side grab bar must extend at least 54 inches minimum beyond the rear wall and start a maximum of 12 inches from the rear wall. A 42 inch grab bar installed the maximum distance from the rear wall (12 inches) will leave the leading end 54 inches from the rear wall.

Grab bars shall be installed in a horizontal position, 33 inches minimum and 36 inches maximum above the finish floor measured to the top of the gripping surface.

Citation: 2010 ADAS Section 604.5.1

The side wall grab bar shall be 42 inches (1065 mm) long minimum, located 12 inches (305 mm) maximum from the rear wall and extending 54 inches (1370 mm) minimum from the rear wall.

Gym Women's Restroom

Finding: 39

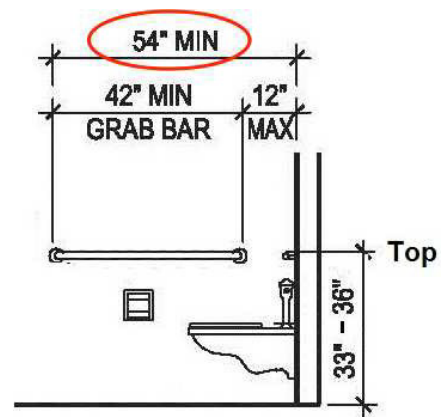
Budget Estimate: \$1,275.00

Recommendation:

Relocate grab bar for end to be at 54' from wall.

Barrier Priority:

3 (Moderate): Should be completed as soon as possible, but there may be other items that will provide greater access to persons with disabilities. (Includes findings that have a high financial impact on the entity in relationship to the degree of access provided).



As Built: The side grab bar does not extend far enough from the rear wall.

The side grab bar must extend at least 54 inches minimum beyond the rear wall and start a maximum of 12 inches from the rear wall. A 42 inch grab bar installed the maximum distance from the rear wall (12 inches) will leave the leading end 54 inches from the rear wall.

Grab bars shall be installed in a horizontal position, 33 inches minimum and 36 inches maximum above the finish floor measured to the top of the gripping surface.

Citation: 2010 ADAS Section 604.5.1

The side wall grab bar shall be 42 inches (1065 mm) long minimum, located 12 inches (305 mm) maximum from the rear wall and extending 54 inches (1370 mm) minimum from the rear wall.

Gym Men's Restroom

Finding: 40

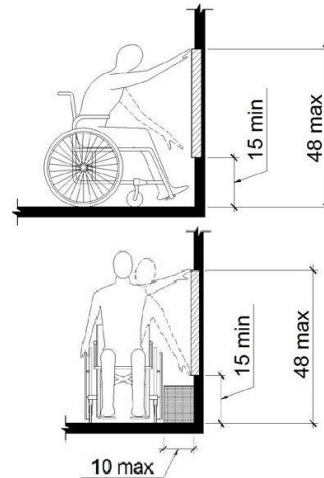
Budget Estimate: \$1,200.00

Recommendation:

Lower soap dispenser for all operable components to be 48" max AFF.

Barrier Priority:

3 (Moderate): Should be completed as soon as possible, but there may be other items that will provide greater access to persons with disabilities. (Includes findings that have a high financial impact on the entity in relationship to the degree of access provided).



As Built: The soap dispenser's operation mechanism is too high off the floor.

Dispensers must have all operable parts a maximum of 48 inches above the floor.

Citation: 2010 ADAS Section 308.2.1

Where a forward reach is unobstructed, the high forward reach shall be 48 inches (1220 mm) maximum and the low forward reach shall be 15 inches (380 mm) minimum above the finish floor or ground.

Lady's Locker Room

Finding: 41

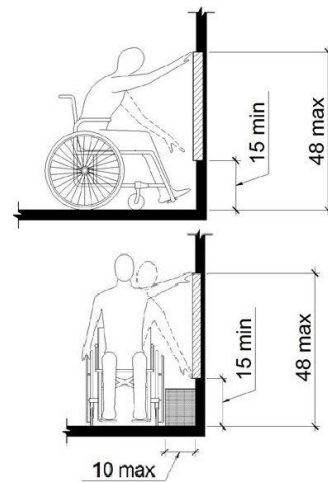
Budget Estimate: \$1,200.00

Recommendation:

Lower paper towel dispenser for push release to be 48" max AFF.

Barrier Priority:

3 (Moderate): Should be completed as soon as possible, but there may be other items that will provide greater access to persons with disabilities. (Includes findings that have a high financial impact on the entity in relationship to the degree of access provided).



As Built: The paper towel dispenser's operation mechanism is too high off the floor. Dispensers must have all operable parts a maximum of 48 inches above the floor.

Citation: 2010 ADAS Section 308.2.1

Where a forward reach is unobstructed, the high forward reach shall be 48 inches (1220 mm) maximum and the low forward reach shall be 15 inches (380 mm) minimum above the finish floor or ground.

Lady's Locker Room

Finding: 42

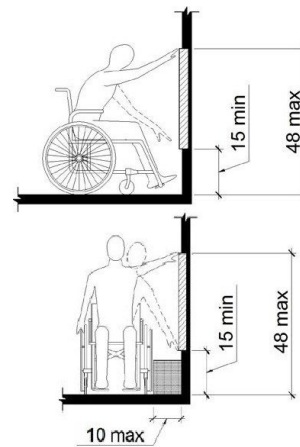

Budget Estimate: \$1,950.00

Recommendation:

Lower thermostat for all operable components to be 48" max AFF.

Barrier Priority:

3 (Moderate): Should be completed as soon as possible, but there may be other items that will provide greater access to persons with disabilities. (Includes findings that have a high financial impact on the entity in relationship to the degree of access provided).



As Built: The Thermostat is positioned too high for either a side or front approach.

Where a clear floor or ground space allows a parallel approach to an element and the side reach is unobstructed, the high side reach shall be 48 inches maximum and the low side reach shall be 15 inches minimum above the finish floor or ground.

Where a forward reach is unobstructed, the high forward reach shall be 48 inches maximum and the low forward reach shall be 15 inches minimum above the finish floor or ground. The paper towel dispenser's operation mechanism is too high off the floor. Dispensers must have all operable parts a maximum of 48 inches above the floor.

Citation: 2010 ADAS Section 308.1
Reach ranges shall comply with 308.

Coach's Restroom

Finding: 43

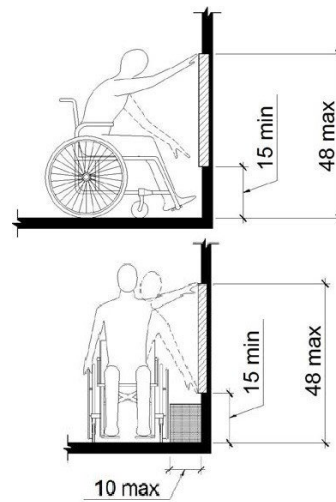
Budget Estimate: \$1,200.00

Recommendation:

Lower soap dispenser for all operable components to be 48" max AFF.

Barrier Priority:

3 (Moderate): Should be completed as soon as possible, but there may be other items that will provide greater access to persons with disabilities. (Includes findings that have a high financial impact on the entity in relationship to the degree of access provided).



As Built: The soap dispenser's operation mechanism is too high off the floor.

Dispensers must have all operable parts a maximum of 48 inches above the floor.

Citation: 2010 ADAS Section 308.2.1

Where a forward reach is unobstructed, the high forward reach shall be 48 inches (1220 mm) maximum and the low forward reach shall be 15 inches (380 mm) minimum above the finish floor or ground.

Coach's Restroom

Finding: 44

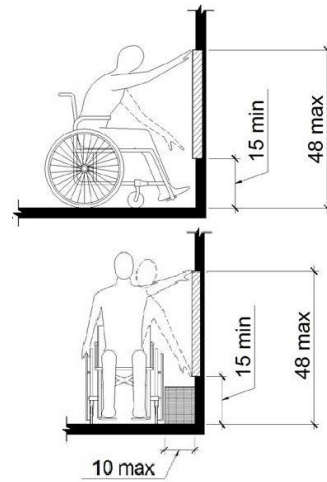
Budget Estimate: \$1,200.00

Recommendation:

Lower paper towel dispenser for push release to be 48" max AFF.

Barrier Priority:

3 (Moderate): Should be completed as soon as possible, but there may be other items that will provide greater access to persons with disabilities. (Includes findings that have a high financial impact on the entity in relationship to the degree of access provided).



As Built: The paper towel dispenser's operation mechanism is too high off the floor. Dispensers must have all operable parts a maximum of 48 inches above the floor.

Citation: 2010 ADAS Section 308.2.1

Where a forward reach is unobstructed, the high forward reach shall be 48 inches (1220 mm) maximum and the low forward reach shall be 15 inches (380 mm) minimum above the finish floor or ground.

Coach's Restroom

Finding: 45

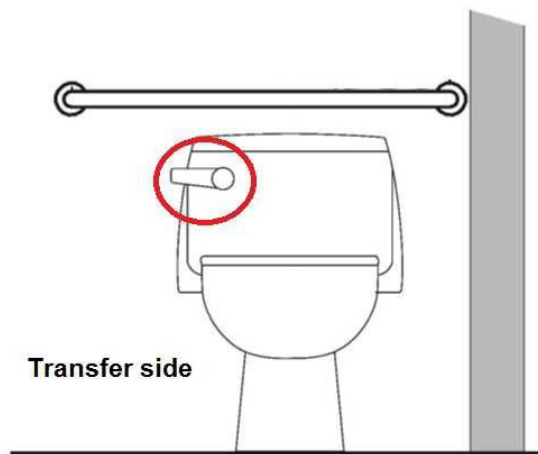
Budget Estimate: \$2,700.00

Recommendation:

Change flush handle to correct side.

Barrier Priority:

3 (Moderate): Should be completed as soon as possible, but there may be other items that will provide greater access to persons with disabilities. (Includes findings that have a high financial impact on the entity in relationship to the degree of access provided).



As Built: The flush handle is located on the wrong side of the toilet.

Controls shall be operable with one hand and shall not require tight grasping, pinching or twisting. Controls for the flush valves shall be mounted on the wide side of toilet areas, no more than 48 inches above the floor.

Citation: 2010 ADAS Section 604.6

Flush controls shall be hand operated or automatic. Hand operated flush controls shall comply with 309. Flush controls shall be located on the open side of the water closet except in ambulatory accessible compartments complying with 604.8.2.

Coach's Restroom

Finding: 46

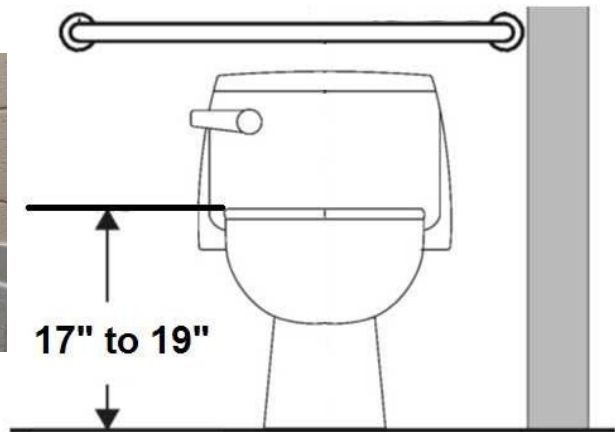
Budget Estimate: \$1,500.00

Recommendation:

Replace with a compliant toilet.

Barrier Priority:

3 (Moderate): Should be completed as soon as possible, but there may be other items that will provide greater access to persons with disabilities. (Includes findings that have a high financial impact on the entity in relationship to the degree of access provided).



As Built: The toilet seat is not located within the range allowed off the floor.

The height of accessible water closets shall be a minimum of 17 inches and a maximum of 19 inches measured to the top of the toilet seat. The seat itself shall be a maximum of 2 inch high.

Citation: 2010 ADAS Section 604.4

The seat height of a water closet above the finish floor shall be 17 inches (430 mm) minimum and 19 inches (485 mm) maximum measured to the top of the seat. Seats shall not be sprung to return to a lifted position.

Girl's Visitor Locker Room

Finding: 47

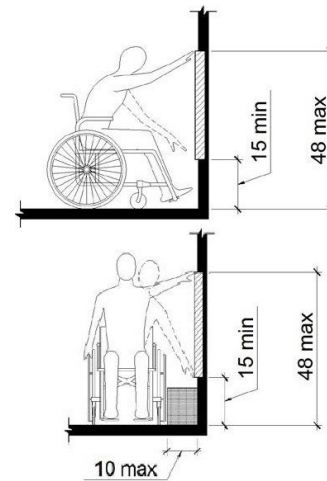
Budget Estimate: \$1,200.00

Recommendation:

Lower paper towel dispenser for push release to be 48" max AFF.

Barrier Priority:

3 (Moderate): Should be completed as soon as possible, but there may be other items that will provide greater access to persons with disabilities. (Includes findings that have a high financial impact on the entity in relationship to the degree of access provided).



As Built: The paper towel dispenser's operation mechanism is too high off the floor. Dispensers must have all operable parts a maximum of 48 inches above the floor.

Citation: 2010 ADAS Section 308.2.1

Where a forward reach is unobstructed, the high forward reach shall be 48 inches (1220 mm) maximum and the low forward reach shall be 15 inches (380 mm) minimum above the finish floor or ground.

Girl's Visitor Locker Room

Finding: 48

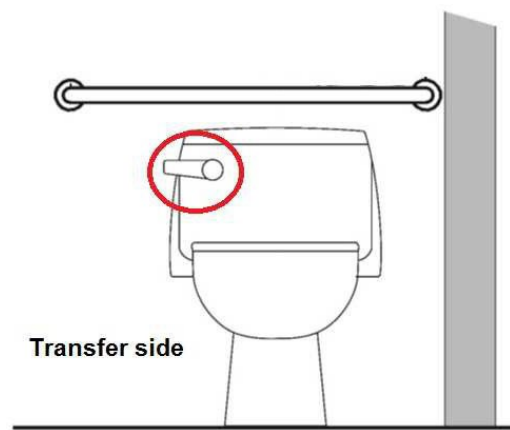

Budget Estimate: \$2,700.00

Recommendation:

Change flush handle to correct side.

Barrier Priority:

3 (Moderate): Should be completed as soon as possible, but there may be other items that will provide greater access to persons with disabilities. (Includes findings that have a high financial impact on the entity in relationship to the degree of access provided).



As Built: The flush handle is located on the wrong side of the toilet.

Controls shall be operable with one hand and shall not require tight grasping, pinching, or twisting. Controls for the flush valves shall be mounted on the wide side of toilet areas, no more than 48 inches above the floor.

Citation: 2010 ADAS Section 604.6

Flush controls shall be hand operated or automatic. Hand operated flush controls shall comply with 309. Flush controls shall be located on the open side of the water closet except in ambulatory accessible compartments complying with 604.8.2.

Girl's Visitor Locker Room

Finding: 49

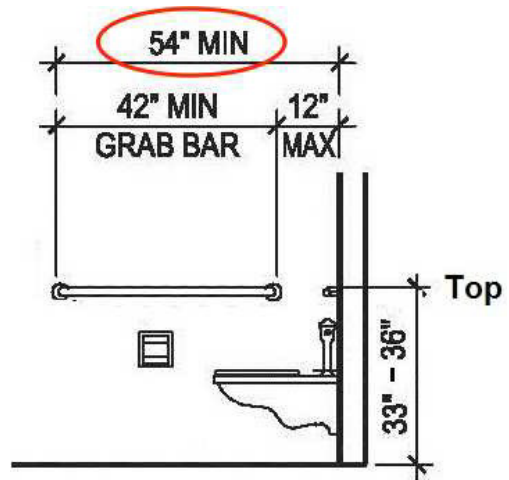
Budget Estimate: \$1,275.00

Recommendation:

Relocate grab bar for end to be at 54' from wall.

Barrier Priority:

3 (Moderate): Should be completed as soon as possible, but there may be other items that will provide greater access to persons with disabilities. (Includes findings that have a high financial impact on the entity in relationship to the degree of access provided).



As Built: The side grab bar does not extend far enough from the rear wall.

The side grab bar must extend at least 54 inches minimum beyond the rear wall and start a maximum of 12 inches from the rear wall. A 42 inch grab bar installed the maximum distance from the rear wall (12 inches) will leave the leading end 54 inches from the rear wall.

Grab bars shall be installed in a horizontal position, 33 inches minimum and 36 inches maximum above the finish floor measured to the top of the gripping surface.

Citation: 2010 ADAS Section 604.5.1

The side wall grab bar shall be 42 inches (1065 mm) long minimum, located 12 inches (305 mm) maximum from the rear wall and extending 54 inches (1370 mm) minimum from the rear wall.

Referee Restroom

Finding: 50

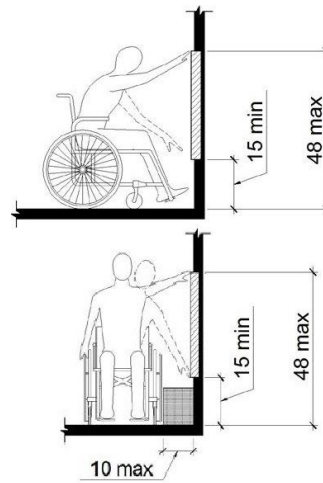
Budget Estimate: \$1,200.00

Recommendation:

Lower paper towel dispenser for push release to be 48" max AFF.

Barrier Priority:

3 (Moderate): Should be completed as soon as possible, but there may be other items that will provide greater access to persons with disabilities. (Includes findings that have a high financial impact on the entity in relationship to the degree of access provided).



As Built: The paper towel dispenser's operation mechanism is too high off the floor. Dispensers must have all operable parts a maximum of 48 inches above the floor.

Citation: 2010 ADAS Section 308.2.1

Where a forward reach is unobstructed, the high forward reach shall be 48 inches (1220 mm) maximum and the low forward reach shall be 15 inches (380 mm) minimum above the finish floor or ground.

Agriculture

Finding: 51

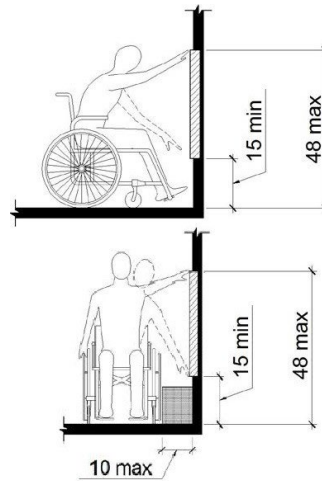
Budget Estimate: \$1,950.00

Recommendation:

Lower thermostat for all operable components to be 48" max AFF.

Barrier Priority:

3 (Moderate): Should be completed as soon as possible, but there may be other items that will provide greater access to persons with disabilities. (Includes findings that have a high financial impact on the entity in relationship to the degree of access provided).



As Built: The Thermostat is positioned at 51" which is too high for either a side or front approach.

Where a clear floor or ground space allows a parallel approach to an element and the side reach is unobstructed, the high side reach shall be 48 inches maximum and the low side reach shall be 15 inches minimum above the finish floor or ground.

Where a forward reach is unobstructed, the high forward reach shall be 48 inches maximum and the low forward reach shall be 15 inches minimum above the finish floor or ground.

Citation: 2010 ADAS Section 308.1
Reach ranges shall comply with 308.

Agriculture

Finding: 52

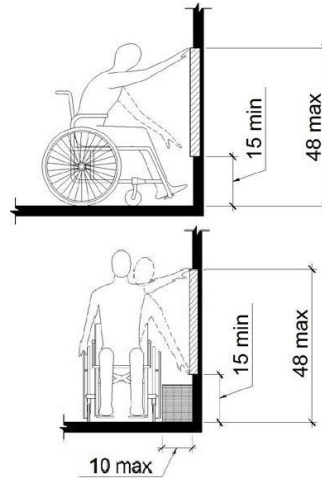
Budget Estimate: \$1,950.00

Recommendation:

Lower thermostat for all operable components to be 48" max AFF.

Barrier Priority:

3 (Moderate): Should be completed as soon as possible, but there may be other items that will provide greater access to persons with disabilities. (Includes findings that have a high financial impact on the entity in relationship to the degree of access provided).



As Built: The Thermostat is positioned at 51" which is too high for either a side or front approach.

Where a clear floor or ground space allows a parallel approach to an element and the side reach is unobstructed, the high side reach shall be 48 inches maximum and the low side reach shall be 15 inches minimum above the finish floor or ground.

Where a forward reach is unobstructed, the high forward reach shall be 48 inches maximum and the low forward reach shall be 15 inches minimum above the finish floor or ground.

Citation: 2010 ADAS Section 308.1
Reach ranges shall comply with 308.

Agriculture

Finding: 53

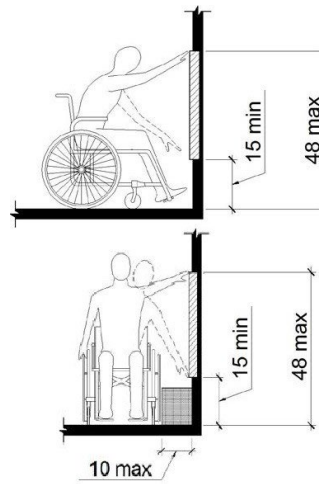
Budget Estimate: \$1,950.00

Recommendation:

Lower thermostat for all operable components to be 48" max AFF.

Barrier Priority:

3 (Moderate): Should be completed as soon as possible, but there may be other items that will provide greater access to persons with disabilities. (Includes findings that have a high financial impact on the entity in relationship to the degree of access provided).



As Built: The Thermostat is positioned at 51" which is too high for either a side or front approach.

Where a clear floor or ground space allows a parallel approach to an element and the side reach is unobstructed, the high side reach shall be 48 inches maximum and the low side reach shall be 15 inches minimum above the finish floor or ground.

Where a forward reach is unobstructed, the high forward reach shall be 48 inches maximum and the low forward reach shall be 15 inches minimum above the finish floor or ground.

Citation: 2010 ADAS Section 308.1
Reach ranges shall comply with 308.

Science Lab

Finding: 54

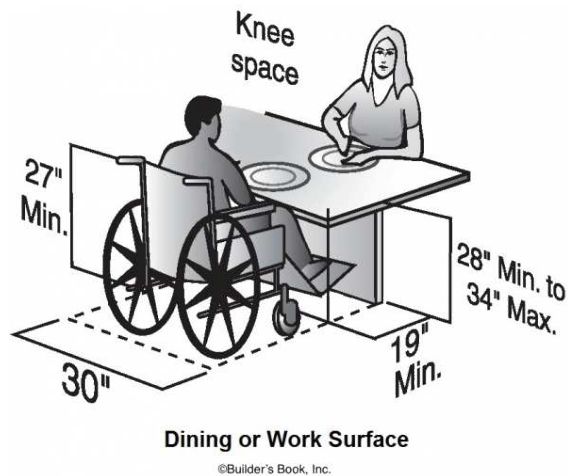
Budget Estimate: \$22,125.00

Recommendation:

Replace one pod to meet compliance.

Barrier Priority:

3 (Moderate): Should be completed as soon as possible, but there may be other items that will provide greater access to persons with disabilities. (Includes findings that have a high financial impact on the entity in relationship to the degree of access provided).



As Built: The work surface is at 36" which is not within the allowable range.

The tops of work surfaces provided for public use or common use shall be 28 inches minimum and 34 inches maximum above the finish floor or ground.

Citation: 2010 ADAS Section 902.3

The tops of dining surfaces and work surfaces shall be 28 inches (710 mm) minimum and 34 inches (865 mm) maximum above the finish floor or ground.

Science Lab

Finding: 55

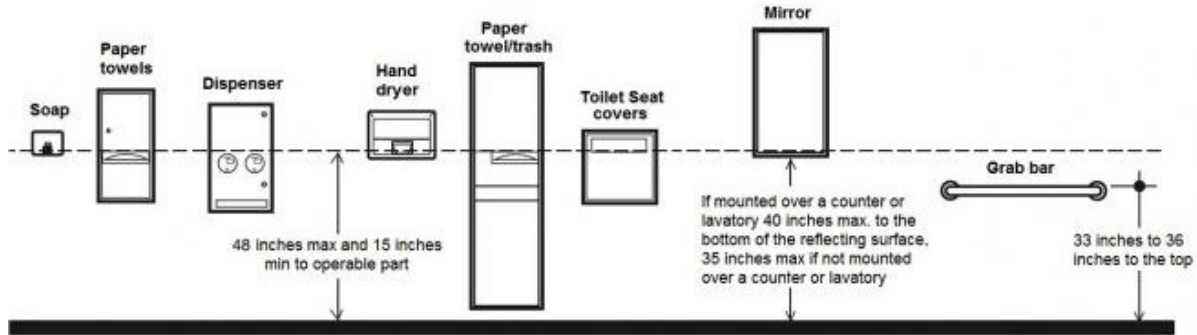
Budget Estimate: \$1,200.00

Recommendation:

Lower paper towel dispenser for push release to be 48" max AFF.

Barrier Priority:

3 (Moderate): Should be completed as soon as possible, but there may be other items that will provide greater access to persons with disabilities. (Includes findings that have a high financial impact on the entity in relationship to the degree of access provided)



As Built: The paper towel dispenser's operation mechanism is too high off the floor. Dispensers must have all operable parts a maximum of 48 inches above the floor.

Citation: 2010 ADAS Section 308.2.1

Where a forward reach is unobstructed, the high forward reach shall be 48 inches (1220 mm) maximum and the low forward reach shall be 15 inches (380 mm) minimum above the finish floor or ground.

Science Lab

Finding: 56

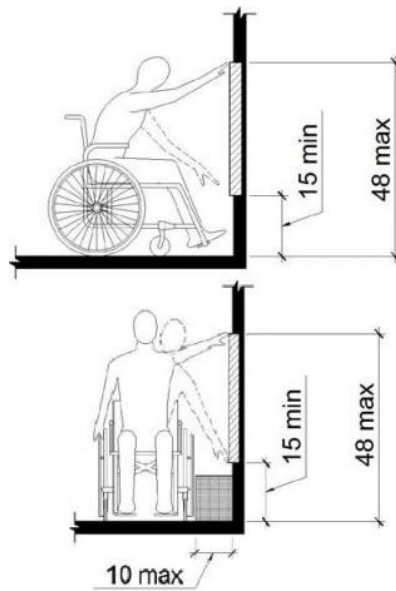
Budget Estimate: \$2,400.00

Recommendation:

Lower shower pull handle to 48" max AFF.

Barrier Priority:

3 (Moderate): Should be completed as soon as possible, but there may be other items that will provide greater access to persons with disabilities. (Includes findings that have a high financial impact on the entity in relationship to the degree of access provided).



As Built: The shower pull handle is not positioned correctly for either a side or front approach.

Where a clear floor or ground space allows a parallel or front approach to a switch or receptacle and the side reach is unobstructed, the high side reach shall be 48 inches maximum above the finish floor or ground and the low side reach shall be 15 inches minimum above the finish floor or ground.

Citation: 2010 ADAS Section 308.2.1

Where a forward reach is unobstructed, the high forward reach shall be 48 inches (1220 mm) maximum and the low forward reach shall be 15 inches (380 mm) minimum above the finish floor or ground.

Science Lab

Finding: 57

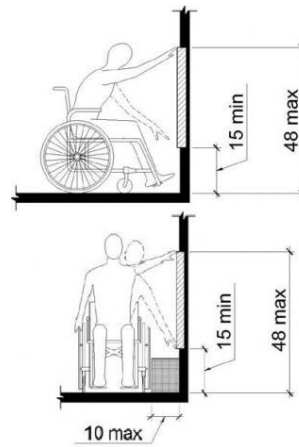
Budget Estimate: \$1,200.00

Recommendation:

Lower defibrillator for handle to be 48" max AFF.

Barrier Priority:

3 (Moderate): Should be completed as soon as possible, but there may be other items that will provide greater access to persons with disabilities. (Includes findings that have a high financial impact on the entity in relationship to the degree of access provided).



As Built: The fire alarm pull station is positioned at 50" which is too high for either a side or front approach.

Where a clear floor or ground space allows a parallel approach to an element and the side reach is unobstructed, the high side reach shall be 48 inches maximum and the low side reach shall be 15 inches minimum above the finish floor or ground.

Where a forward reach is unobstructed, the high forward reach shall be 48 inches maximum and the low forward reach shall be 15 inches minimum above the finish floor or ground.

Citation: 2010 ADAS Section 308.1
Reach ranges shall comply with 308.

Science Lab

Finding: 58

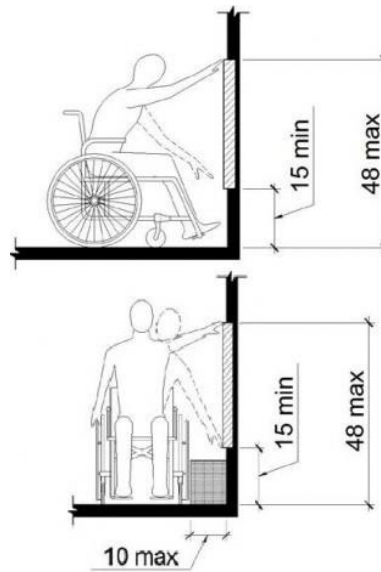
Budget Estimate: \$1,200.00

Recommendation:

Lower Blanket Pull Hasp for all operable components to be 48" max AFF.

Barrier Priority:

3 (Moderate): Should be completed as soon as possible, but there may be other items that will provide greater access to persons with disabilities. (Includes findings that have a high financial impact on the entity in relationship to the degree of access provided).



As Built: The Blanket Pull Hasp is at 59" to bottom which is not positioned correctly for either a side or front approach.

Where a clear floor or ground space allows a parallel or front approach to a switch or receptacle and the side reach is unobstructed, the high side reach shall be 48 inches maximum above the finish floor or ground and the low side reach shall be 15 inches minimum above the finish floor or ground.

Citation: 2010 ADAS Section 308.2.1

Where a forward reach is unobstructed, the high forward reach shall be 48 inches (1220 mm) maximum and the low forward reach shall be 15 inches (380 mm) minimum above the finish floor or ground.

Science Lab 2

Finding: 59

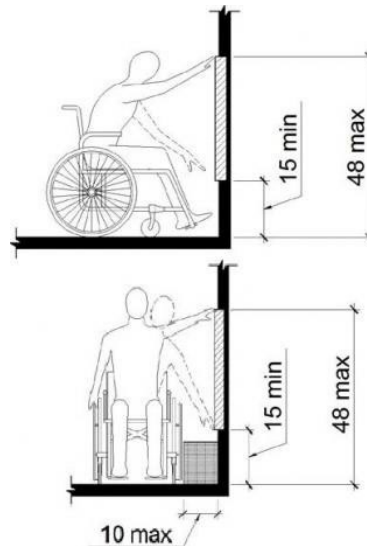

Budget Estimate: \$1,950.00

Recommendation:

Lower thermostat for all operable components to be 48" max AFF.

Barrier Priority:

3 (Moderate): Should be completed as soon as possible, but there may be other items that will provide greater access to persons with disabilities. (Includes findings that have a high financial impact on the entity in relationship to the degree of access provided).



As Built: The Thermostat is positioned at 66" which is too high for either a side or front approach.

Where a clear floor or ground space allows a parallel approach to an element and the side reach is unobstructed, the high side reach shall be 48 inches maximum and the low side reach shall be 15 inches minimum above the finish floor or ground.

Where a forward reach is unobstructed, the high forward reach shall be 48 inches maximum and the low forward reach shall be 15 inches minimum above the finish floor or ground.

Citation: 2010 ADAS Section 308.1
Reach ranges shall comply with 308.

Science Lab 2

Finding: 60

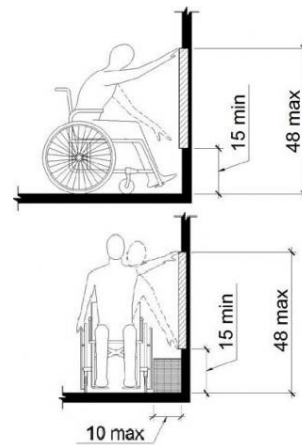
Budget Estimate: \$1,950.00

Recommendation:

Lower thermostat for all operable components to be 48" max AFF.

Barrier Priority:

3 (Moderate): Should be completed as soon as possible, but there may be other items that will provide greater access to persons with disabilities. (Includes findings that have a high financial impact on the entity in relationship to the degree of access provided).



As Built: The Thermostat is positioned at 66" which is too high for either a side or front approach.

Where a clear floor or ground space allows a parallel approach to an element and the side reach is unobstructed, the high side reach shall be 48 inches maximum and the low side reach shall be 15 inches minimum above the finish floor or ground.

Where a forward reach is unobstructed, the high forward reach shall be 48 inches maximum and the low forward reach shall be 15 inches minimum above the finish floor or ground.

Citation: 2010 ADAS Section 308.1
Reach ranges shall comply with 308.

Science Lab 2

Finding: 61

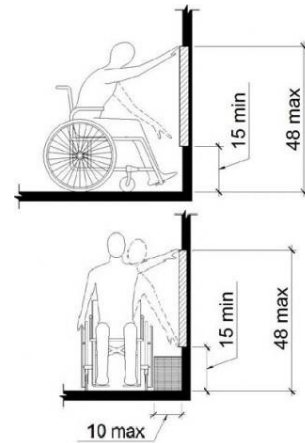

Budget Estimate: \$1,950.00

Recommendation:

Lower thermostat for all operable components to be 48" max AFF.

Barrier Priority:

3 (Moderate): Should be completed as soon as possible, but there may be other items that will provide greater access to persons with disabilities. (Includes findings that have a high financial impact on the entity in relationship to the degree of access provided).



As Built: The Thermostat is positioned at 66" which is too high for either a side or front approach.

Where a clear floor or ground space allows a parallel approach to an element and the side reach is unobstructed, the high side reach shall be 48 inches maximum and the low side reach shall be 15 inches minimum above the finish floor or ground.

Where a forward reach is unobstructed, the high forward reach shall be 48 inches maximum and the low forward reach shall be 15 inches minimum above the finish floor or ground.

Citation: 2010 ADAS Section 308.1
Reach ranges shall comply with 308.

Science Lab 2

Finding: 62

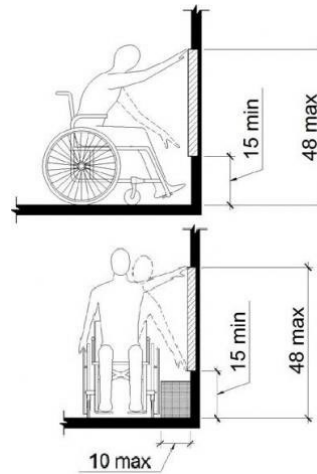
Budget Estimate: \$1,950.00

Recommendation:

Lower thermostat for all operable components to be 48" max AFF.

Barrier Priority:

3 (Moderate): Should be completed as soon as possible, but there may be other items that will provide greater access to persons with disabilities. (Includes findings that have a high financial impact on the entity in relationship to the degree of access provided).



As Built: The Thermostat is positioned at 66" which is too high for either a side or front approach.

Where a clear floor or ground space allows a parallel approach to an element and the side reach is unobstructed, the high side reach shall be 48 inches maximum and the low side reach shall be 15 inches minimum above the finish floor or ground.

Where a forward reach is unobstructed, the high forward reach shall be 48 inches maximum and the low forward reach shall be 15 inches minimum above the finish floor or ground.

Citation: 2010 ADAS Section 308.1
Reach ranges shall comply with 308.

Cafeteria

Finding: 63

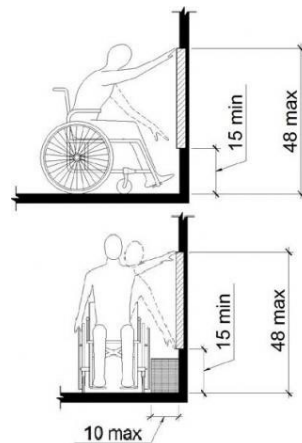

Budget Estimate: \$1,950.00

Recommendation:

Lower fire alarm pull station to be 48" max AFF.

Barrier Priority:

3 (Moderate): Should be completed as soon as possible, but there may be other items that will provide greater access to persons with disabilities. (Includes findings that have a high financial impact on the entity in relationship to the degree of access provided).



As Built: The fire alarm pull station is positioned at 50" which is too high for either a side or front approach.

Where a clear floor or ground space allows a parallel approach to an element and the side reach is unobstructed, the high side reach shall be 48 inches maximum and the low side reach shall be 15 inches minimum above the finish floor or ground.

Where a forward reach is unobstructed, the high forward reach shall be 48 inches maximum and the low forward reach shall be 15 inches minimum above the finish floor or ground.

Citation: 2010 ADAS Section 308.1
Reach ranges shall comply with 308.

Cafeteria

Finding: 64

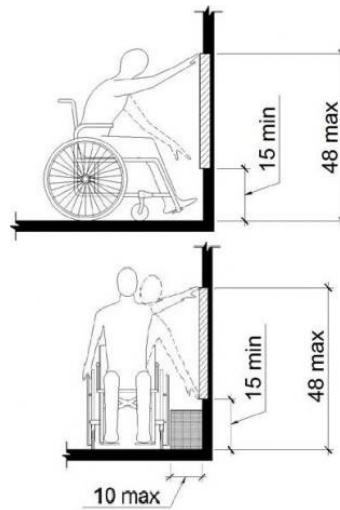

Budget Estimate: \$1,950.00

Recommendation:

Lower fire alarm pull station to be 48" max AFF.

Barrier Priority:

3 (Moderate): Should be completed as soon as possible, but there may be other items that will provide greater access to persons with disabilities. (Includes findings that have a high financial impact on the entity in relationship to the degree of access provided).



As Built: The fire alarm pull station is positioned at 50" which is too high for either a side or front approach.

Where a clear floor or ground space allows a parallel approach to an element and the side reach is unobstructed, the high side reach shall be 48 inches maximum and the low side reach shall be 15 inches minimum above the finish floor or ground.

Where a forward reach is unobstructed, the high forward reach shall be 48 inches maximum and the low forward reach shall be 15 inches minimum above the finish floor or ground.

Citation: 2010 ADAS Section 308.1
Reach ranges shall comply with 308.

Cafeteria

Finding: 65

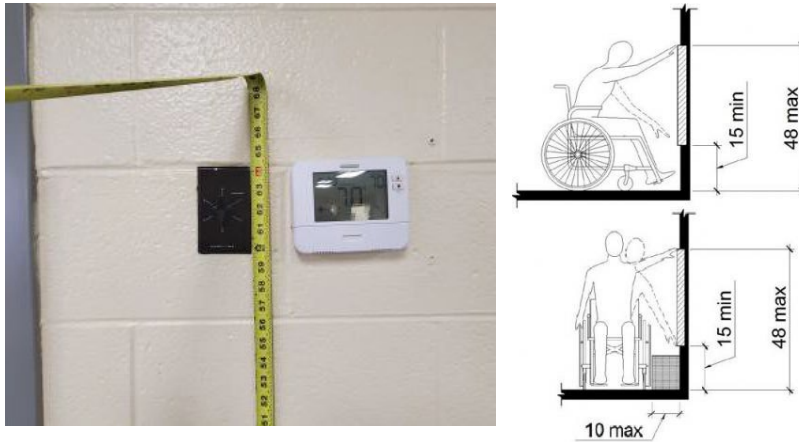
Budget Estimate: \$1,950.00

Recommendation:

Lower thermostat for all operable components to be 48" max AFF.

Barrier Priority:

3 (Moderate): Should be completed as soon as possible, but there may be other items that will provide greater access to persons with disabilities. (Includes findings that have a high financial impact on the entity in relationship to the degree of access provided).



As Built: The Thermostat is positioned at 64" which is too high for either a side or front approach.

Where a clear floor or ground space allows a parallel approach to an element and the side reach is unobstructed, the high side reach shall be 48 inches maximum and the low side reach shall be 15 inches minimum above the finish floor or ground.

Where a forward reach is unobstructed, the high forward reach shall be 48 inches maximum and the low forward reach shall be 15 inches minimum above the finish floor or ground.

Citation: 2010 ADAS Section 308.1
Reach ranges shall comply with 308.

Cafeteria

Finding: 66

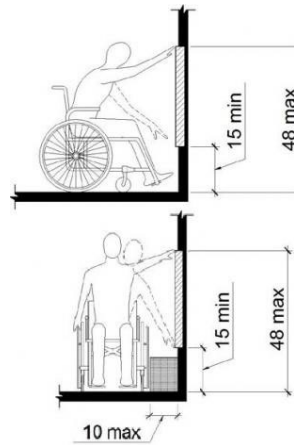
Budget Estimate: \$1,950.00

Recommendation:

Lower Fire Extinguisher for handle to be 48" max AFF.

Barrier Priority:

3 (Moderate): Should be completed as soon as possible, but there may be other items that will provide greater access to persons with disabilities. (Includes findings that have a high financial impact on the entity in relationship to the degree of access provided).



As Built: The Fire Extinguisher is positioned at 54" which is too high for either a side or front approach.

Where a clear floor or ground space allows a parallel approach to an element and the side reach is unobstructed, the high side reach shall be 48 inches maximum and the low side reach shall be 15 inches minimum above the finish floor or ground.

Where a forward reach is unobstructed, the high forward reach shall be 48 inches maximum and the low forward reach shall be 15 inches minimum above the finish floor or ground.

Citation: 2010 ADAS Section 308.1
Reach ranges shall comply with 308.

Cafeteria

Finding: 67

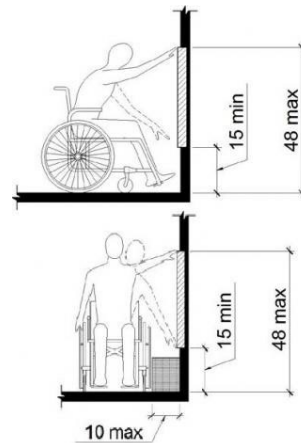
Budget Estimate: \$1,950.00

Recommendation:

Lower thermostat for all operable components to be 48" max AFF.

Barrier Priority:

3 (Moderate): Should be completed as soon as possible, but there may be other items that will provide greater access to persons with disabilities. (Includes findings that have a high financial impact on the entity in relationship to the degree of access provided).



As Built: The Thermostat is positioned at 60" which is too high for either a side or front approach.

Where a clear floor or ground space allows a parallel approach to an element and the side reach is unobstructed, the high side reach shall be 48 inches maximum and the low side reach shall be 15 inches minimum above the finish floor or ground.

Where a forward reach is unobstructed, the high forward reach shall be 48 inches maximum and the low forward reach shall be 15 inches minimum above the finish floor or ground.

Citation: 2010 ADAS Section 308.1
Reach ranges shall comply with 308.

Cafeteria

Finding: 68

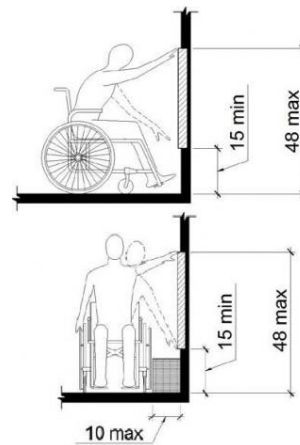

Budget Estimate: \$1,200.00

Recommendation:

Lower Fire Extinguisher for handle to be 48" max AFF.

Barrier Priority:

3 (Moderate): Should be completed as soon as possible, but there may be other items that will provide greater access to persons with disabilities. (Includes findings that have a high financial impact on the entity in relationship to the degree of access provided).



As Built: The Fire Extinguisher is positioned at 52" which is too high for either a side or front approach.

Where a clear floor or ground space allows a parallel approach to an element and the side reach is unobstructed, the high side reach shall be 48 inches maximum and the low side reach shall be 15 inches minimum above the finish floor or ground.

Where a forward reach is unobstructed, the high forward reach shall be 48 inches maximum and the low forward reach shall be 15 inches minimum above the finish floor or ground.

Citation: 2010 ADAS Section 308.1
Reach ranges shall comply with 308.

Cafeteria

Finding: 69

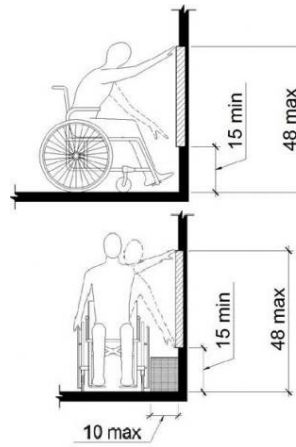

Budget Estimate: \$1,950.00

Recommendation:

Lower fire alarm pull station to be 48" max AFF.

Barrier Priority:

3 (Moderate): Should be completed as soon as possible, but there may be other items that will provide greater access to persons with disabilities. (Includes findings that have a high financial impact on the entity in relationship to the degree of access provided).



As Built: The fire alarm pull station is positioned at 50" which is too high for either a side or front approach.

Where a clear floor or ground space allows a parallel approach to an element and the side reach is unobstructed, the high side reach shall be 48 inches maximum and the low side reach shall be 15 inches minimum above the finish floor or ground.

Where a forward reach is unobstructed, the high forward reach shall be 48 inches maximum and the low forward reach shall be 15 inches minimum above the finish floor or ground.

Citation: 2010 ADAS Section 308.1
Reach ranges shall comply with 308.

Restroom

Finding: 70

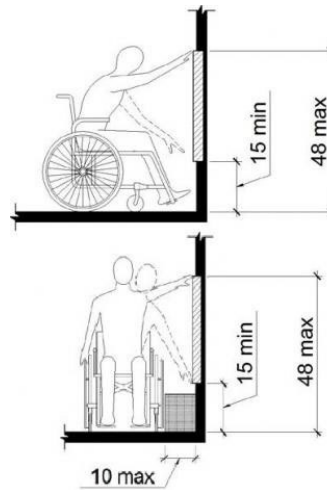
Budget Estimate: \$1,950.00

Recommendation:

Lower fire alarm pull station to be 48" max AFF.

Barrier Priority:

3 (Moderate): Should be completed as soon as possible, but there may be other items that will provide greater access to persons with disabilities. (Includes findings that have a high financial impact on the entity in relationship to the degree of access provided).



As Built: The fire alarm pull station is positioned at 50" which is too high for either a side or front approach.

Where a clear floor or ground space allows a parallel approach to an element and the side reach is unobstructed, the high side reach shall be 48 inches maximum and the low side reach shall be 15 inches minimum above the finish floor or ground.

Where a forward reach is unobstructed, the high forward reach shall be 48 inches maximum and the low forward reach shall be 15 inches minimum above the finish floor or ground.

Citation: 2010 ADAS Section 308.1
Reach ranges shall comply with 308.

Civil Findings

Playground: Lat: 36.2139700000; Long: -88.6153900000

Finding: 1

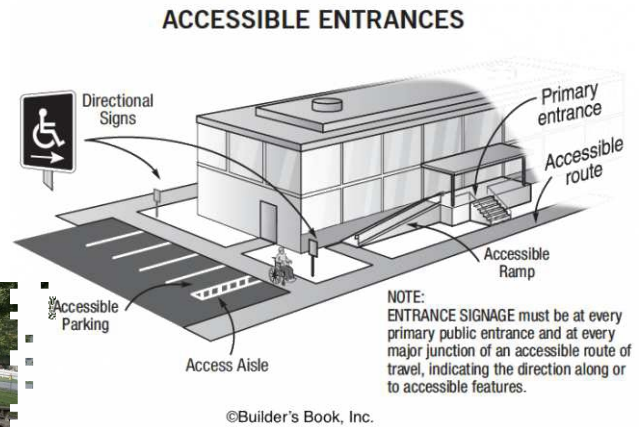
Budget Estimate: \$3,000.00

Recommendation:

Provide ramp or opening in playground border.

Barrier Priority:

2 (Important): Should be completed as soon as possible. (Includes findings that would remove barriers to the greatest number of people to your goods and services).



As Built: There is no accessible route to the playground. Each play area (except for one) and picnic table is contained inside an 8" tall border with no ramp or opening. The only play area with border removed for access does not have a transfer platform or ramp.

At least one accessible route shall connect accessible buildings, accessible facilities, accessible elements, and accessible spaces that are on the same site.

Citation: 2010 ADAS Section 206.2.2

At least one accessible route shall connect accessible buildings, accessible facilities, accessible elements, and accessible spaces that are on the same site.

Playground: Lat: 36.2131300000; Long: -88.6135000000

Finding: 2

Budget Estimate: \$20,000.00

Recommendation:

Provide ground level play components as required.

Barrier Priority:

3 (Moderate): Should be completed as soon as possible, but there may be other items that will provide greater access to persons with disabilities. (Includes findings that have a high financial impact on the entity in relationship to the degree of access provided).

Table 240.2.1.2 Number and Types of Ground Level Play Components Required to be on Accessible Routes

Number of Elevated Play Components Provided	Minimum Number of Ground Level Play Components Required to be on an Accessible Route	Minimum Number of Different Types of Ground Level Play Components Required to be on an Accessible Route
1	Not applicable	Not applicable
2 to 4	1	1
5 to 7	2	2
8 to 10	3	3
11 to 13	4	3
14 to 16	5	3
17 to 19	6	3
20 to 22	7	4
23 to 25	8	4
26 and over	8, plus 1 for each additional 3, or fraction thereof, over 25	5

As Built: There are not enough accessible ground level play components based on the number of elevated play components.

There should be a minimum of four accessible ground level play components including 3 that are different types.

Citation: 2010 ADAS Section 240.2.1.2

Where elevated play components are provided, ground level play components shall be provided in accordance with Table 240.2.1.2 and shall comply with 1008.4.

Parking at Playground: Lat: 36.2131300000; Long: -88.6135000000

Finding: 3

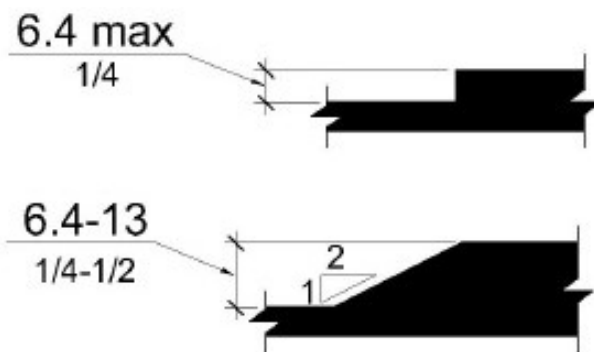
Budget Estimate: \$100.00

Recommendation:

Bevel edge.

Barrier Priority:

3 (Moderate): Should be completed as soon as possible, but there may be other items that will provide greater access to persons with disabilities. (Includes findings that have a high financial impact on the entity in relationship to the degree of access provided).



As Built: The surface of the pedestrian access route has vertical discontinuities greater than 1/2 inch or between 1/4 inch and 1/2 inch that are not beveled.

Vertical surface discontinuities shall be 0.5 inch maximum. Vertical surface discontinuities between 0.25 inch and 0.5 inch shall be beveled with a slope not steeper than 50 percent. The bevel shall be applied across the entire vertical surface discontinuity.

Citation: 2011 PROWAG Section R302.7.2

Vertical surface discontinuities shall be 13 mm (0.5 in) maximum. Vertical surface discontinuities between 6.4 mm (0.25 in) and 13 mm (0.5 in) shall be beveled with a slope not steeper than 50 percent. The bevel shall be applied across the entire vertical surface discontinuity. Advisory R302.7.2 Vertical Surface Discontinuities. The allowance for vertical surface discontinuities is for occasional expansion joints and objects such as utility covers, vault frames, and gratings that cannot be located in another portion of the sidewalk outside the pedestrian access route. However, objects such as utility covers, vault frames, and gratings should not be located on curb ramp runs, blended transitions, turning spaces, or gutter areas within the pedestrian access route. This may not always be possible in alterations but should be avoided wherever possible. Vertical surface discontinuities between unit pavers should be minimized.

Football Stadium: Lat: 36.2131300000; Long: -88.6135000000

Finding: 4

Budget Estimate: \$100.00

Recommendation:

Bevel edge.

Barrier Priority:

3 (Moderate): Should be completed as soon as possible, but there may be other items that will provide greater access to persons with disabilities. (Includes findings that have a high financial impact on the entity in relationship to the degree of access provided).



As Built: The cross slope of the pedestrian access route is excessive and varies in front of concession counters up to 3.5%, along entire length of concession side.

The cross slope of pedestrian access routes shall be 2 percent maximum.

Citation: 2011 PROWAG Section R302.6

Except as provided in R302.6.1 and R302.6.2 (Pedestrian Street Crossings Without Yield or Stop Control and Midblock Pedestrian Street Crossings), the cross slope of pedestrian access routes shall be 2 percent maximum.

Advisory R302.6 Cross Slope. The cross-slope requirements in R302.6 apply to sidewalks and other pedestrian circulation paths, pedestrian street crossings and at-grade rail crossings, and pedestrian overpasses and underpasses and similar structures (see R302.2). The cross slope of the pedestrian access route is measured perpendicular to the direction of pedestrian travel. Cross slope requirements are contained in R304.5.3 for curb ramps and blended transitions, and in R407.3 for ramps.

Football Stadium: Lat: 36.2132900000; Long: -88.6148200000

Finding: 5

Budget Estimate: \$750.00

Recommendation:

Replace approximately 5x10 of pedestrian access route.

Barrier Priority:

3 (Moderate): Should be completed as soon as possible, but there may be other items that will provide greater access to persons with disabilities. (Includes findings that have a high financial impact on the entity in relationship to the degree of access provided).



As Built: The cross slope of the pedestrian access route is excessive at 2.4% in front of men's restroom door. Also, expansion joint sealant failed leaving 1" wide gap.

The cross slope of pedestrian access routes shall be 2 percent maximum.

Citation: 2011 PROWAG Section R302.6

Except as provided in R302.6.1 and R302.6.2 (Pedestrian Street Crossings Without Yield or Stop Control and Midblock Pedestrian Street Crossings), the cross slope of pedestrian access routes shall be 2 percent maximum.

Advisory R302.6 Cross Slope. The cross-slope requirements in R302.6 apply to sidewalks and other pedestrian circulation paths, pedestrian street crossings and at-grade rail crossings, and pedestrian overpasses and underpasses and similar structures (see R302.2). The cross slope of the pedestrian access route is measured perpendicular to the direction of pedestrian travel. Cross slope requirements are contained in R304.5.3 for curb ramps and blended transitions, and in R407.3 for ramps.

Football Stadium: Lat: 36.2133500000; Long: -88.6148200000

Finding: 6

Budget Estimate: \$2,000.00

Recommendation:

Replace sections of pedestrian access route that are over 2%.

Barrier Priority:

4 (Low): Should be completed as soon as possible due to being a technical violation but may not result in providing greater access to persons with disabilities. (Includes findings that are technical violations but provide a moderate to low increase in accessibility compared to the financial impact on the entity).



As Built: The cross slope of the pedestrian access route is approximately 20' varies up to 3.3% which is excessive.

The cross slope of pedestrian access routes shall be 2 percent maximum.

Citation: 2011 PROWAG Section R302.6

Except as provided in R302.6.1 and R302.6.2 (Pedestrian Street Crossings Without Yield or Stop Control and Midblock Pedestrian Street Crossings), the cross slope of pedestrian access routes shall be 2 percent maximum.

Advisory R302.6 Cross Slope. The cross-slope requirements in R302.6 apply to sidewalks and other pedestrian circulation paths, pedestrian street crossings and at-grade rail crossings, and pedestrian overpasses and underpasses and similar structures (see R302.2). The cross slope of the pedestrian access route is measured perpendicular to the direction of pedestrian travel. Cross slope requirements are contained in R304.5.3 for curb ramps and blended transitions, and in R407.3 for ramps.

Football Stadium: Lat: 36.2131300000; Long: -88.6135000000

Finding: 7

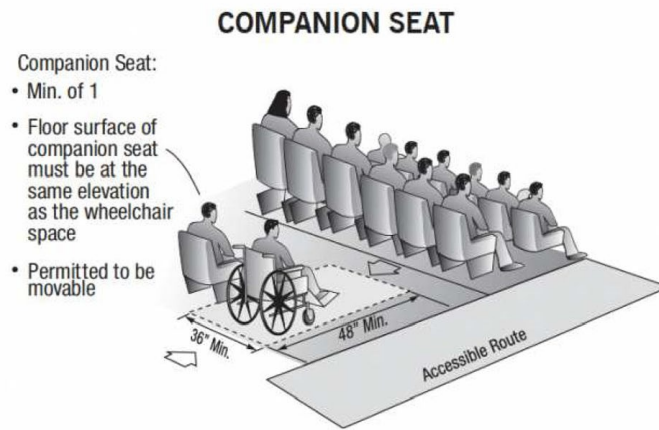
Budget Estimate: \$2,000.00

Recommendation:

Provide access and hard-surfaced area for wheelchair in both team areas.

Barrier Priority:

2 (Important): Should be completed as soon as possible. (Includes findings that would remove barriers to the greatest number of people to your goods and services).



Courtesy ©Builder's Book, Inc.

As Built: An accessible wheelchair space is not provided in the team/player seating area.

At least one wheelchair space shall be provided in team or player seating areas serving areas of sport activity.

Citation: 2010 ADAS Section 221.2.1.4

At least one wheelchair space complying with 802.1 shall be provided in team or player seating areas serving areas of sport activity.

Football Stadium: Lat: 36.2131300000; Long: -88.6135000000

Finding: 8

Budget Estimate: \$1,000.00

Recommendation:

Provide ramp and accessible seating.

Barrier Priority:

1 (High): Should be completed immediately. (Includes findings that have little or no cost, were in violation of the codes at the time of construction or pose an imminent safety threat).



Number of Seats	Minimum Number of Required Wheelchair Spaces
4 to 25	1
26 to 50	2
51 to 150	4
151 to 300	5
301 to 500	6
501 to 5000	6, plus 1 for each 150, or fraction thereof, between 501 through 5000
5001 and over	36, plus 1 for each 200, or fraction thereof, over 5000

As Built: Based on the number of seats provided in this area, there should be a minimum number of wheelchair seating spaces meeting the figure, as well as accessible route to steps up to home side seating.

Wheelchair spaces shall be provided in assembly areas with fixed seating.

Citation: 2010 ADAS Section 221.2

Wheelchair spaces complying with 221.2 shall be provided in assembly areas with fixed seating.

2010 ADAS Section 221.2.1.1

Wheelchair spaces complying with 802.1 shall be provided in accordance with Table 221.2.1.1.

Football Stadium: Lat: 36.2127200000; Long: -88.6152900000

Finding: 9

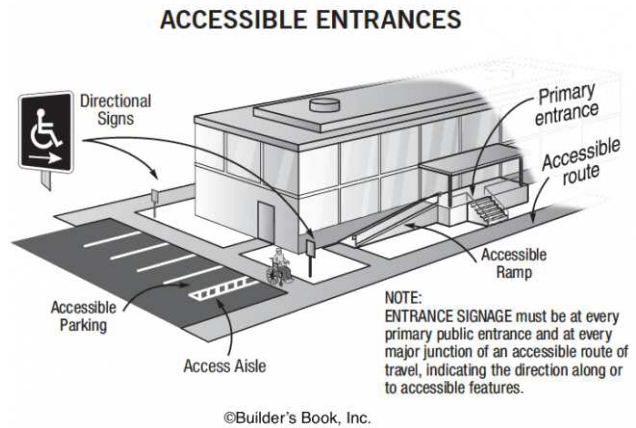
Budget Estimate: \$35,000.00

Recommendation:

Provide accessible route and accessible seating on the visitor side.

Barrier Priority:

1 (High): Should be completed immediately. (Includes findings that have little or no cost, were in violation of the codes at the time of construction or pose an imminent safety threat).



As Built: There is no accessible route to the visitors' seating area.

At least one accessible route shall connect accessible buildings, accessible facilities, accessible elements, and accessible spaces that are on the same site.

Citation: 2010 ADAS Section 206.2.2

At least one accessible route shall connect accessible buildings, accessible facilities, accessible elements, and accessible spaces that are on the same site.

Football Stadium: Lat: 36.2131300000; Long: -88.6135000000

Finding: 10

Budget Estimate: \$1,200.00

Recommendation:

Provide striping, access aisle and signage as required on the shortest route to the stadium. Space available, with connecting sidewalk from parking to stadium if curb ramp is installed.

Barrier Priority:

1 (High): Should be completed immediately. (Includes findings that have little or no cost, were in violation of the codes at the time of construction, or pose an imminent safety threat).



Total Number of Parking Spaces Provided in Parking Facility	Minimum Number of Required Accessible Parking Spaces
1 to 25	1
26 to 50	2
51 to 75	3
76 to 100	4
101 to 150	5
151 to 200	6
201 to 300	7
301 to 400	8
401 to 500	9
501 to 1000	2 percent of total
1001 and over	20, plus 1 for each 100, or fraction thereof, over 1000

As Built: There are no accessible parking stalls.

Each lot where parking is provided for the public as clients, guests or employees, shall provide accessible parking and shall be located on the shortest accessible route of travel from adjacent parking to an accessible entrance.

There are a total of (75) parking stalls in the parking lot that could be reasonably associated with this facility. There should be a minimum of (3) accessible stalls with a minimum of (1) being designed as van accessible.

Citation: 2010 ADAS Section 208.2

Parking spaces complying with 502 shall be provided in accordance with Table 208.2 except as required by 208.2.1, 208.2.2, and 208.2.3. Where more than one parking facility is provided on a site, the number of accessible spaces provided on the site shall be calculated according to the number of spaces required for each parking facility.

Football Stadium: Lat: 36.2131300000; Long: -88.6135000000

Finding: 11

Budget Estimate: \$30,000.00

Recommendation:

If parking near the gymnasium is intended for use for stadium, provide compliant route from crosswalk to stadium entrance.

Barrier Priority:

2 (Important): Should be completed as soon as possible. (Includes findings that would remove barriers to the greatest number of people to your goods and services).



As Built: There is no pedestrian access route at the street crossing.

A curb ramp, blended transition, or a combination of curb ramps and blended transitions shall connect the pedestrian access routes at each pedestrian street crossing. The curb ramp (excluding any flared sides) or blended transition shall be contained wholly within the width of the pedestrian street crossing served.

Citation: 2011 PROWAG Section R207.1

A curb ramp, blended transition, or a combination of curb ramps and blended transitions complying with R304 (Curb Ramps and Blended Transitions) shall connect the pedestrian access routes at each pedestrian street crossing. The curb ramp (excluding any flared sides) or blended transition shall be contained wholly within the width of the pedestrian street crossing served.

Parking for Gymnasium: Lat: 36.2131300000; Long: -88.6135000000

Finding: 12

Budget Estimate: \$2,000.00

Recommendation:

Install curb ramp at access aisle.

Barrier Priority:

1 (High): Should be completed immediately. (Includes findings that have little or no cost, were in violation of the codes at the time of construction, or pose an imminent safety threat).



As Built: The accessible parking is not located on an accessible route of travel to the accessible building entrance. There is no curb ramp provided at access aisle. Users must get into traffic to access nearby ramp.

Accessible parking spaces serving a particular building shall be located on the shortest accessible route of travel from adjacent parking to an accessible entrance. In buildings with multiple accessible entrances with adjacent parking, accessible parking spaces shall be dispersed and located closest to the accessible entrances.

Citation: 2010 ADAS Section 208.3.1

Parking spaces complying with 502 that serve a particular building or facility shall be located on the shortest accessible route from parking to an entrance complying with 206.4. Where parking serves more than one accessible entrance, parking spaces complying with 502 shall be dispersed and located on the shortest accessible route to the accessible entrances. In parking facilities that do not serve a particular building or facility, parking spaces complying with 502 shall be located on the shortest accessible route to an accessible pedestrian entrance of the parking facility.

Parking for Gymnasium: Lat: 36.2131300000; Long: -88.6135000000

Finding: 13

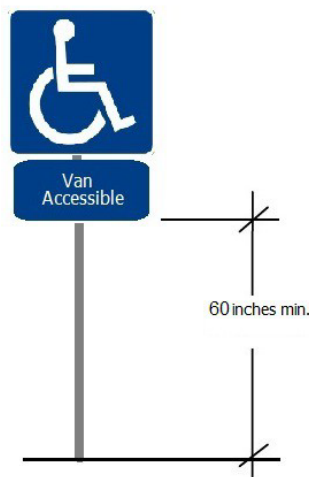
Budget Estimate: \$250.00

Recommendation:

Provide van accessible sign.

Barrier Priority:

3 (Moderate): Should be completed as soon as possible, but there may be other items that will provide greater access to persons with disabilities. (Includes findings that have a high financial impact on the entity in relationship to the degree of access provided).



As Built: Two spots are painted, shared access aisle. One spot has no sign.

Parking space identification signs shall include the International Symbol of Accessibility (ISA). Signs identifying van parking spaces shall contain the designation "van accessible." All signs shall be 60 inches minimum above the finish floor or ground surface measured to the bottom of the sign.

Citation: 2010 ADAS Section 502.6

Parking space identification signs shall include the International Symbol of Accessibility complying with 703.7.2.1. Signs identifying van parking spaces shall contain the designation "van accessible." Signs shall be 60 inches (1525 mm) minimum above the finish floor or ground surface measured to the bottom of the sign.

Parking for Gymnasium: Lat: 36.2131300000; Long: -88.6135000000

Finding: 14

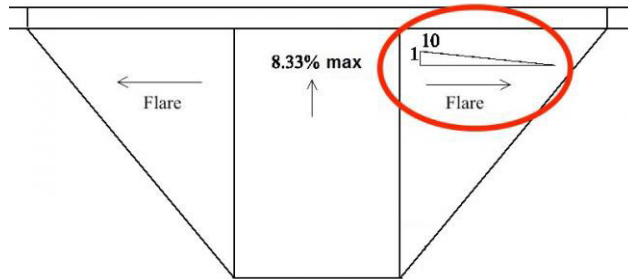
Budget Estimate: \$1,200.00

Recommendation:

Replace ramp to meet requirements.

Barrier Priority:

2 (Important): Should be completed as soon as possible. (Includes findings that would remove barriers to the greatest number of people to your goods and services).



As Built: The curb ramp side flares are too steep, varying up to 33%.

The sides of curb ramps (curb ramp flares) where provided, shall not be steeper than 1:10.

Citation: 2010 ADAS Section 406.3

Where provided, curb ramp flares shall not be steeper than 1:10.

Exterior Sidewalks: Lat: 36.2131300000; Long: -88.6135000000

Finding: 15

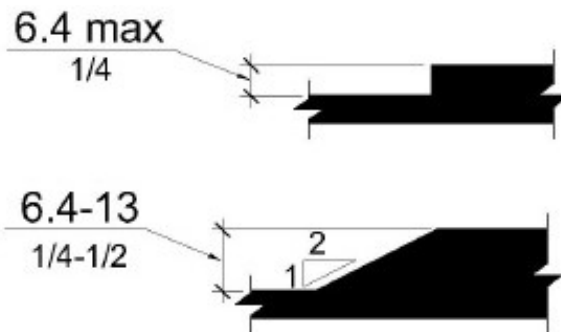
Budget Estimate: \$2,000.00

Recommendation:

Add turn panel less than 2% and ramp less than 8.3% adjacent to existing sidewalk to provide access to upper sidewalk.

Barrier Priority:

1 (High): Should be completed immediately. (Includes findings that have little or no cost, were in violation of the codes at the time of construction, or pose an imminent safety threat)



As Built: The surface of the pedestrian access route has vertical discontinuities greater than 1/2 inch or between 1/4 inch and 1/2 inch that are not beveled. There is no ramp option provided at this step. Vertical surface discontinuities shall be 0.5 inch maximum. Vertical surface discontinuities between 0.25 inch and 0.5 inch shall be beveled with a slope not steeper than 50 percent. The bevel shall be applied across the entire vertical surface discontinuity.

Citation: 2011 PROWAG Section R302.7.2

Vertical surface discontinuities shall be 13 mm (0.5 in) maximum. Vertical surface discontinuities between 6.4 mm (0.25 in) and 13 mm (0.5 in) shall be beveled with a slope not steeper than 50 percent. The bevel shall be applied across the entire vertical surface discontinuity. Advisory R302.7.2 Vertical Surface Discontinuities. The allowance for vertical surface discontinuities is for occasional expansion joints and objects such as utility covers, vault frames, and gratings that cannot be located in another portion of the sidewalk outside the pedestrian access route. However, objects such as utility covers, vault frames, and gratings should not be located on curb ramp runs, blended transitions, turning spaces, or gutter areas within the pedestrian access route. This may not always be possible in alterations but should be avoided wherever possible. Vertical surface discontinuities between unit pavers should be minimized.

Exterior Sidewalks: Lat: 36.2127800000; Long: -88.6143300000

Finding: 16

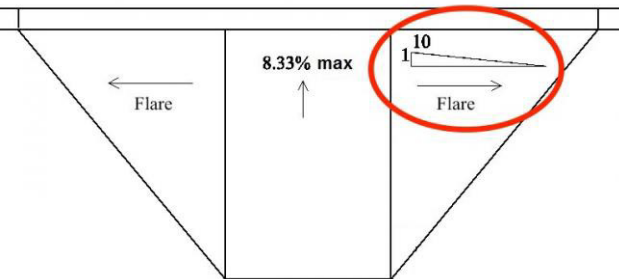
Budget Estimate: \$1,200.00

Recommendation:

Replace ramp to meet requirements.

Barrier Priority:

3 (Moderate): Should be completed as soon as possible, but there may be other items that will provide greater access to persons with disabilities. (Includes findings that have a high financial impact on the entity in relationship to the degree of access provided).



As Built: The curb ramp side flares are too steep, varying up to 33%.

The sides of curb ramps (curb ramp flares) where provided, shall not be steeper than 1:10.

Citation: 2010 ADAS Section 406.3

Where provided, curb ramp flares shall not be steeper than 1:10.

Exterior Sidewalks: Lat: 36.2127400000; Long: -88.6142900000

Finding: 17

Budget Estimate: \$1,200.00

Recommendation:

Replace ramp due to excessive slope in ramp and on flares.

Barrier Priority:

3 (Moderate): Should be completed as soon as possible, but there may be other items that will provide greater access to persons with disabilities. (Includes findings that have a high financial impact on the entity in relationship to the degree of access provided).



As Built: The curb ramp slope is 9.7% which exceeds the maximum running slope (Parallel to the direction of travel) allowable of 8.33%.

Curb ramps should have the least possible slope but in no case more than 8.3% (1:12).

Citation: 2010 ADAS Section 406.1

Curb ramps on accessible routes shall comply with 406, 405.2 through 405.5, and 405.10.

Exterior Sidewalks: Lat: 36.2131300000; Long: -88.6135000000

Finding: 18

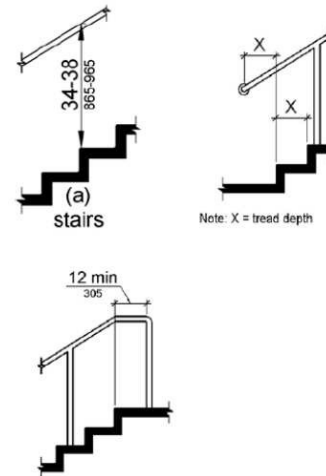
Budget Estimate: \$1,500.00

Recommendation:

Install handrail as required.

Barrier Priority:

3 (Moderate): Should be completed as soon as possible, but there may be other items that will provide greater access to persons with disabilities. (Includes findings that have a high financial impact on the entity in relationship to the degree of access provided)



As Built: The stairway only has a handrail on one side. Stairways must have handrails on both sides. Handrails and their extensions must be between 34 inches and 38 inches above the stair nosing or ground. The top handrails shall extend a minimum of 12 inches beyond the top nosing and shall be parallel with the floor or ground surface. At the bottom of a stair flight, handrails shall extend at the slope of the stair flight for a horizontal distance at least equal to one tread depth beyond the last riser nosing. Extension shall return to a wall, guard, or the landing surface, or shall be continuous to the handrail of an adjacent stair flight.

The orientation of at least one handrail, including the extension, shall be in the direction of the run of the stair and perpendicular to the direction of the stair nosing. Handrail gripping surfaces with a circular cross section shall have an outside diameter of 1-1/4 inches minimum and 2 inches maximum. Handrail gripping surfaces with a non-circular cross section shall have a perimeter dimension of 4 inches minimum and 6 1/4 inches maximum, and a cross-section dimension of 2-1/4 inches maximum. The hand grip portion of handrails shall have a smooth surface with no sharp corners. Gripping surfaces (top or sides) shall be uninterrupted by newel posts, other construction elements or obstructions. Any wall or other surface adjacent to the handrail shall be free of sharp or abrasive elements. Handrails projecting from a wall shall have a space of 1-1/2 inches minimum between the wall and the handrail.

Citation: 2010 ADAS Section 505.2

Handrails shall be provided on both sides of stairs and ramps.

Exterior Sidewalks: Lat: 36.2131300000; Long: -88.6135000000

Finding: 19


Budget Estimate: \$200.00

Recommendation:

Install signage at non-accessible doors indicating direction of accessible entrance.

Barrier Priority:

4 (Low): Should be completed as soon as possible due to being a technical violation but may not result in providing greater access to persons with disabilities. (Includes findings that are technical violations but provide a moderate to low increase in accessibility compared to the financial impact on the entity).



As Built: There is no International Symbol of Accessibility at this entrance.

In existing buildings and facilities where not all entrances are accessible doors that are accessible shall be identified by the International Symbol of Accessibility. Directional signs that indicate the location of the nearest accessible entrance shall be provided at entrances that are not accessible. Directional signs including the International Symbol of Accessibility indicating the accessible route to the nearest accessible entrance shall be provided at junctions when the accessible route diverges from the regular circulation path.

Citation: 2010 ADAS Section 216.6

Where not all entrances comply with 404, entrances complying with 404 shall be identified by the International Symbol of Accessibility complying with 703.7.2.1. Directional signs complying with 703.5 that indicate the location of the nearest entrance complying with 404 shall be provided at entrances that do not comply with 404.

Exterior Sidewalks: Lat: 36.2138800000; Long: -88.6141900000

Finding: 20

Budget Estimate: \$1,000.00

Recommendation:

Replace sections of pedestrian access route over 2%.

Barrier Priority:

2(Important): Should be completed as soon as possible. (Includes findings that would remove barriers to the greatest number of people to your goods and services).



As Built: The cross slope of the pedestrian access route is approximately 60' and varies up to 6.36% which is excessive.

The cross slope of pedestrian access routes shall be 2 percent maximum.

Citation: 2011 PROWAG Section R302.6

Except as provided in R302.6.1 and R302.6.2 (Pedestrian Street Crossings Without Yield or Stop Control and Midblock Pedestrian Street Crossings), the cross slope of pedestrian access routes shall be 2 percent maximum.

Advisory R302.6 Cross Slope. The cross-slope requirements in R302.6 apply to sidewalks and other pedestrian circulation paths, pedestrian street crossings and at-grade rail crossings, and pedestrian overpasses and underpasses and similar structures (see R302.2). The cross slope of the pedestrian access route is measured perpendicular to the direction of pedestrian travel. Cross slope requirements are contained in R304.5.3 for curb ramps and blended transitions, and in R407.3 for ramps.

Exterior Sidewalks: Lat: 36.2140500000; Long: -88.6140400000

Finding: 21

Budget Estimate: \$1,500.00

Recommendation:

Replace approximately 25'x10' of pedestrian access route.

Barrier Priority:

3 (Moderate): Should be completed as soon as possible, but there may be other items that will provide greater access to persons with disabilities. (Includes findings that have a high financial impact on the entity in relationship to the degree of access provided).



As Built: The grade of the pedestrian access route varies up to 7.1% which is too steep.

Where pedestrian access routes are not contained within a street or highway right-of-way, the grade of pedestrian access routes shall be 5 percent maximum.

Citation: 2011 PROWAG Section R302.5

Except as provided in R302.5.1, where pedestrian access routes are contained within a street or highway right-of-way, the grade of pedestrian access routes shall not exceed the general grade established for the adjacent street or highway. Where pedestrian access routes are not contained within a street or highway right-of-way, the grade of pedestrian access routes shall be 5 percent maximum.

Advisory R302.5 Grade. The grade requirements in R302.5 apply to sidewalks and other pedestrian circulation paths, pedestrian street crossings and at-grade rail crossings, and pedestrian overpasses and underpasses and similar structures (see R302.2). The grade of the pedestrian access route is measured parallel to the direction of pedestrian travel. Running slope requirements are contained in R304.2.2 for perpendicular curb ramps, in R304.3.2 for parallel curb ramps, in R304.4.1 for blended transitions, and in R407.2 for ramps.

Exterior Sidewalks: Lat: 36.2131400000; Long: -88.6129400000

Finding: 22

Budget Estimate: \$1,500.00

Recommendation:

Replace sidewalk to provide less than 5%. If over 5%, up to 8.3%, provide handrail.

Barrier Priority:

2 (Important): Should be completed as soon as possible. (Includes findings that would remove barriers to the greatest number of people to your goods and services).



As Built: The grade of the pedestrian access route is too steep.

Where pedestrian access routes are not contained within a street or highway right-of-way, the grade of pedestrian access routes shall be 5 percent maximum.

Citation: 2011 PROWAG Section R302.5

Except as provided in R302.5.1, where pedestrian access routes are contained within a street or highway right-of-way, the grade of pedestrian access routes shall not exceed the general grade established for the adjacent street or highway. Where pedestrian access routes are not contained within a street or highway right-of-way, the grade of pedestrian access routes shall be 5 percent maximum.

Advisory R302.5 Grade. The grade requirements in R302.5 apply to sidewalks and other pedestrian circulation paths, pedestrian street crossings and at-grade rail crossings, and pedestrian overpasses and underpasses and similar structures (see R302.2). The grade of the pedestrian access route is measured parallel to the direction of pedestrian travel. Running slope requirements are contained in R304.2.2 for perpendicular curb ramps, in R304.3.2 for parallel curb ramps, in R304.4.1 for blended transitions, and in R407.2 for ramps.

Exterior Sidewalks: Lat: 36.2131400000; Long: -88.6129400000

Finding: 23

Budget Estimate: \$2,000.00

Recommendation:

Replace ramp, include turning landing at less than 2% at bottom of ramp. If over 8.3%, install handrails.

Barrier Priority:

3 (Moderate): Should be completed as soon as possible, but there may be other items that will provide greater access to persons with disabilities. (Includes findings that have a high financial impact on the entity in relationship to the degree of access provided).



As Built: The grade of the pedestrian access route is 9.3% which is too steep.

Where pedestrian access routes are not contained within a street or highway right-of-way, the grade of pedestrian access routes shall be 5 percent maximum.

Citation: 2011 PROWAG Section R302.5

Except as provided in R302.5.1, where pedestrian access routes are contained within a street or highway right-of-way, the grade of pedestrian access routes shall not exceed the general grade established for the adjacent street or highway. Where pedestrian access routes are not contained within a street or highway right-of-way, the grade of pedestrian access routes shall be 5 percent maximum.

Advisory R302.5 Grade. The grade requirements in R302.5 apply to sidewalks and other pedestrian circulation paths, pedestrian street crossings and at-grade rail crossings, and pedestrian overpasses and underpasses and similar structures (see R302.2). The grade of the pedestrian access route is measured parallel to the direction of pedestrian travel. Running slope requirements are contained in R304.2.2 for perpendicular curb ramps, in R304.3.2 for parallel curb ramps, in R304.4.1 for blended transitions, and in R407.2 for ramps.

Exterior Sidewalks: Lat: 36.2129400000; Long: -88.6127600000

Finding: 24

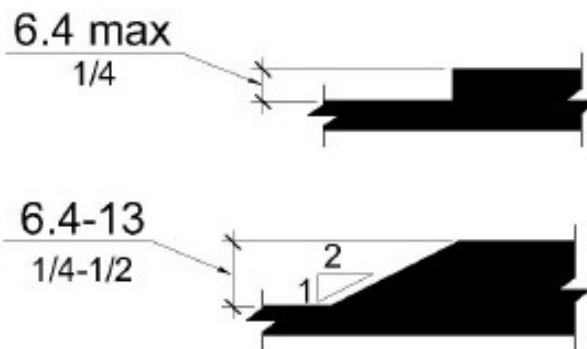
Budget Estimate: \$2,000.00

Recommendation:

Replace sidewalk to flush condition with roadway crossing.

Barrier Priority:

2 (Important): Should be completed as soon as possible. (Includes findings that would remove barriers to the greatest number of people to your goods and services).



As Built: The surface of the pedestrian access route has vertical discontinuities greater than 1/2 inch or between 1/4 inch and 1/2 inch that are not beveled.

Vertical surface discontinuities shall be 0.5 inch maximum. Vertical surface discontinuities between 0.25 inch and 0.5 inch shall be beveled with a slope not steeper than 50 percent. The bevel shall be applied across the entire vertical surface discontinuity.

Citation: 2011 PROWAG Section R302.7.2

Vertical surface discontinuities shall be 13 mm (0.5 in) maximum. Vertical surface discontinuities between 6.4 mm (0.25 in) and 13 mm (0.5 in) shall be beveled with a slope not steeper than 50 percent. The bevel shall be applied across the entire vertical surface discontinuity. Advisory R302.7.2 Vertical Surface Discontinuities. The allowance for vertical surface discontinuities is for occasional expansion joints and objects such as utility covers, vault frames, and gratings that cannot be located in another portion of the sidewalk outside the pedestrian access route. However, objects such as utility covers, vault frames, and gratings should not be located on curb ramp runs, blended transitions, turning spaces, or gutter areas within the pedestrian access route. This may not always be possible in alterations but should be avoided wherever possible. Vertical surface discontinuities between unit pavers should be minimized.

Exterior Sidewalks: Lat: 36.2131300000; Long: -88.6135000000

Finding: 25

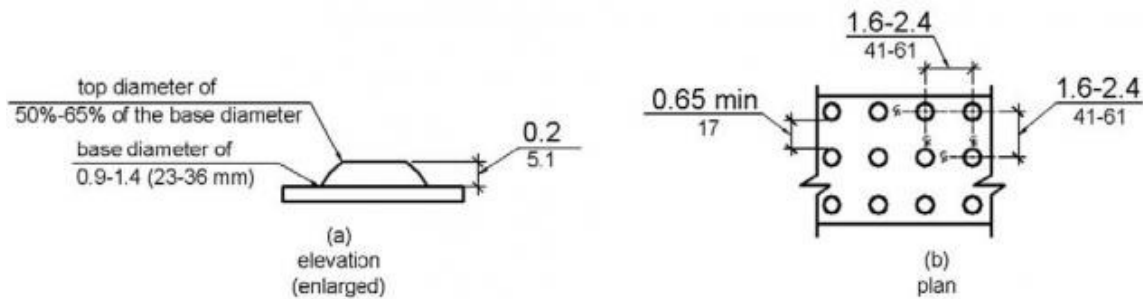
Budget Estimate: \$2,000.00

Recommendation:

Provide detectable warning at street crossing.

Barrier Priority:

2 (Important): Should be completed as soon as possible. (Includes findings that would remove barriers to the greatest number of people to your goods and services).



As Built: The detectable warning is missing at the curb ramp.

Curb ramps shall have a detectable warning that extends the full width of the curb ramp, excluding the flared sides, 24 inch minimum in the direction of travel.

Citation: 2011 PROWAG Section R208.1

Detectable warning surfaces complying with R305 shall be provided at the following locations on pedestrian access routes and at transit stops:

1. Curb ramps and blended transitions at pedestrian street crossings;
2. Pedestrian refuge islands;
3. Pedestrian at-grade rail crossings not located within a street or highway;

4. *Boarding platforms at transit stops for buses and rail vehicles where the edges of the boarding platform are not protected by screens or guards; and*

5. *Boarding and alighting areas at sidewalk or street level transit stops for rail vehicles where the side of the boarding and alighting areas facing the rail vehicles is not protected by screens or guards.*

Advisory R208.1 Where Required. On pedestrian access routes, detectable warning surfaces indicate the boundary between pedestrian and vehicular routes where there is a flush rather than a curbed connection. Detectable warning surfaces should not be provided at crossings of residential driveways since the pedestrian right-of-way continues across residential driveway aprons. However, where commercial driveways are provided with yield or stop control, detectable warning surfaces should be provided at the junction between the pedestrian route and the vehicular route. Where pedestrian at-grade rail crossings are located within a street or highway, detectable warning surfaces at the curb ramps or blended transitions make a second set of detectable warning surfaces at the rail crossing unnecessary.

Detectable warning surfaces are not intended to provide wayfinding for pedestrians who are blind or have low vision. Wayfinding can be made easier by:

- Sidewalks that provide a clear path free of street furniture;*
- Visual contrast between walking and non-walking areas (e.g., planted borders);*
- Route edges that are clear and detectable by cane;*
- Direct pedestrian street crossings and curb ramps that are in-line with direction of travel;*
- Small corner radiuses that permit pedestrian street crossings to be as short and direct as possible;*
- Orthogonal intersections that facilitate navigation using parallel and perpendicular vehicle sound cues;*
- and barriers where pedestrian travel or crossing is not permitted.*

Parking Near New Beginning Baptist Church: Lat: 36.2127800000; Long: -88.6143100000

Finding: 26

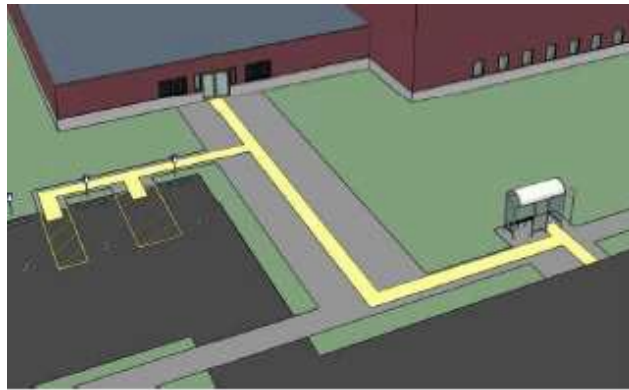
Budget Estimate: \$2,000.00

Recommendation:

Install curb ramp at access aisle.

Barrier Priority:

1 (High): Should be completed immediately. (Includes findings that have little or no cost, were in violation of the codes at the time of construction or pose an imminent safety threat).



As Built: The accessible parking is not located on an accessible route of travel to the accessible building entrance. There is no curb ramp provided at the access aisle. Users must get into traffic to access nearby ramps.

Accessible parking spaces serving a particular building shall be located on the shortest accessible route of travel from adjacent parking to an accessible entrance. In buildings with multiple accessible entrances with adjacent parking, accessible parking spaces shall be dispersed and located closest to the accessible entrances.

Citation: 2010 ADAS Section 208.3.1

Parking spaces complying with 502 that serve a particular building or facility shall be located on the shortest accessible route from parking to an entrance complying with 206.4. Where parking serves more than one accessible entrance, parking spaces complying with 502 shall be dispersed and located on the shortest accessible route to the accessible entrances. In parking facilities that do not serve a particular building or facility, parking spaces complying with 502 shall be located on the shortest accessible route to an accessible pedestrian entrance of the parking facility.

Parking Near New Beginning Baptist Church: Lat: 36.212700000; Long: -88.614270000

Finding: 27

Budget Estimate: \$500.00

Recommendation:

Provide signage including one as van accessible.

Barrier Priority:

3 (Moderate): Should be completed as soon as possible, but there may be other items that will provide greater access to persons with disabilities. (Includes findings that have a high financial impact on the entity in relationship to the degree of access provided).



As Built: The required parking signage is missing.

Parking space identification signs shall include the International Symbol of Accessibility (ISA). Signs identifying van parking spaces shall contain the designation "van accessible." All signs shall be 60 inches minimum above the finish floor or ground surface measured to the bottom of the sign.

Citation: 2010 ADAS Section 502.6

Parking space identification signs shall include the International Symbol of Accessibility complying with 703.7.2.1. Signs identifying van parking spaces shall contain the designation "van accessible." Signs shall be 60 inches (1525 mm) minimum above the finish floor or ground surface measured to the bottom of the sign.

Main Office Parking: Lat: 36.2135300000; Long: -88.6129800000

Finding: 28

Budget Estimate: \$1,200.00

Recommendation:

Provide striping, access aisle and signage as required on the shortest route to the stadium. Space available with connecting sidewalk from parking to stadium if curb ramp is installed.

Barrier Priority:

1 (High): Should be completed immediately. (Includes findings that have little or no cost, were in violation of the codes at the time of construction or pose an imminent safety threat).



Total Number of Parking Spaces Provided in Parking Facility	Minimum Number of Required Accessible Parking Spaces
1 to 25	1
26 to 50	2
51 to 75	3
76 to 100	4
101 to 150	5
151 to 200	6
201 to 300	7
301 to 400	8
401 to 500	9
501 to 1000	2 percent of total
1001 and over	20, plus 1 for each 100, or fraction thereof, over 1000

As Built: There are not enough accessible stalls. Two parking spaces marked at end of parking lot do not seem to serve school but the small park across the street. They are not on an access route to the school and are not compliant.

There is (1) accessible parking stall including (0) designated for a van.

There should be a minimum of (2) accessible parking stalls including a minimum of (1) van accessible stalls.

Citation: 2010 ADAS Section 208.2

Parking spaces complying with 502 shall be provided in accordance with Table 208.2 except as required by 208.2.1, 208.2.2, and 208.2.3. Where more than one parking facility is provided on a site, the number of accessible spaces provided on the site shall be calculated according to the number of spaces required for each parking facility.

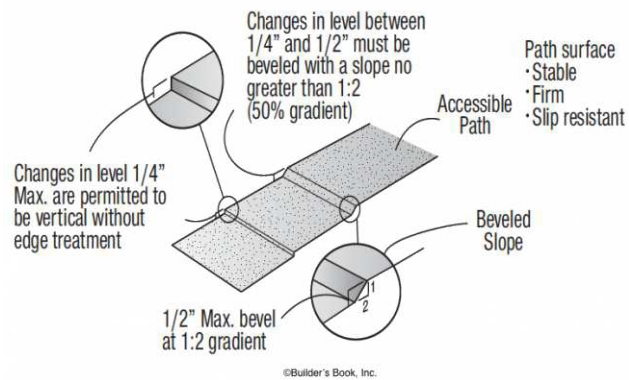
Main Office Parking: Lat: 36.2134400000; Long: -88.6129800000

Finding: 29

Budget Estimate: \$1,000.00

Recommendation: Replace approximately 14'x14' section of access route.

Barrier Priority: 3 (Moderate): Should be completed as soon as possible, but there may be other items that will provide greater access to persons with disabilities. (Includes findings that have a high financial impact on the entity in relationship to the degree of access provided).



As Built: The accessible route contains loose gravel and/or surfaces that do not provide for a stable, firm slip resistant surface. Approximately 14'x14' contains loose gravel, chipped concrete and asphalt and vertical surface discontinuities over 1/4".

Citation: 2010 ADAS Section 302.1

Floor and ground surfaces shall be stable, firm, and slip resistant and shall comply with 302.

Main Office Parking: Lat: 36.2134600000; Long: -88.6130200000

Finding: 30

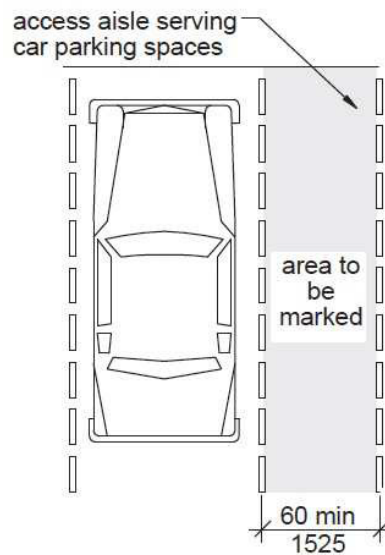
Budget Estimate: \$1,200.00

Recommendation:

Provide compliant ADA parking spaces and access aisle.

Barrier Priority:

1 (High): Should be completed immediately. (Includes findings that have little or no cost, were in violation of the codes at the time of construction or pose an imminent safety threat).



As Built: The access aisle is not a minimum of 5 feet wide.

A accessible parking stall's access aisle must be a minimum of 5 feet wide measured from centerline to centerline.

Where the access aisle is not adjacent to another parking space or access aisle, measurements shall be permitted to include the full width of the line defining the access aisle.

Citation: 2010 ADAS Section 502.3.1

Access aisles serving car and van parking spaces shall be 60 inches (1525 mm) wide minimum.

PROJECT & BUDGET RECOMMENDATIONS

FINDINGS & RECOMMENDATIONS – GLEASON SCHOOL

The existing Weakley County Trustee Office has significant ADA compliance deficiencies. After discussion with the City, the decision was made to provide an accessible entry way and accessible parking spaces with appropriate signage, to provide access to counters, to provide a compliant public restroom, and to lower specific fire extinguishers, fire alarm pulls, defibrillators, shower pull handle, blanket pull hasp, equipment panels, and thermostats throughout the building. The remainder of the facility will remain as currently designed.

PRIORITY 1 (High)			
Estimated Cost	Location	Finding	Distress / Description / Recommendation
\$44,400.00	Total		
\$1,000.00	Football Stadium	8	Provide ramp and accessible seating.
\$35,000.00	Football Stadium	9	Provide accessible route and accessible seating on visitor side.
\$2,000.00	Parking for Gymnasium	12	Install curb at access aisle.
\$2,000.00	Exterior Sidewalks	15	Add turn panel less than 2% and ramp less than 8.3% adjacent to existing sidewalk to provide access to upper sidewalk.
\$2,000.00	Parking near New Beginning Baptist Church	26	Install curb ramp at access aisle.
\$1,200.00	Main Office Parking	28	Provide striping, access aisle and signage as required on the shortest route to the stadium. Space available with connecting sidewalk from parking to stadium if curb ramp is installed.
\$1,200.00	Main Office Parking	30	Provide compliant ADA parking spaces and access aisle.

PRIORITY 2 (Important)			
Estimated Cost	Location	Finding	Distress / Description / Recommendation
\$42,700.00	Total		
\$3,000.00	Playground	1	Provide ramp or opening in playground border.
\$2,000.00	Football Stadium	7	Provide access and hard-surfaced area for wheelchair in both team areas.

\$30,000.00	Football Stadium	11	If parking near gymnasium is intended for use for stadium, provide compliant route from crosswalk to stadium entrance.
\$1,200.00	Parking for Gymnasium	14	Replace ramp to meet requirements.
\$1,000.00	Exterior Sidewalks	20	Replace sections of pedestrian access route over 2%.
\$1,500.00	Exterior Sidewalks	22	Replace sidewalk to provide less than 5%. If over 5%, up to 8.3%, provide handrail.
\$2,000.00	Exterior Sidewalks	24	Replace sidewalk to flush condition with roadway crossing.
\$2,000.00	Exterior Sidewalks	25	Provide detectable warning at street crossing.

PRIORITY 3 (Moderate)			
Estimated Cost	Location	Finding	Distress / Description / Recommendation
\$371,982.50	Total		
\$1,950.00	Lobby	1	Lower fire alarm pull station for top to be 48" max AFF.
\$1,950.00	Lobby	2	Lower fire alarm pull station for top to be 48" max AFF.
\$4,125.00	Lobby	3	Lower fire annunciator for top to be 48" max AFF.
\$20,725.00	Corridor	4	Further design required to accommodate alcove for drinking fountains.
\$1,200.00	Corridor	5	Lower defibrillator for handle to be 48" max AFF.
\$18,187.50	Corridor	6	Modify casework design to be compliant.
\$21,000.00	Corridor	7	Redesign casework design to be compliant.
\$20,725.00	Corridor	8	Lower fountain/ create alcove for cane detection.
\$18,187.50	Reception	9	Cut out 3' section with minimum 17" countertop overhang depth. Max height for counter to be 36".
\$1,950.00	Reception	10	Lower thermostat for all operable components to be 48" max AFF.
\$1,275.00	General	11	Install lever type locksets throughout school.
\$1,950.00	General	12	Lower the light switch to 48" max AFF.
\$1,950.00	General	13	Lower Equipment/Light Panel for all operable components to be 48" max AFF.
\$5,700.00	Staff Area	14	Remove existing base cabinet and install new wall mounted countertop with sink. Rim of sink to be 34" max AFF.

PRIORITY 3 (Moderate)			
\$1,200.00	Staff Area	15	Lower soap dispenser for all operable components to be 48" max AFF.
\$0.00	Principal's Restroom	16	This restroom can not be made compliant without enlarging the space. Cannot make compliant. Remove ADA signage.
\$1,950.00	Library	17	Lower fire alarm pull station for top to be 48" max AFF.
\$34,410.00	Women's Restroom	18	Further design required to accommodate compliant restroom entrance.
\$1,200.00	Women's Restroom	19	Lower paper towel dispenser for all operable dispenser to be 48" max AFF.
\$3,300.00	Women's Restroom	20	Remove existing base cabinet and install new wall mounted countertop with sink. Rim of sink to be 34" max AFF.
\$25,575.00	Women's Restroom	21	Redesign restroom to accommodate new layout.
\$1,275.00	Women's Restroom	22	Lower the mirror for reflecting surface to be at 40" max AFF.
\$1,200.00	Men's Restroom	23	Lower paper towel dispenser to 48" max AFF.
\$34,410.00	Men's Restroom	24	Further design required to accommodate compliant restroom entrance.
\$3,300.00	Men's Restroom	25	Remove existing base cabinet and install new wall mounted countertop with sink. Rim of sink to be 34" max AFF.
\$1,275.00	Men's Restroom	26	Lower the mirror for reflecting surface to be at 40" max AFF.
\$1,200.00	Men's Restroom	27	Lower soap dispenser for all operable components to be 48" max AFF.
\$22,425.00	Men's Restroom	28	Redesign restroom to accommodate new layout.
\$1,950.00	Gymnasium	29	Lower thermostat for all operable components to be 48" max AFF.
\$1,950.00	Gymnasium	30	Lower fire alarm pull station for top to be 48" max AFF.
\$1,950.00	Gymnasium	31	Lower fire alarm pull station for top to be 48" max AFF.
\$1,950.00	Gymnasium	32	Lower fire alarm pull station for top to be 48" max AFF.
\$1,950.00	Gymnasium	33	Lower thermostat for all operable components to be 48" max AFF.
\$1,950.00	Gymnasium	34	Lower fire alarm pull station for top to be 48" max AFF.
\$18,187.50	Concessions	35	Redesign counter system/ coiling shutter to meet compliance.
\$1,200.00	Concessions	36	Lower paper towel dispenser to 48" max AFF.

PRIORITY 3 (Moderate)			
\$1,200.00	Gym Women's Restroom	37	Lower paper towel dispenser to 48" max AFF.
\$1,275.00	Gym Women's Restroom	38	Relocate grab bar for end to be at 54' from wall.
\$1,275.00	Gym Women's Restroom	39	Relocate grab bar for end to be at 54' from wall.
\$1,200.00	Gym Men's Restroom	40	Lower soap dispenser for all operable components to be 48" max AFF.
\$1,200.00	Lady's Locker Room	41	Lower paper towel dispenser to 48" max AFF.
\$1,950.00	Lady's Locker Room	42	Lower thermostat for all operable components to be 48" max AFF.
\$1,200.00	Coach's Restroom	43	Lower soap dispenser for all operable components to be 48" max AFF.
\$1,200.00	Coach's Restroom	44	Lower paper towel dispenser to 48" max AFF.
\$2,700.00	Coach's Restroom	45	Change flush handle to correct side.
\$1,500.00	Coach's Restroom	46	Replace with a compliant toilet.
\$1,200.00	Girl's Visitor Locker Room	47	Lower paper towel dispenser for push release to be 48" max AFF.
\$2,700.00	Girl's Visitor Locker Room	48	Change flush handle to correct side.
\$1,275.00	Girl's Visitor Locker Room	49	Relocate grab bar for end to be at 54' from wall.
\$1,200.00	Referee Restroom	50	Lower paper towel dispenser for push release to be 48" max AFF.
\$1,950.00	Agriculture	51	Lower thermostat for all operable components to be 48" max AFF.
\$1,950.00	Agriculture	52	Lower thermostat for all operable components to be 48" max AFF.
\$1,950.00	Agriculture	53	Lower thermostat for all operable components to be 48" max AFF.
\$22,125.00	Science Lab	54	Replace one pod to meet compliance.
\$1,200.00	Science Lab	55	Lower paper towel dispenser for push release to be 48" max AFF.
\$2,400.00	Science Lab	56	Lower shower pull handle to 48" max AFF.
\$1,200.00	Science Lab	57	Lower defibrillator for handle to be 48" max AFF.
\$1,200.00	Science Lab	58	Lower Blanket Pull Hasp for all operable components to be 48" max AFF.
\$1,950.00	Science Lab 2	59	Lower thermostat for all operable components to be 48" max AFF.

PRIORITY 3 (Moderate)			
\$1,950.00	Science Lab 2	60	Lower thermostat for all operable components to be 48" max AFF.
\$1,950.00	Science Lab 2	61	Lower thermostat for all operable components to be 48" max AFF.
\$1,950.00	Science Lab 2	62	Lower thermostat for all operable components to be 48" max AFF.
\$1,950.00	Cafeteria	63	Lower fire alarm pull station to be 48" max AFF.
\$1,950.00	Cafeteria	64	Lower fire alarm pull station to be 48" max AFF.
\$1,950.00	Cafeteria	65	Lower thermostat for all operable components to be 48" max AFF.
\$1,950.00	Cafeteria	66	Lower Fire Extinguisher for handle to be 48" max AFF.
\$1,950.00	Cafeteria	67	Lower thermostat for all operable components to be 48" max AFF.
\$1,200.00	Cafeteria	68	Lower Fire Extinguisher for handle to be 48" max AFF.
\$1,950.00	Cafeteria	69	Lower fire alarm pull station to be 48" max AFF.
\$1,950.00	Restroom	70	Lower fire alarm pull station to be 48" max AFF.
\$100.00	Parking at Playground	3	Bevel edge.
\$100.00	Football Stadium	4	Bevel edge.
\$750.00	Football Stadium	5	Replace approximately 5x10 of pedestrian access route.
\$250.00	Parking for Gymnasium	13	Provide an accessible sign.
\$1,200.00	Exterior Sidewalks	16	Replace ramp.
\$1,200.00	Exterior Sidewalks	17	Replace ramp due to excessive slope in ramp and on flares.
\$1,500.00	Exterior Sidewalks	18	Install handrail as required.
\$1,500.00	Exterior Sidewalks	21	Replace approximately 25'x10' of pedestrian access route.
\$1,500.00	Exterior Sidewalks	23	Replace ramp, include turning landing at less than 2% at bottom of ramp. If over 8.3%, install handrails.
\$500.00	Parking near New Beginning Baptist Church	27	Provide signage including one as van accessible.
\$1,000.00	Main Office Parking	29	Replace approximately 14'x14' section of access route.

PRIORITY 4 (Low)			
Estimated Cost	Location	Finding	Distress / Description / Recommendation
\$22,200.00	Total		
\$20,000.00	Playground	2	Provide ground level play components.
\$2,000.00	Football Stadium	6	Replace sections of pedestrian access route that are over 2%.
\$200.00	Exterior Sidewalks	19	Install signage at non-accessible doors indicating direction of accessible entrance.